

BEGA

Gartenmöbel-Center
Bettenfachgeschäft

Info
Verkauf



Verkaufspreise CHF

669 Preisliste 2023

gültig 01.10.2022 -



27.10.2022/saz - 030723005



669 090

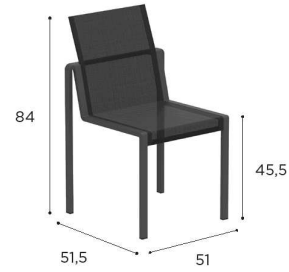
Bitte nicht entfernen

ALURA

Design by Kris Van Puyvelde

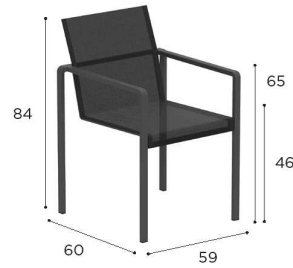


DINING CHAIR	
REF:	ALR 47 T...
VOLUME:	0,34 m³ (4)
WEIGHT:	6,4 kg (1)
INFO:	STACKABLE



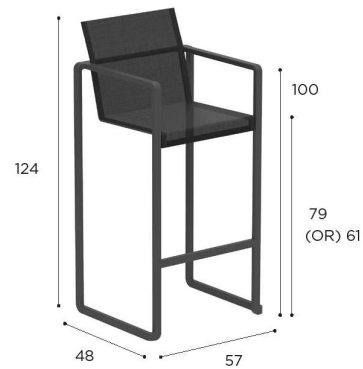
		COATED ALUMINIUM		
		W	S	A
BATYLINE	WU	ALR 47 TWWU 655,-		
	PG		ALR 47 TSPG 655,-	
	ZU			ALR 47 TAZU 655,-
		CUSHIONS		
		PIL ALR 47 T ... (SEAT + BACK)		
CAT. A		150,-		
CAT. B		180,-		
CAT. C		210,-		

ARM CHAIR	
REF:	ALR 55 T...
VOLUME:	0,38 m³ (4)
WEIGHT:	9,9 kg (1)
INFO:	STACKABLE OPTIONAL TEAK ARMRESTS



		COATED ALUMINIUM		
		W	S	A
BATYLINE	WU	ALR 55 TWWU 724,-		
	PG		ALR 55 TSPG 724,-	
	ZU			ALR 55 TAZU 724,-
		ALR 55 T ARWSET (TEAK ARMRESTS) 35,-		
		CUSHIONS		
		PIL ALR 55 T ... (SEAT + BACK)		
CAT. A		161,-		
CAT. B		194,-		
CAT. C		226,-		

BAR CHAIR	
REF:	ALR 43 T...
VOLUME:	0,5 m³ (4)
WEIGHT:	9,8 kg (1)
INFO:	STACKABLE OPTIONAL TEAK ARMRESTS LOWERED FRAME ON REQUEST



		COATED ALUMINIUM		
		W	S	A
BATYLINE	WU	ALR 43 TWWU 919,-		
	PG		ALR 43 TSPG 919,-	
	ZU			ALR 43 TAZU 919,-
		ALR 43 T ARWSET (TEAK ARMRESTS) 35,-		
		CUSHIONS		
		PIL ALR 43 T ... (SEAT + BACK)		
CAT. A		138,-		
CAT. B		166,-		
CAT. C		194,-		
		LOWERED FRAME (SURCHARGE) 115,-		

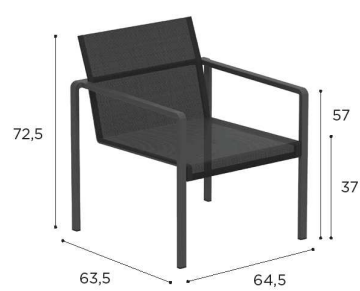
ALURA SPECIFICATIONS

FOOTREST	
REF:	ALR F T...
VOLUME:	0,15 m³ (4)
WEIGHT:	3,1 kg (1)
INFO:	STACKABLE



		COATED ALUMINIUM		
		W	S	A
BATYLINE	WU	ALR F TWWU 551,-		
	PG		ALR F TSPG 551,-	
	ZU			ALR F TAZU 551,-

LOW CHAIR	
REF:	ALR 77 T...
VOLUME:	0,44 m³ (4)
WEIGHT:	9,5 kg (1)
INFO:	STACKABLE OPTIONAL TEAK ARMRESTS



		COATED ALUMINIUM		
		W	S	A
BATYLINE	WU	ALR 77 TWWU 862,-		
	PG		ALR 77 TSPG 862,-	
	ZU			ALR 77 TAZU 862,-
		ALR 77 T ARWSET 46,-		
		CUSHIONS PIL ALR 77 T ... (SEAT + BACK)		
CAT. A		173,-		
CAT. B		207,-		
CAT. C		242,-		

LOUNGER	
REF:	ALR 195 T...
VOLUME:	0,96 m³ (2)
WEIGHT:	22,7 kg (1)
INFO:	STACKABLE WHEELS RECLINER PNEUMATIC HEADCUSHION INCLUDED



		COATED ALUMINIUM		
		W	S	A
BATYLINE	WU	ALR 195 TWWU 2.644,-		
	PG		ALR 195 TSPG 2.644,-	
	ZU			ALR 195 TAZU 2.644,-
		ALR 195 T ARWSET 104,-		
		CUSHIONS PIL ALR 195 T ...		
CAT. A		449,-		
CAT. B		539,-		
CAT. C		628,-		



ALURA LOUNGE STANDARD FABRICS

ALL OTHER FABRICS & COLOURS AVAILABLE ON REQUEST PP. 175-180


NATURAL GREY DOT
REF: NGD - CAT. B




NATURAL SILVER DOT
REF: NSD - CAT. B



NATURAL LINEN DOT
REF: NLD - CAT. B



NATURAL WHITE DOT
REF: NWD - CAT. B



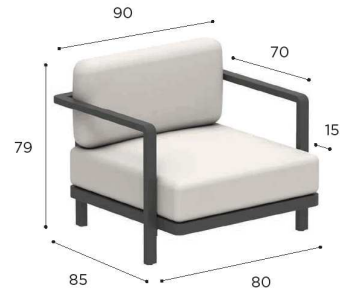
ALURA LOUNGE CUSHIONS

ALURA LOUNGE CUSHIONS	
PIL ALRL 60 V ...	
ARM 60 x 40	
STAND.	259,-
CAT. A	230,-
CAT. B	276,-
CAT. C	322,-
PIL ALRL 65 V ...	
BACK / ARM 65 x 40	
STAND.	294,-
CAT. A	259,-
CAT. B	311,-
CAT. C	363,-
PIL ALRL 80 V ...	
BACK / ARM 80 x 40	
STAND.	340,-
CAT. A	299,-
CAT. B	359,-
CAT. C	419,-
PIL ALRL 120 V ...	
BACK 120 x 40	
STAND.	455,-
CAT. A	403,-
CAT. B	483,-
CAT. C	564,-

ALURA LOUNGE CUSHIONS	
PIL ALRL 80...	
SEAT 80 x 80	
STAND.	840,-
CAT. A	742,-
CAT. B	891,-
CAT. C	1.039,-
PIL ALRL 140 ...	
SEAT 140 x 120	
STAND.	1.881,-
CAT. A	1.668,-
CAT. B	2.001,-
CAT. C	2.335,-
PIL ALRL 160 ...	
SEAT 160 x 80	
STAND.	1.421,-
CAT. A	1.260,-
CAT. B	1.512,-
CAT. C	1.763,-
PIL ALRL 240 ...	
SEAT 240 x 80	
STAND.	2.134,-
CAT. A	1.892,-
CAT. B	2.271,-
CAT. C	2.649,-

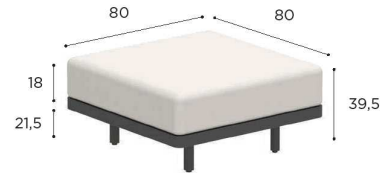


ONE SEATER	
REF:	ALRL 100 T...
VOLUME:	0,6 m ³
WEIGHT:	22 kg
INFO:	ASSEMBLING NEEDED



		COATED ALUMINIUM		
		WR	S	A
BATYLINE	WU	ALRL 100 TWRWU 1.701,-		
	PG		ALRL 100 TSPG 1.701,-	
	ZU			ALRL 100 TAZU 1.586,-
		CUSHIONS		
		PIL ALRL 100 SET ED... (2 pcs)		
STAND.			1.173,-	
CAT. A			1.041,-	
CAT. B			1.249,-	
CAT. C			1.458,-	

FOOTREST	
REF:	ALRL 80 F T...
VOLUME:	0,20 m ³
WEIGHT:	14,5 kg
INFO:	ASSEMBLING NEEDED



		COATED ALUMINIUM		
		WR	S	A
BATYLINE	WU	ALRL 80 F TWRWU 1.391,-		
	PG		ALRL 80 F TSPG 1.391,-	
	ZU			ALRL 80 F TAZU 1.299,-
		CUSHIONS		
		PIL ALRL 80 ED... (1 pc)		
STAND.			840,-	
CAT. A			742,-	
CAT. B			891,-	
CAT. C			1.039,-	

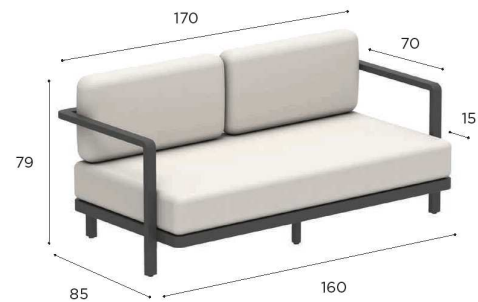
FOOTREST	
REF:	ALRL 140 F T...
VOLUME:	0,49 m ³
WEIGHT:	31,8 kg
INFO:	ASSEMBLING NEEDED



		COATED ALUMINIUM		
		WR	S	A
BATYLINE	WU	ALRL 140 F TWRWU 2.104,-		
	PG		ALRL 140 F TSPG 2.104,-	
	ZU			ALRL 140 F TAZU 1.989,-
		CUSHIONS		
		PIL ALRL 140 ED... (1 pc)		
STAND.			1.881,-	
CAT. A			1.668,-	
CAT. B			2.001,-	
CAT. C			2.335,-	

ALURA LOUNGE SPECIFICATIONS

TWO SEATER	
REF:	ALRL 160 T...
VOLUME:	1,1 m ³
WEIGHT:	35 kg
INFO:	ASSEMBLING NEEDED



L/R ARM MODULE	
REF:	ALRL 160 (LT/RT)...
VOLUME:	1,1 m ³
WEIGHT:	34 kg
INFO:	ASSEMBLING NEEDED

LEFT



RIGHT



		COATED ALUMINIUM		
		WR	S	A
BATYLINE	WU	ALRL 160 TWRWU 2.437,-		
	PG		ALRL 160 TSPG 2.437,-	
	ZU			ALRL 160 TAZU 2.265,-
		CUSHIONS		
		PIL ALRL 160 SET ED... (3 pcs)		
STAND.		2.093,-		
CAT. A		1.858,-		
CAT. B		2.229,-		
CAT. C		2.601,-		

		COATED ALUMINIUM		
		WR	S	A
BATYLINE	WU	ALRL 160 L TWRWU 2.437,-		
		ALRL 160 R TWRWU 2.437,-		
	PG		ALRL 160 L TSPG 2.437,-	
			ALRL 160 R TSPG 2.437,-	
	ZU			ALRL 160 L TAZU 2.265,-
				ALRL 160 R TAZU 2.265,-
		CUSHIONS		
		PIL ALRL 160 SET ED... (3 pcs)		
STAND.		2.093,-		
CAT. A		1.858,-		
CAT. B		2.229,-		
CAT. C		2.601,-		

THREE SEATER	
REF:	ALRL 240 T...
VOLUME:	1,7 m ³
WEIGHT:	50 kg
INFO:	ASSEMBLING NEEDED



L/R ARM MODULE	
REF:	ALRL 240 (LT/RT)...
VOLUME:	1,7 m ³
WEIGHT:	49 kg
INFO:	ASSEMBLING NEEDED

LEFT



RIGHT

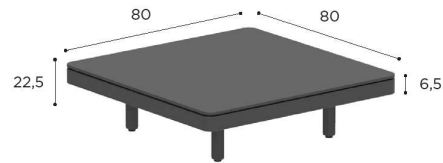


		COATED ALUMINIUM		
		WR	S	A
BATYLINE	WU	ALRL 240 TWRWU 3.392,-		
	PG		ALRL 240 TSPG 3.392,-	
	ZU			ALRL 240 TAZU 3.162,-
		CUSHIONS		
		PIL ALRL 240 SET ED... (4 pcs)		
STAND.			3.146,-	
CAT. A			2.789,-	
CAT. B			3.347,-	
CAT. C			3.905,-	

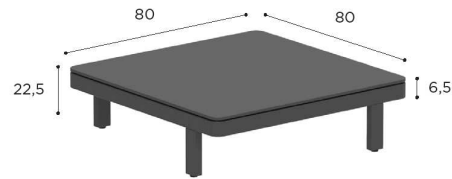
		COATED ALUMINIUM		
		WR	S	A
BATYLINE	WU	ALRL 240 L TWRWU 3.392,-		
		ALRL 240 R TWRWU 3.392,-		
	PG		ALRL 240 L TSPG 3.392,-	
			ALRL 240 R TSPG 3.392,-	
ZU			ALRL 240 L TAZU 3.162,-	
			ALRL 240 R TAZU 3.162,-	
		CUSHIONS		
		PIL ALRL 240 SET ED... (4 pcs)		
STAND.			3.146,-	
CAT. A			2.789,-	
CAT. B			3.347,-	
CAT. C			3.905,-	

ALURA LOUNGE SPECIFICATIONS

LOUNGE TABLE	
REF:	ALRL 80...
VOLUME:	0,15 m ³
WEIGHT:	C: 25,8 kg W: 19,1 kg
INFO:	ASSEMBLING NEEDED



LOUNGE TABLE	
REF:	ALRL 80 LTL...
VOLUME:	0,15 m ³
WEIGHT:	C: 24 kg W: 17 kg
INFO:	ASSEMBLING NEEDED



		COATED ALUMINIUM + BATYLINE			
		WR	S	A	
CERAMIC	WUM	ALRL 80 CWRWUM 2.368,-			
	BS	ALRL 80 CWRBS 2.656,-	ALRL 80 CSBS 2.656,-	ALRL 80 CABS 2.564,-	
	CD	ALRL 80 CWRCD 2.656,-	ALRL 80 CSCD 2.656,-	ALRL 80 CACD 2.564,-	
	TR	ALRL 80 CWRTR 2.311,-	ALRL 80 CSTR 2.311,-	ALRL 80 CATR 2.219,-	
	TG	ALRL 80 CWR TG 2.311,-	ALRL 80 CSTG 2.311,-	ALRL 80 CATG 2.219,-	
	CL	ALRL 80 CWRCL 2.656,-	ALRL 80 CSCL 2.656,-	ALRL 80 CA CL 2.564,-	
	PG		ALRL 80 CSPG 2.368,-		
	TS	ALRL 80 CWR TS 2.656,-	ALRL 80 CSTS 2.656,-	ALRL 80 CATS 2.564,-	
	TM	ALRL 80 CWR TM 2.656,-	ALRL 80 CSTM 2.656,-	ALRL 80 CATM 2.564,-	
	NM	ALRL 80 CWR NM 2.828,-	ALRL 80 CSNM 2.828,-	ALRL 80 CANM 2.736,-	
	ZUM			ALRL 80 CAZUM 2.564,-	
	TEAK	W	ALRL 80 WWR 2.311,-	ALRL 80 WS 2.311,-	ALRL 80 WA 2.219,-

		COATED ALUMINIUM + BATYLINE			
		WR	S	A	
CERAMIC	WUM	ALRL 80 LTL CWRWUM 2.150,-			
	BS	ALRL 80 LTL CWRBS 2.437,-	ALRL 80 LTL CSBS 2.437,-	ALRL 80 LTL CABS 2.345,-	
	CD	ALRL 80 LTL CWRCD 2.437,-	ALRL 80 LTL CSCD 2.437,-	ALRL 80 LTL CACD 2.345,-	
	TR	ALRL 80 LTL CWRTR 2.092,-	ALRL 80 LTL CSTR 2.092,-	ALRL 80 LTL CATR 2.000,-	
	TG	ALRL 80 LTL CWR TG 2.092,-	ALRL 80 LTL CSTG 2.092,-	ALRL 80 LTL CATG 2.000,-	
	CL	ALRL 80 LTL CWRCL 2.437,-	ALRL 80 LTL CSCL 2.437,-	ALRL 80 LTL CA CL 2.345,-	
	PG		ALRL 80 LTL CSPG 2.150,-		
	TS	ALRL 80 LTL CWR TS 2.437,-	ALRL 80 LTL CSTS 2.437,-	ALRL 80 LTL CATS 2.345,-	
	TM	ALRL 80 LTL CWR TM 2.437,-	ALRL 80 LTL CSTM 2.437,-	ALRL 80 LTL CATM 2.345,-	
	NM	ALRL 80 LTL CWR NM 2.610,-	ALRL 80 LTL CSNM 2.610,-	ALRL 80 LTL CANM 2.518,-	
	ZUM			ALRL 80 LTL CAZUM 2.345,-	
	TEAK	W	ALRL 80 LTL WWR 2.092,-	ALRL 80 LTL WS 2.092,-	ALRL 80 LTL WA 2.000,-

LOUNGE TABLE	
REF:	ALRL 80 LTH...
VOLUME:	0,21 m ³
WEIGHT:	C: 24,6 kg W: 18 kg
INFO:	ASSEMBLING NEEDED

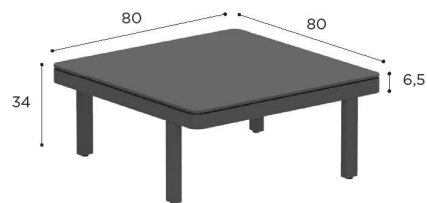
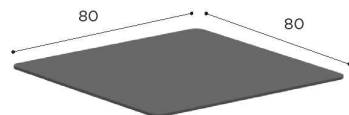


TABLE TOP	
REF:	ALRL 80 TOP...
WEIGHT:	C: 14,7 kg W: 4,7 kg

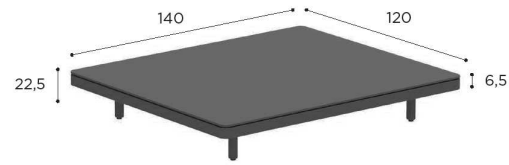


		COATED ALUMINIUM + BATYLINE			
		WR	S	A	
CERAMIC	WUM	ALRL 80 LTH CWRWUM 2.265,-			
	BS	ALRL 80 LTH CWRBS 2.552,-	ALRL 80 LTH CSBS 2.552,-	ALRL 80 LTH CABS 2.460,-	
	CD	ALRL 80 LTH CWRCD 2.552,-	ALRL 80 LTH CSCD 2.552,-	ALRL 80 LTH CADCD 2.460,-	
	TR	ALRL 80 LTH CWRTR 2.207,-	ALRL 80 LTH CSTR 2.207,-	ALRL 80 LTH CATR 2.115,-	
	TG	ALRL 80 LTH CWR TG 2.207,-	ALRL 80 LTH CSTG 2.207,-	ALRL 80 LTH CATG 2.115,-	
	CL	ALRL 80 LTH CWRCL 2.552,-	ALRL 80 LTH CSCCL 2.552,-	ALRL 80 LTH CACL 2.460,-	
	PG		ALRL 80 LTH CSPG 2.265,-		
	TS	ALRL 80 LTH CWR TS 2.552,-	ALRL 80 LTH CSTS 2.552,-	ALRL 80 LTH CATS 2.460,-	
	TM	ALRL 80 LTH CWR TM 2.552,-	ALRL 80 LTH CSTM 2.552,-	ALRL 80 LTH CATM 2.460,-	
	NM	ALRL 80 LTH CWR NM 2.725,-	ALRL 80 LTH CSNM 2.725,-	ALRL 80 LTH CANM 2.633,-	
	ZUM			ALRL 80 LTH CAZUM 2.460,-	
	TEAK	W	ALRL 80 LTH WWR 2.207,-	ALRL 80 LTH WS 2.207,-	ALRL 80 LTH WA 2.115,-

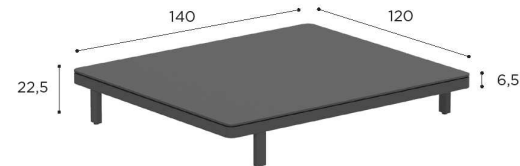
CERAMIC	WU	ALRL 80 TOP C12WU 977,-	
	BS	ALRL 80 TOP CBS 1.264,-	
	CD	ALRL 80 TOP CCD 1.264,-	
	TR	ALRL 80 TOP CTR 919,-	
	TG	ALRL 80 TOP CTG 919,-	
	CL	ALRL 80 TOP CCL 1.264,-	
	PG	ALRL 80 TOP CPG 977,-	
	TS	ALRL 80 TOP CTS 1.264,-	
	TM	ALRL 80 TOP CTM 1.264,-	
	NM	ALRL 80 TOP CNM 1.437,-	
	ZUM	ALRL 80 TOP C12ZU 1.264,-	
	TEAK	W	ALRL 80 TOP W 919,-

ALURA LOUNGE SPECIFICATIONS

LOUNGE TABLE	
REF:	ALRL 140...
VOLUME:	0,15 m ³
WEIGHT:	22,5 kg
INFO:	ASSEMBLING NEEDED



LOUNGE TABLE	
REF:	ALRL 140 LTL...
VOLUME:	0,15 m ³
WEIGHT:	19 kg
INFO:	ASSEMBLING NEEDED



		COATED ALUMINIUM + BATYLINE		
		WR	S	A
CERAMIC	WUM	ALRL 140 CWRWUM 4.450,-		
	BS	ALRL 140 CWRBS 5.025,-	ALRL 140 CSBS 5.025,-	ALRL 140 CABS 4.887,-
	CD	ALRL 140 CWRCD 5.025,-	ALRL 140 CSCD 5.025,-	ALRL 140 CACD 4.887,-
	TR	ALRL 140 CWRTR 4.162,-	ALRL 140 CSTR 4.162,-	ALRL 140 CATR 4.024,-
	CL	ALRL 140 CWRCL 5.025,-	ALRL 140 CSCL 5.025,-	ALRL 140 CACL 4.887,-
	TS	ALRL 140 CWRTS 5.025,-	ALRL 140 CSTS 5.025,-	ALRL 140 CATS 4.887,-
	TM	ALRL 140 CWRTM 5.025,-	ALRL 140 CSTM 5.025,-	ALRL 140 CATM 4.887,-
	NM	ALRL 140 CWRNM 5.485,-	ALRL 140 CSNM 5.485,-	ALRL 140 CANM 5.347,-
	ZUM			ALRL 140 CAZUM 4.887,-

		COATED ALUMINIUM + BATYLINE		
		WR	S	A
CERAMIC	WUM	ALRL 140 LTL CWRWUM 4.082,-		
	BS	ALRL 140 LTL CWRBS 4.657,-	ALRL 140 LTL CSBS 4.657,-	ALRL 140 LTL CABS 4.519,-
	CD	ALRL 140 LTL CWRCD 4.657,-	ALRL 140 LTL CSCD 4.657,-	ALRL 140 LTL CACD 4.519,-
	TR	ALRL 140 LTL CWRTR 3.794,-	ALRL 140 LTL CSTR 3.794,-	ALRL 140 LTL CATR 3.656,-
	CL	ALRL 140 LTL CWRCL 4.657,-	ALRL 140 LTL CSCL 4.657,-	ALRL 140 LTL CACL 4.519,-
	TS	ALRL 140 LTL CWRTS 4.657,-	ALRL 140 LTL CSTS 4.657,-	ALRL 140 LTL CATS 4.519,-
	TM	ALRL 140 LTL CWRTM 4.657,-	ALRL 140 LTL CSTM 4.657,-	ALRL 140 LTL CATM 4.519,-
	NM	ALRL 140 LTL CWRNM 5.117,-	ALRL 140 LTL CSNM 5.117,-	ALRL 140 LTL CANM 4.979,-
	ZUM			ALRL 140 LTL CAZUM 4.519,-

LOUNGE TABLE	
REF:	ALRL 140 LTH...
VOLUME:	0,16 m ³
WEIGHT:	19,8 kg
INFO:	ASSEMBLING NEEDED

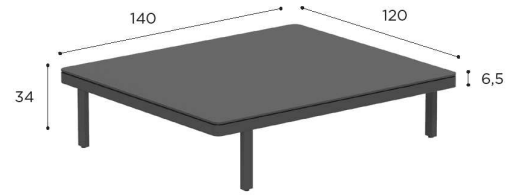
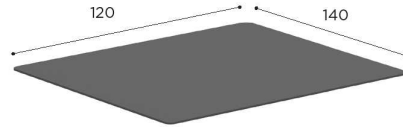


TABLE TOP	
REF:	ALRL 140 TOP..
WEIGHT:	24 kg

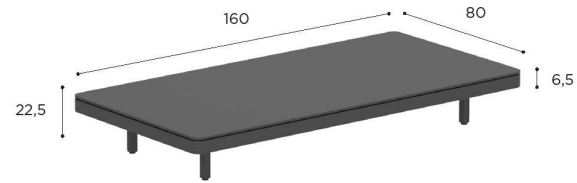


		COATED ALUMINIUM + BATYLINE		
		WR	S	A
CERAMIC	WUM	ALRL 140 LTH CWRWUM 4.197,-		
	BS	ALRL 140 LTH CWRBS 4.772,-	ALRL 140 LTH CSBS 4.772,-	ALRL 140 LTH CABS 4.634,-
	CD	ALRL 140 LTH CWRCD 4.772,-	ALRL 140 LTH CSCD 4.772,-	ALRL 140 LTH CACD 4.634,-
	TR	ALRL 140 LTH CWRTR 3.909,-	ALRL 140 LTH CSTR 3.909,-	ALRL 140 LTH CATR 3.771,-
	CL	ALRL 140 LTH CWRCL 4.772,-	ALRL 140 LTH CSCL 4.772,-	ALRL 140 LTH CACL 4.634,-
	TS	ALRL 140 LTH CWRTS 4.772,-	ALRL 140 LTH CSTS 4.772,-	ALRL 140 LTH CATS 4.634,-
	TM	ALRL 140 LTH CWRTM 4.772,-	ALRL 140 LTH CSTM 4.772,-	ALRL 140 LTH CATM 4.634,-
	NM			ALRL 140 LTH CANM 5.094,-
	ZUM			ALRL 140 LTH CAZUM 4.634,-

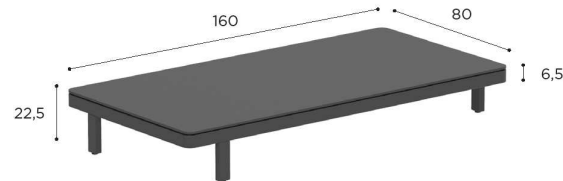
WUM	ALRL 140 TOP C12WUM 2.242,-
BS	ALRL 140 TOP CBS 2.817,-
CD	ALRL 140 TOP CCD 2.817,-
TR	ALRL 140 TOP CTR 1.954,-
CL	ALRL 140 TOP CCL 2.817,-
TS	ALRL 140 TOP CTS 2.817,-
TM	ALRL 140 TOP CTM 2.817,-
NM	ALRL 140 TOP CNM 3.277,-
ZUM	ALRL 140 TOP C12ZUM 2.817,-

ALURA LOUNGE SPECIFICATIONS

LOUNGE TABLE	
REF:	ALRL 160...
VOLUME:	0,28 m ³
WEIGHT:	46 kg
INFO:	ASSEMBLING NEEDED



LOUNGE TABLE	
REF:	ALRL 160 LTL...
VOLUME:	0,28 m ³
WEIGHT:	44 kg
INFO:	ASSEMBLING NEEDED



		COATED ALUMINIUM + BATYLINÉ		
		WR	S	A
CERAMIC	WUM	ALRL 160 CWRWUM 3.679,-		
	BS	ALRL 160 CWRBS 4.139,-	ALRL 160 CSBS 4.139,-	ALRL 160 CABS 4.001,-
	CD	ALRL 160 CWRCD 4.139,-	ALRL 160 CSCD 4.139,-	ALRL 160 CACD 4.001,-
	TR	ALRL 160 CWRTR 3.449,-	ALRL 160 CSTR 3.449,-	ALRL 160 CATR 3.311,-
	TG	ALRL 160 CWR TG 3.449,-	ALRL 160 CSTG 3.449,-	ALRL 160 CATG 3.311,-
	CL	ALRL 160 CWRCL 4.139,-	ALRL 160 CSCL 4.139,-	ALRL 160 CA CL 4.001,-
	PG		ALRL 160 CSPG 3.679,-	
	TS	ALRL 160 CWR TS 4.139,-	ALRL 160 CSTS 4.139,-	ALRL 160 CATS 4.001,-
	TM	ALRL 160 CWR TM 4.139,-	ALRL 160 CSTM 4.139,-	ALRL 160 CATM 4.001,-
	NM	ALRL 160 CWR NM 4.599,-	ALRL 160 CSNM 4.599,-	ALRL 160 CANM 4.461,-
	ZUM			ALRL 160 CAZUM 4.001,-

		COATED ALUMINIUM + BATYLINÉ		
		WR	S	A
CERAMIC	WUM	ALRL 160 LTL CWRWUM 3.392,-		
	BS	ALRL 160 LTL CWRBS 3.852,-	ALRL 160 LTL CSBS 3.852,-	ALRL 160 LTL CABS 3.714,-
	CD	ALRL 160 LTL CWRCD 3.852,-	ALRL 160 LTL CSCD 3.852,-	ALRL 160 LTL CACD 3.714,-
	TR	ALRL 160 LTL CWRTR 3.162,-	ALRL 160 LTL CSTR 3.162,-	ALRL 160 LTL CATR 3.024,-
	TG	ALRL 160 LTL CWR TG 3.162,-	ALRL 160 LTL CSTG 3.162,-	ALRL 160 LTL CATG 3.024,-
	CL	ALRL 160 LTL CWRCL 3.852,-	ALRL 160 LTL CSCL 3.852,-	ALRL 160 LTL CA CL 3.714,-
	PG		ALRL 160 LTL CSPG 3.392,-	
	TS	ALRL 160 LTL CWR TS 3.852,-	ALRL 160 LTL CSTS 3.852,-	ALRL 160 LTL CATS 3.714,-
	TM	ALRL 160 LTL CWR TM 3.852,-	ALRL 160 LTL CSTM 3.852,-	ALRL 160 LTL CATM 3.714,-
	NM	ALRL 160 LTL CWR NM 4.312,-	ALRL 160 LTL CSNM 4.312,-	ALRL 160 LTL CANM 4.174,-
	ZUM			ALRL 160 LTL CAZUM 3.714,-

LOUNGE TABLE	
REF:	ALRL 160 LTH...
VOLUME:	0,43 m ³
WEIGHT:	44,7 kg
INFO:	ASSEMBLING NEEDED

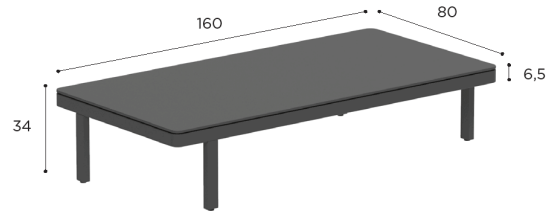
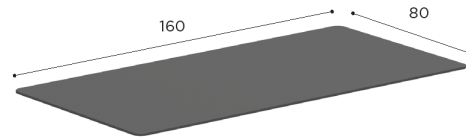


TABLE TOP	
REF:	ALRL 160 TOP...
WEIGHT:	29,4 kg



		COATED ALUMINIUM + BATYLINE		
		WR	S	A
CERAMIC	WUM	ALRL 160 LTH CWRWUM 3.507,-		
	BS	ALRL 160 LTH CWRBS 3.967,-	ALRL 160 LTH CSBS 3.967,-	ALRL 160 LTH CABS 3.829,-
	CD	ALRL 160 LTH CWRCD 3.967,-	ALRL 160 LTH CSCD 3.967,-	ALRL 160 LTH CACD 3.829,-
	TR	ALRL 160 LTH CWRTR 3.277,-	ALRL 160 LTH CSTR 3.277,-	ALRL 160 LTH CATR 3.139,-
	TG	ALRL 160 LTH CWR TG 3.277,-	ALRL 160 LTH CSTG 3.277,-	ALRL 160 LTH CATG 3.139,-
	CL	ALRL 160 LTH CWRCL 3.967,-	ALRL 160 LTH CSCL 3.967,-	ALRL 160 LTH CA CL 3.829,-
	PG		ALRL 160 LTH CSPG 3.507,-	
	TS	ALRL 160 LTH CWR TS 3.967,-	ALRL 160 LTH CSTS 3.967,-	ALRL 160 LTH CATS 3.829,-
	TM	ALRL 160 LTH CWR TM 3.967,-	ALRL 160 LTH CSTM 3.967,-	ALRL 160 LTH CATM 3.829,-
	NM	ALRL 160 LTH CWR NM 4.427,-	ALRL 160 LTH CSNM 4.427,-	ALRL 160 LTH CANM 4.289,-
	ZUM			ALRL 160 LTH CAZUM 3.829,-

CERAMIC	WUM	ALRL 160 TOP C12WU 1.724,-
	BS	ALRL 160 TOP CBS 2.184,-
	CD	ALRL 160 TOP CCD 2.184,-
	TR	ALRL 160 TOP CTR 1.494,-
	TG	ALRL 160 TOP CTG 1.494,-
	CL	ALRL 160 TOP CCL 2.184,-
	PG	ALRL 160 TOP CPG 1.724,-
	TS	ALRL 160 TOP CTS 2.184,-
	TM	ALRL 160 TOP CTM 2.184,-
	NM	ALRL 160 TOP CNM 2.644,-
	ZUM	ALRL 160 TOP C12ZU 2.184,-

ALURA LOUNGE SETS

SET 01	
REF:	ALRL 01...
INFO:	ASSEMBLING NEEDED

SET A



SET B



SET 02	
REF:	ALRL 02...
INFO:	ASSEMBLING NEEDED

SET A



SET B



		COATED ALUMINIUM		
		WR	S	A
BATYLINE	WU	ALRL 01 A WRWU		
		4.910,-		
	PG	ALRL 01 B WRWU		
		4.910,-		
	ZU	ALRL 01 A SPG		
		4.910,-		
		ALRL 01 B SPG		
		4.910,-		
			ALRL 01 A AZU	
			4.565,-	
			ALRL 01 B AZU	
			4.565,-	
CUSHIONS (EXCL. DECO CUSHIONS)				
PIL ALRL 01 AB SET ED... (7 pcs)				
STAND.			4.480,-	
CAT. A			3.974,-	
CAT. B			4.768,-	
CAT. C			5.563,-	
OUTDOOR COVERS				
ODCALRLSET01A/ODCALRLSET01B				
STAND.			644,-	

		COATED ALUMINIUM		
		WR	S	A
BATYLINE	WU	ALRL 02 A WRWU		
		4.910,-		
	PG	ALRL 02 B WRWU		
		4.910,-		
	ZU	ALRL 02 A SPG		
		4.910,-		
		ALRL 02 B SPG		
		4.910,-		
			ALRL 02 A AZU	
			4.565,-	
			ALRL 02 B AZU	
			4.565,-	
CUSHIONS (EXCL. DECO CUSHIONS)				
PIL ALRL 02 AB SET ED... (7 pcs)				
STAND.			4.480,-	
CAT. A			3.974,-	
CAT. B			4.768,-	
CAT. C			5.563,-	
OUTDOOR COVERS				
ODCALRLSET02A/ODCALRLSET02B				
STAND.			644,-	

ALURA LOUNGE SETS

STANDARD / ON REQUEST

SET 03	
REF:	ALRL 03...
INFO:	ASSEMBLING NEEDED



SET 04	
REF:	ALRL 04...
INFO:	ASSEMBLING NEEDED

SET A



SET B



SET 05	
REF:	ALRL 05...
INFO:	ASSEMBLING NEEDED



		COATED ALUMINIUM		
		WR	S	A
BATYLINE	WU	ALRL 03 WRWU 5.749,-		
	PG		ALRL 03 SPG 5.749,-	
	ZU			ALRL 03 AZU 5.347,-
CUSHIONS (EXCL. DECO CUSHIONS)				
PIL ALRL 03 SET ED... (8 pcs)				
STAND.			5.532,-	
CAT. A			4.905,-	
CAT. B			5.886,-	
CAT. C			6.867,-	
OUTDOOR COVERS				
ODCALRLSET03				
STAND.			805,-	

		COATED ALUMINIUM		
		WR	S	A
BATYLINE	WU	ALRL 04 A WRWU 5.749,-		
		ALRL 04 B WRWU 5.749,-		
	PG		ALRL 04 A SPG 5.749,-	
			ALRL 04 B SPG 5.749,-	
	ZU			ALRL 04 A AZU 5.347,-
				ALRL 04 B AZU 5.347,-
CUSHIONS (EXCL. DECO CUSHIONS)				
PIL ALRL 04 AB SET ED... (8 pcs)				
STAND.			5.532,-	
CAT. A			4.905,-	
CAT. B			5.886,-	
CAT. C			6.867,-	
OUTDOOR COVERS				
ODCALRLSET04A/ODCALRLSET04B				
STAND.			805,-	

		COATED ALUMINIUM		
		WR	S	A
BATYLINE	WU	ALRL 05 WRWU 5.749,-		
	PG		ALRL 05 SPG 5.749,-	
	ZU			ALRL 05 AZU 5.347,-
CUSHIONS (EXCL. DECO CUSHIONS)				
PIL ALRL 05 SET ED... (8 pcs)				
STAND.			5.532,-	
CAT. A			4.905,-	
CAT. B			5.886,-	
CAT. C			6.867,-	
OUTDOOR COVERS				
ODCALRLSET05				
STAND.			805,-	

ALURA LOUNGE SETS

SET 06	
REF:	ALRL 06...
INFO:	ASSEMBLING NEEDED


SET A



SET B



SET C



SET D



		COATED ALUMINIUM		
		WR	S	A
BATYLINE	WU	ALRL 06 A WRWU		
		5.473,-		
		ALRL 06 B WRWU		
		5.473,-		
	PG	ALRL 06 C WRWU		
		5.473,-		
		ALRL 06 D WRWU		
		5.473,-		
	ZU	ALRL 06 A SPG		
		5.473,-		
		ALRL 06 B SPG		
		5.473,-		
	ALRL 06 C SPG			
	5.473,-			
	ALRL 06 D SPG			
	5.473,-			
			ALRL 06 A AZU	5.071,-
			ALRL 06 B AZU	5.071,-
			ALRL 06 C AZU	5.071,-
			ALRL 06 D AZU	5.071,-
CUSHIONS (EXCL. DECO CUSHIONS)				
		PIL ALRL 06 AB SET ED... (7 pcs)		
STAND.			5.198,-	
CAT. A			4.606,-	
CAT. B			5.527,-	
CAT. C			6.449,-	
		PIL ALRL 06 CD SET ED... (7 pcs)		
STAND.			4.480,-	
CAT. A			3.974,-	
CAT. B			4.768,-	
CAT. C			5.563,-	
TABLE TOPS				
SEE OPTIONS P. 11				
OUTDOOR COVERS				
		ODCALRLSET06A/ODCALRLSET06B		
		ODCALRLSET06C/ODCALRLSET06D		
STAND.			805,-	

SET 07	
REF:	ALRL 07...
INFO:	ASSEMBLING NEEDED

SET A



SET B



SET 08	
REF:	ALRL 08...
INFO:	ASSEMBLING NEEDED



		COATED ALUMINIUM		
		WR	S	A
BATYLINE	WU	ALRL 07 A WRWU		
		5.991,-		
	PG	ALRL 07 B WRWU		
		5.991,-		
		ALRL 07 A SPG		
		5.991,-		
ZU			ALRL 07 A AZU	
			5.531,-	
			ALRL 07 B AZU	
			5.531,-	
CUSHIONS (EXCL. DECO CUSHIONS)				
PIL ALRL 07 AB SET ED... (8 pcs)				
STAND.			6.245,-	
CAT. A			5.538,-	
CAT. B			6.645,-	
CAT. C			7.753,-	
OUTDOOR COVERS				
ODCALRLSET07A/ODCALRLSET07B				
STAND.			966,-	

		COATED ALUMINIUM			
		WR	S	A	
BATYLINE	WU	ALRL 08 WRWU			
		6.290,-			
	PG	ALRL 08 SPG			
		6.290,-			
		ZU			ALRL 08 AZU
					5.830,-
CUSHIONS (EXCL. DECO CUSHIONS)					
PIL ALRL 08 SET ED... (9 pcs)					
STAND.			6.584,-		
CAT. A			5.837,-		
CAT. B			7.004,-		
CAT. C			8.171,-		
OUTDOOR COVERS					
ODCALRLSET08					
STAND.			966,-		

ALURA LOUNGE SETS

SET 09	
REF:	ALRL 09...
INFO:	ASSEMBLING NEEDED

SET A



SET B



SET 10	
REF:	ALRL 10...
INFO:	ASSEMBLING NEEDED

SET A



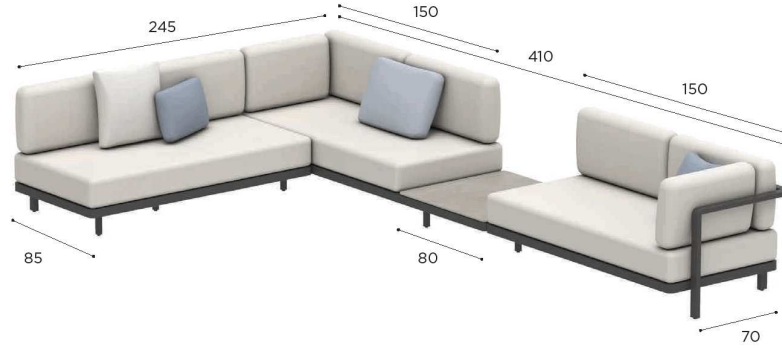
SET B



		COATED ALUMINIUM		
		WR	S	A
BATYLINE	WU	ALRL 09 A WRWU		
		6.290,-		
	PG	ALRL 09 B WRWU		
		6.290,-		
		ALRL 09 A SPG		
		6.290,-		
ZU	ALRL 09 B SPG			
	6.290,-			
			ALRL 09 A AZU	5.830,-
			ALRL 09 B AZU	5.830,-
CUSHIONS (EXCL. DECO CUSHIONS)				
PIL ALRL 09 AB SET ED... (9 pcs)				
STAND.				6.584,-
CAT. A				5.837,-
CAT. B				7.004,-
CAT. C				8.171,-
OUTDOOR COVERS				
ODCALRLSET09A/ODCALRLSET09B				
STAND.				966,-

		COATED ALUMINIUM		
		WR	S	A
BATYLINE	WU	ALRL 10 A WRWU		
		6.290,-		
	PG	ALRL 10 B WRWU		
		6.290,-		
		ALRL 10 A SPG		
		6.290,-		
ZU	ALRL 10 B SPG			
	6.290,-			
			ALRL 10 A AZU	5.830,-
			ALRL 10 B AZU	5.830,-
CUSHIONS (EXCL. DECO CUSHIONS)				
PIL ALRL 10 AB SET ED... (8 pcs)				
STAND.				5.532,-
CAT. A				4.905,-
CAT. B				5.886,-
CAT. C				6.867,-
TABLE TOPS				
SEE OPTIONS P. 11				
OUTDOOR COVERS				
ODCALRLSET10A/ODCALRLSET10B				
STAND.				966,-

SET 11	
REF:	ALRL 11...
INFO:	ASSEMBLING NEEDED



		COATED ALUMINIUM		
		WR	S	A
BATYLINE	WU	ALRL 11 WRWU 7.969,-		
	PG		ALRL 11 SPG 7.969,-	
	ZU			ALRL 11 AZU 7.451,-
CUSHIONS (EXCL. DECO CUSHIONS)				
PIL ALRL 11 SET ED... (11 pcs)				
STAND.			6.872,-	
CAT. A			6.090,-	
CAT. B			7.308,-	
CAT. C			8.525,-	
TABLE TOPS				
SEE OPTIONS P. 11				
OUTDOOR COVERS				
ODCALRLSET11				
STAND.			1.127,-	

SET 12	
REF:	ALRL 12...
INFO:	ASSEMBLING NEEDED



		COATED ALUMINIUM		
		WR	S	A
BATYLINE	WU	ALRL 12 WRWU 7.762,-		
	PG		ALRL 12 SPG 7.762,-	
	ZU			ALRL 12 AZU 7.302,-
CUSHIONS (EXCL. DECO CUSHIONS)				
PIL ALRL 12 SET ED... (11 pcs)				
STAND.			7.585,-	
CAT. A			6.722,-	
CAT. B			8.067,-	
CAT. C			9.411,-	
OUTDOOR COVERS				
ODCALRLSET12				
STAND.			1.127,-	

ALURA LOUNGE SETS

SET 13	
REF:	ALRL 13...
INFO:	ASSEMBLING NEEDED

SET A



SET B



SET 14	
REF:	ALRL 14...
INFO:	ASSEMBLING NEEDED

SET A



SET B



		COATED ALUMINIUM		
		WR	S	A
BATYLINE	WU	ALRL 13 A WRWU		
		5.657,-		
	PG	ALRL 13 B WRWU		
		5.657,-		
		ALRL 13 A SPG		
		5.657,-		
ZU			ALRL 13 A AZU	
			5.255,-	
			ALRL 13 B AZU	
			5.255,-	
CUSHIONS (EXCL. DECO CUSHIONS)				
PIL ALRL 13 AB SET ED... (8 pcs)				
STAND.				4.773,-
CAT. A				4.232,-
CAT. B				5.079,-
CAT. C				5.925,-
TABLE TOPS				
SEE OPTIONS P.11				
OUTDOOR COVERS				
ODCALRLSET13A/ODCALRLSET13B				
STAND.				805,-

		COATED ALUMINIUM		
		WR	S	A
BATYLINE	WU	ALRL 14 A WRWU		
		5.312,-		
	PG	ALRL 14 B WRWU		
		5.312,-		
		ALRL 14 A SPG		
		5.312,-		
ZU			ALRL 14 A AZU	
			4.967,-	
			ALRL 14 B AZU	
			4.967,-	
CUSHIONS (EXCL. DECO CUSHIONS)				
PIL ALRL 14 AB SET ED... (7 pcs)				
STAND.				5.060,-
CAT. A				4.485,-
CAT. B				5.382,-
CAT. C				6.279,-
OUTDOOR COVERS				
ODCALRLSET14A/ODCALRLSET14B				
STAND.				644,-

SET 15	
REF:	ALRL 15...
INFO:	ASSEMBLING NEEDED

SET A



SET B



		COATED ALUMINIUM		
		WR	S	A
BATYLINE	WU	ALRL 15 A WRWU		
		6.439,-		
	PG	ALRL 15 B WRWU		
		6.439,-		
	ZU		ALRL 15 A SPG	
			6.439,-	
		ALRL 15 B SPG		
		6.439,-		
			ALRL 15 A AZU	
			6.037,-	
			ALRL 15 B AZU	
			6.037,-	
CUSHIONS (EXCL. DECO CUSHIONS)				
PIL ALRL 15 AB SET ED... (8 pcs)				
STAND.			6.113,-	
CAT. A			5.417,-	
CAT. B			6.500,-	
CAT. C			7.584,-	
OUTDOOR COVERS				
ODCALRLSET15A/ODCALRLSET15B				
STAND.			805,-	

ALURA LOUNGE SETS

SET 16	
REF:	ALRL 16...
INFO:	ASSEMBLING NEEDED

SET A



SET B



SET C



SET D



		COATED ALUMINIUM		
		WR	S	A
WU	ALRL 16 A WRWU			
	5.991,-			
	ALRL 16 B WRWU			
	5.991,-			
PG	ALRL 16 C WRWU			
	5.991,-			
	ALRL 16 D WRWU			
	5.991,-			
ZU			ALRL 16 A SPG	
			5.991,-	
			ALRL 16 B SPG	
			5.991,-	
			ALRL 16 C SPG	
			5.991,-	
			ALRL 16 D SPG	
			5.991,-	
			ALRL 16 A AZU	
			5.588,-	
			ALRL 16 B AZU	
			5.588,-	
			ALRL 16 C AZU	
			5.588,-	
			ALRL 16 D AZU	
			5.588,-	
CUSHIONS (EXCL. DECO CUSHIONS)				
PIL ALRL 16 AB SET ED... (6 pcs)				
STAND.			5.480,-	
CAT. A			4.859,-	
CAT. B			5.831,-	
CAT. C			6.803,-	
PIL ALRL 16 CD SET ED... (6 pcs)				
STAND.			4.767,-	
CAT. A			4.227,-	
CAT. B			5.072,-	
CAT. C			5.917,-	
TABLE TOPS				
SEE OPTIONS P. 11				
OUTDOOR COVERS				
ODCALRLSET16A/ODCALRLSET16B ODCALRLSET16C/ODCALRLSET16D				
STAND.			805,-	

SET 17	
REF:	ALRL 17...
INFO:	ASSEMBLING NEEDED

SET A



SET B



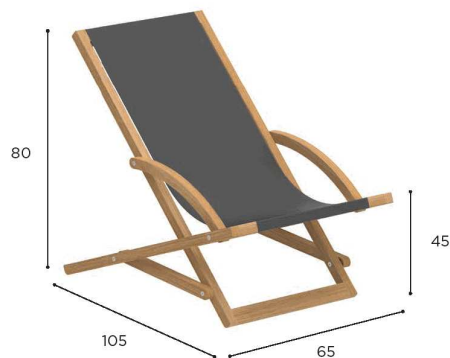
		COATED ALUMINIUM		
		WR	S	A
BATYLINE	WU	ALRL 17 A WRWU		
		9.073,-		
	PG	ALRL 17 B WRWU		
		9.073,-		
	ZU		ALRL 17 A SPG	
			9.073,-	
		ALRL 17 B SPG		
		9.073,-		
			ALRL 17 A AZU	
			8.613,-	
			ALRL 17 B AZU	
			8.613,-	
CUSHIONS (EXCL. DECO CUSHIONS)				
PIL ALRL 17 AB SET ED... (10 pcs)				
STAND.		7.153,-		
CAT. A		6.343,-		
CAT. B		7.611,-		
CAT. C		8.880,-		
TABLE TOPS				
SEE OPTIONS P.11				
OUTDOOR COVERS				
ODCALRLSET17A/ODCALRLSET17B				
STAND.		1.288,-		

BEACHER

Design by Kris Van Puyvelde



FOLDABLE CHAIR	
REF:	BEA 65...
VOLUME:	0,10 m ³
WEIGHT:	6 kg
INFO:	FOLDABLE 1 SLING INCLUDED IN FRAME PRICE



CHAIR FRAME	
TEAK	W
	BEA 65
	632,-

		SLING	
TEXTILE	WU	PIL BEA 65SWU	
	EU	PIL BEA 65SEU	
	ROU	PIL BEA 65SROU	
	CAU	PIL BEA 65SCAU	
	ZU	PIL BEA 65SZU	
BATYLINE	TER	PIL BEA 65STER	
	WU	PIL BEA 65STWU	
	EU	PIL BEA 65STEU	
	CAU	PIL BEA 65STCAU	
	BRU	PIL BEA 65STBRU	
	ZU	PIL BEA 65STZU	
	TQF	PIL BEA 65STTQF	
ORU	PIL BEA 65STORU		

		HEAD PILLOW	
TEXTILE	WU	PIL BEA 65WU	52,-
	EU	PIL BEA 65EU	52,-
	ROU	PIL BEA 65ROU	52,-
	CAU	PIL BEA 65CAU	52,-
	ZU	PIL BEA 65ZU	52,-
BATYLINE	TER	PIL BEA 65TER	52,-
	WU	PIL BEA 65TWU	58,-
	EU	PIL BEA 65TEU	58,-
	CAU	PIL BEA 65TCAU	58,-
	BRU	PIL BEA 65TBRU	58,-
	ZU	PIL BEA 65TZU	58,-
	TQF	PIL BEA 65TTQF	58,-
ORU	PIL BEA 65TORU	58,-	

FOLDABLE FOOTREST	
REF:	BEA F65...
VOLUME:	0,03 m ³
WEIGHT:	2,2 kg
INFO:	FOLDABLE 1 SLING INCLUDED IN FRAME PRICE



FOOTREST FRAME	
TEAK	W
	BEA F65
	229,-

		SLING	
TEXTILE	WU	PIL BEA F65SWU	
	EU	PIL BEA F65SEU	
	ROU	PIL BEA F65SROU	
	CAU	PIL BEA F65SCAU	
	ZU	PIL BEA F65SZU	
BATYLINE	TER	PIL BEA F65STER	
	WU	PIL BEA F65STWU	
	EU	PIL BEA F65STEU	
	CAU	PIL BEA F65STCAU	
	BRU	PIL BEA F65STBRU	
	ZU	PIL BEA F65STZU	
	TQF	PIL BEA F65STTQF	
ORU	PIL BEA F65STORU		

BUTLER

Design by Kris Van Puyvelde



SIDE TABLE	
REF:	BTL 40TL...
VOLUME:	0,02 m ³
WEIGHT:	C: 8,1 kg W: 5,4 kg V: 8 kg
INFO:	ASSEMBLING NEEDED



		COATED STAINLESS STEEL					
		WR	PB	S	BR	A	
CERAMIC	WUM	BTL 40TL CWRWUM 908,-	BTL 40TL CPBWUM 908,-	BTL 40TL CSWUM 908,-	BTL 40TL CBRWUM 908,-	BTL 40TL CAWUM 839,-	
	BS	BTL 40TL CWRBBS 1.046,-	BTL 40TL CPBBS 1.046,-	BTL 40TL CSBS 1.046,-	BTL 40TL CBRBS 1.046,-	BTL 40TL CABS 977,-	
	CD	BTL 40TL CWRCD 1.046,-	BTL 40TL CPBCD 1.046,-	BTL 40TL CSCD 1.046,-	BTL 40TL CBRCD 1.046,-	BTL 40TL CACD 977,-	
	TR	BTL 40TL CWRTR 908,-	BTL 40TL CPBTR 908,-	BTL 40TL CSTR 908,-	BTL 40TL CBRTR 908,-	BTL 40TL CATR 839,-	
	TG	BTL 40TL CWR TG 873,-	BTL 40TL CPB TG 873,-	BTL 40TL CSTG 873,-	BTL 40TL CBR TG 873,-	BTL 40TL CATG 804,-	
	CL	BTL 40TL CWRCL 1.046,-	BTL 40TL CPBCL 1.046,-	BTL 40TL CSCL 1.046,-	BTL 40TL CBRCL 1.046,-	BTL 40TL CA CL 977,-	
	PG	BTL 40TL CWRPG 908,-	BTL 40TL CPBPG 908,-	BTL 40TL CSPG 908,-	BTL 40TL CBRPG 908,-	BTL 40TL CAPG 839,-	
	TS	BTL 40TL CWR TS 1.046,-	BTL 40TL CPB TS 1.046,-	BTL 40TL CSTS 1.046,-	BTL 40TL CBR TS 1.046,-	BTL 40TL CATS 977,-	
	TM	BTL 40TL CWR TM 1.046,-	BTL 40TL CPB TM 1.046,-	BTL 40TL CSTM 1.046,-	BTL 40TL CBR TM 1.046,-	BTL 40TL CATM 977,-	
	NM	BTL 40TL CWR NM 1.161,-	BTL 40TL CPB NM 1.161,-	BTL 40TL CSNM 1.161,-	BTL 40TL CBR NM 1.161,-	BTL 40TL CANM 1.092,-	
	ZUM	BTL 40TL CWR ZUM 908,-	BTL 40TL CPB ZUM 908,-	BTL 40TL CSZUM 908,-	BTL 40TL CBR ZUM 908,-	BTL 40TL CAZUM 839,-	
	TEAK	W	BTL 40TL WWR 758,-	BTL 40TL WPB 758,-	BTL 40TL WS 758,-	BTL 40TL WBR 758,-	BTL 40TL WA 689,-
	ENAMELED LAVA STONE	PE	BTL 40TL VWRPE 1.195,-	BTL 40TL VPBPE 1.195,-	BTL 40TL VSPE 1.195,-	BTL 40TL VBRPE 1.195,-	BTL 40TL VAPE 1.126,-
		JA	BTL 40TL VWRJA 1.195,-	BTL 40TL VPBJA 1.195,-	BTL 40TL VSJA 1.195,-	BTL 40TL VBRJA 1.195,-	BTL 40TL VAJA 1.126,-
MO		BTL 40TL VWRMO 1.138,-	BTL 40TL VPBMO 1.138,-	BTL 40TL VSMO 1.138,-	BTL 40TL VBRMO 1.138,-	BTL 40TL VAMO 1.069,-	
DU		BTL 40TL VWRDU 1.138,-	BTL 40TL VPBDU 1.138,-	BTL 40TL VSDU 1.138,-	BTL 40TL VBRDU 1.138,-	BTL 40TL VADU 1.069,-	
LA		BTL 40TL VWR LA 1.195,-	BTL 40TL VPBLA 1.195,-	BTL 40TL VSLA 1.195,-	BTL 40TL VBR LA 1.195,-	BTL 40TL VALA 1.126,-	
SL		BTL 40TL VWR SL 1.195,-	BTL 40TL VPBSL 1.195,-	BTL 40TL VSSL 1.195,-	BTL 40TL VBR SL 1.195,-	BTL 40TL VASL 1.126,-	

BUTLER SPECIFICATIONS

SIDE TABLE	
REF:	BTL 60T...
VOLUME:	0,05 m ³
WEIGHT:	C: 22,3 kg
	W: 10,5 kg
	V: 22,2 kg
INFO:	ASSEMBLING NEEDED



		COATED STAINLESS STEEL					
		WR	PB	S	BR	A	
CERAMIC	WUM	BTL 60T CWRWUM 1.218,-	BTL 60T CPBWUM 1.218,-	BTL 60T CSWUM 1.218,-	BTL 60T CBRWUM 1.218,-	BTL 60T CAWUM 1.149,-	
	BS	BTL 60T CWRBS 1.391,-	BTL 60T CPBBS 1.391,-	BTL 60T CSBS 1.391,-	BTL 60T CBRBS 1.391,-	BTL 60T CABS 1.322,-	
	CD	BTL 60T CWRCD 1.471,-	BTL 60T CPBCD 1.471,-	BTL 60T CSCD 1.471,-	BTL 60T CBRCD 1.471,-	BTL 60T CACD 1.402,-	
	TR	BTL 60T CWRTR 1.218,-	BTL 60T CPBTR 1.218,-	BTL 60T CSTR 1.218,-	BTL 60T CBRTR 1.218,-	BTL 60T CATR 1.149,-	
	TG	BTL 60T CWR TG 1.161,-	BTL 60T CPB TG 1.161,-	BTL 60T CSTG 1.161,-	BTL 60T CBR TG 1.161,-	BTL 60T CATG 1.092,-	
	CL	BTL 60T CWRCL 1.471,-	BTL 60T CPBCL 1.471,-	BTL 60T CSCL 1.471,-	BTL 60T CBRCL 1.471,-	BTL 60T CACL 1.402,-	
	PG	BTL 60T CWRPG 1.218,-	BTL 60T CPBPG 1.218,-	BTL 60T CSPG 1.218,-	BTL 60T CBRPG 1.218,-	BTL 60T CAPG 1.149,-	
	TS	BTL 60T CWR TS 1.471,-	BTL 60T CPB TS 1.471,-	BTL 60T CSTS 1.471,-	BTL 60T CBR TS 1.471,-	BTL 60T CATS 1.402,-	
	TM	BTL 60T CWR TM 1.471,-	BTL 60T CPB TM 1.471,-	BTL 60T CSTM 1.471,-	BTL 60T CBR TM 1.471,-	BTL 60T CATM 1.402,-	
	NM	BTL 60T CWR NM 1.506,-	BTL 60T CPB NM 1.506,-	BTL 60T CS NM 1.506,-	BTL 60T CBR NM 1.506,-	BTL 60T CANM 1.437,-	
	ZUM	BTL 60T CWR ZUM 1.218,-	BTL 60T CPB ZUM 1.218,-	BTL 60T CS ZUM 1.218,-	BTL 60T CBR ZUM 1.218,-	BTL 60T CA ZUM 1.149,-	
	TEAK	W	BTL 60T WWR 1.103,-	BTL 60T WPB 1.103,-	BTL 60T WS 1.103,-	BTL 60T WBR 1.103,-	BTL 60T WA 1.034,-
		PE	BTL 60T VWR PE 1.966,-	BTL 60T VPB PE 1.966,-	BTL 60T VS PE 1.966,-	BTL 60T VBR PE 1.966,-	BTL 60T VA PE 1.897,-
	ENAMELED LAVA STONE	JA	BTL 60T VWR JA 1.966,-	BTL 60T VPB JA 1.966,-	BTL 60T VS JA 1.966,-	BTL 60T VBR JA 1.966,-	BTL 60T VA JA 1.897,-
		MO	BTL 60T VWR MO 1.908,-	BTL 60T VPB MO 1.908,-	BTL 60T VS MO 1.908,-	BTL 60T VBR MO 1.908,-	BTL 60T VA MO 1.839,-
DU		BTL 60T VWR DU 1.908,-	BTL 60T VPB DU 1.908,-	BTL 60T VS DU 1.908,-	BTL 60T VBR DU 1.908,-	BTL 60T VA DU 1.839,-	
LA		BTL 60T VWR LA 1.966,-	BTL 60T VPB LA 1.966,-	BTL 60T VS LA 1.966,-	BTL 60T VBR LA 1.966,-	BTL 60T VA LA 1.897,-	
SL		BTL 60T VWR SL 1.966,-	BTL 60T VPB SL 1.966,-	BTL 60T VS SL 1.966,-	BTL 60T VBR SL 1.966,-	BTL 60T VA SL 1.897,-	

SIDE TABLE	
REF:	BTL 75TH...
VOLUME:	0,11 m ³
WEIGHT:	C: 27 kg
	W: 18 kg
INFO:	ASSEMBLING NEEDED



		COATED STAINLESS STEEL					
		WR	PB	S	BR	A	
CERAMIC	WUM	BTL 75TH CWRWUM 1.644,-	BTL 75TH CPBWUM 1.644,-	BTL 75TH CSWUM 1.644,-	BTL 75TH CBRWUM 1.644,-	BTL 75TH CAWUM 1.552,-	
	BS	BTL 75TH CWRBS 1.931,-	BTL 75TH CPBBS 1.931,-	BTL 75TH CSBS 1.931,-	BTL 75TH CBRBS 1.931,-	BTL 75TH CABS 1.839,-	
	CD	BTL 75TH CWRCD 1.989,-	BTL 75TH CPBCD 1.989,-	BTL 75TH CSCD 1.989,-	BTL 75TH CBRCD 1.989,-	BTL 75TH CACD 1.897,-	
	TR	BTL 75TH CWR TR 1.644,-	BTL 75TH CPB TR 1.644,-	BTL 75TH CSTR 1.644,-	BTL 75TH CBR TR 1.644,-	BTL 75TH CATR 1.552,-	
	TG	BTL 75TH CWR TG 1.586,-	BTL 75TH CPB TG 1.586,-	BTL 75TH CSTG 1.586,-	BTL 75TH CBR TG 1.586,-	BTL 75TH CATG 1.494,-	
	CL	BTL 75TH CWRCL 1.989,-	BTL 75TH CPBCL 1.989,-	BTL 75TH CSCL 1.989,-	BTL 75TH CBRCL 1.989,-	BTL 75TH CACL 1.897,-	
	PG	BTL 75TH CWRPG 1.644,-	BTL 75TH CPBPG 1.644,-	BTL 75TH CSPG 1.644,-	BTL 75TH CBRPG 1.644,-	BTL 75TH CAPG 1.552,-	
	TS	BTL 75TH CWR TS 1.989,-	BTL 75TH CPB TS 1.989,-	BTL 75TH CSTS 1.989,-	BTL 75TH CBR TS 1.989,-	BTL 75TH CATS 1.897,-	
	TM	BTL 75TH CWR TM 1.989,-	BTL 75TH CPB TM 1.989,-	BTL 75TH CSTM 1.989,-	BTL 75TH CBR TM 1.989,-	BTL 75TH CATM 1.897,-	
	NM	BTL 75TH CWR NM 2.104,-	BTL 75TH CPB NM 2.104,-	BTL 75TH CS NM 2.104,-	BTL 75TH CBR NM 2.104,-	BTL 75TH CANM 2.012,-	
	ZUM	BTL 75TH CWR ZUM 1.644,-	BTL 75TH CPB ZUM 1.644,-	BTL 75TH CS ZUM 1.644,-	BTL 75TH CBR ZUM 1.644,-	BTL 75TH CA ZUM 1.552,-	
	TEAK	W	BTL 75TH WWR 1.586,-	BTL 75TH WPB 1.586,-	BTL 75TH WS 1.586,-	BTL 75TH WBR 1.586,-	BTL 75TH WA 1.494,-




CALYPSO STANDARD FABRICS

ALL OTHER FABRICS & COLOURS AVAILABLE ON REQUEST PP. 375-380

NATURAL GREY DOT
REF: NGD - CAT. B




NATURAL SILVER DOT
REF: NSD - CAT. B




NATURAL LINEN DOT
REF: NLD - CAT. B



NATURAL WHITE DOT
REF: NWD - CAT. B



KRIS KROSS FIBRE
REF: KK



CALYPSO SPECIFICATIONS

DINING CHAIR	
REF:	CLY 55...
VOLUME:	0,45 m ³
WEIGHT:	11 kg
INFO:	ASSEMBLING NEEDED



TEAK + WEAVING	
	W
	CLY 55KK (BASE + WOVEN FRAME) 1.034,-
	SEAT CUSHION
	PIL CLY 55 SED... 236,-
STAND.	236,-
CAT. A	207,-
CAT. B	249,-
CAT. C	290,-



TEAK	
	W
	CLY 55 (BASE + FRAME) 862,-
	UPHOLSTERY
	PIL CLY 55 UPHED... 495,-
STAND.	495,-
CAT. A	459,-
CAT. B	528,-
CAT. C	597,-
	SEAT CUSHION
	PIL CLY 55 SED... 236,-
STAND.	236,-
CAT. A	207,-
CAT. B	249,-
CAT. C	290,-

LOW CHAIR	
REF:	CLY 77...
VOLUME:	0,42 m ³
WEIGHT:	10 kg
INFO:	ASSEMBLING NEEDED



TEAK + WEAVING	
	W
	CLY 77KK (BASE + WOVEN FRAME) 1.552,-
	CUSHIONS
	PIL CLY 77 SED... (SEAT) 340,-
STAND.	340,-
CAT. A	299,-
CAT. B	359,-
CAT. C	419,-
	PIL BRS 5040... (COMFORT) 213,-
STAND.	213,-
CAT. A	190,-
CAT. B	228,-
CAT. C	266,-



TEAK	
	W
	CLY 77 (BASE + FRAME) 1.264,-
	UPHOLSTERY
	PIL CLY 77 UPHED... 656,-
STAND.	656,-
CAT. A	609,-
CAT. B	700,-
CAT. C	792,-
	CUSHIONS
	PIL CLY 77 SED... (SEAT) 340,-
STAND.	340,-
CAT. A	299,-
CAT. B	359,-
CAT. C	419,-
	PIL BRS 5040... (COMFORT) 213,-
STAND.	213,-
CAT. A	190,-
CAT. B	228,-
CAT. C	266,-

BAR CHAIR	
REF:	CLY 43...
VOLUME:	0,35 m ³
WEIGHT:	10,7 kg
INFO:	ASSEMBLING NEEDED LOWERED FRAME ON REQUEST



TEAK + WEAVING	
	W
	CLY 43KK 1.379,-
	SEAT CUSHION
	PIL CLY 55 SED... 236,-
STAND.	236,-
CAT. A	207,-
CAT. B	249,-
CAT. C	290,-
	LOWERED FRAME (SURCHARGE) 115,-



TEAK	
	W
	CLY 43 (BASE + FRAME) 1.207,-
	UPHOLSTERY
	PIL CLY 55 UPHED... 495,-
STAND.	495,-
CAT. A	459,-
CAT. B	528,-
CAT. C	597,-
	SEAT CUSHION
	PIL CLY 55 SED... 236,-
STAND.	236,-
CAT. A	207,-
CAT. B	249,-
CAT. C	290,-
	LOWERED FRAME (SURCHARGE) 115,-

BENCH	
REF:	CLY 135...
VOLUME:	0,7 m ³
WEIGHT:	23,7 kg
INFO:	ASSEMBLING NEEDED



TEAK + WEAVING	
W	
CLY 135KK (BASE + WOVEN FRAME)	
	2.759,-
CUSHIONS	
PIL CLY 135 SED... (SEAT)	
STAND.	616,-
CAT. A	547,-
CAT. B	656,-
CAT. C	765,-
PIL BRS 5040... (COMFORT)	
STAND.	213,-
CAT. A	190,-
CAT. B	228,-
CAT. C	266,-



TEAK	
W	
CLY 135 (BASE + FRAME)	
	2.414,-
UPHOLSTERY	
PIL CLY 135 UPHED...	
STAND.	995,-
CAT. A	919,-
CAT. B	1.057,-
CAT. C	1.195,-
CUSHIONS	
PIL CLY 135 SED... (SEAT)	
STAND.	616,-
CAT. A	547,-
CAT. B	656,-
CAT. C	765,-
PIL BRS 5040... (COMFORT)	
STAND.	213,-
CAT. A	190,-
CAT. B	228,-
CAT. C	266,-

BENCH	
REF:	CLY 175...
VOLUME:	0,91 m ³
WEIGHT:	29,3 kg
INFO:	ASSEMBLING NEEDED



TEAK + WEAVING	
W	
CLY 175KK (BASE + WOVEN FRAME)	
	3.392,-
CUSHIONS	
PIL CLY 175 SED... (SEAT)	
STAND.	765,-
CAT. A	679,-
CAT. B	815,-
CAT. C	950,-
PIL BRS 5040... (COMFORT)	
STAND.	213,-
CAT. A	190,-
CAT. B	228,-
CAT. C	266,-



TEAK	
W	
CLY 175 (BASE + FRAME)	
	2.989,-
UPHOLSTERY	
PIL CLY 175 UPHED...	
STAND.	1.242,-
CAT. A	1.149,-
CAT. B	1.322,-
CAT. C	1.494,-
CUSHIONS	
PIL CLY 175 SED... (SEAT)	
STAND.	765,-
CAT. A	679,-
CAT. B	815,-
CAT. C	950,-
PIL BRS 5040... (COMFORT)	
STAND.	213,-
CAT. A	190,-
CAT. B	228,-
CAT. C	266,-

CALYPSO LOUNGE

Design by Kris Van Puyvelde




CALYPSO LOUNGE STANDARD FABRICS

ALL OTHER FABRICS & COLOURS AVAILABLE ON REQUEST PP. 375-380


NATURAL GREY DOT
REF: NGD - CAT. B




NATURAL SILVER DOT
REF: NSD - CAT. B




NATURAL LINEN DOT
REF: NLD - CAT. B



NATURAL WHITE DOT
REF: NWD - CAT. B



KRIS KROSS FIBRE
REF: KK



COMFORT CUSHIONS

50 X 40 (HARD)		60 X 40 (HARD)		72 X 40 (HARD)		40 X 30 (SOFT)	50 X 40 (SOFT)
PIL BRH 5040P...	PIL BRH 5040PS... (SLIM) RECOMMENDED	PIL BRH 6040P...	PIL BRH 6040PS... (SLIM) RECOMMENDED	PIL BRH 7240P...	PIL BRH 7240PS... (SLIM) RECOMMENDED	PIL BRS 4030...	PIL BRS 5040...

STAND.
CAT. A
CAT. B
CAT. C

50

60

60

72

72

50

CALYPSO LOUNGE SPECIFICATIONS

TABLE / FOOTREST	
REF:	CLYL 70T...
VOLUME:	0,15 m ³
WEIGHT:	13,8 kg



TABLE / FOOTREST	
REF:	CLYL 140T...
VOLUME:	0,25 m ³
WEIGHT:	23,8 kg



		TEAK		
		W		
TEAK	W	CLYL 70T	1.034,-	
	WUM	CLYL 70T CWUM	1.322,-	
CERAMIC	BS	CLYL 70T CBS	1.667,-	
	CD	CLYL 70T CCD	1.667,-	
	TR	CLYL 70T CTR	1.264,-	
	TG	CLYL 70T CTG	1.264,-	
	CL	CLYL 70T CCL	1.667,-	
	PG	CLYL 70T CPG	1.322,-	
	TS	CLYL 70T CTS	1.667,-	
	TM	CLYL 70T CTM	1.667,-	
	NM	CLYL 70T CNM	1.782,-	
	ZUM	CLYL 70T CZUM	1.667,-	
			SEAT CUSHION	
			PIL CLYL 70 SED...	
STAND.			564,-	
CAT. A			501,-	
CAT. B			601,-	
CAT. C			701,-	

		TEAK		
		W		
TEAK	W	CLYL 140T	1.724,-	
	WUM	CLYL 140T CWUM	2.127,-	
CERAMIC	BS	CLYL 140T CBS	2.644,-	
	CD	CLYL 140T CCD	2.644,-	
	TR	CLYL 140T CTR	1.897,-	
	TG	CLYL 140T CTG	1.897,-	
	CL	CLYL 140T CCL	2.644,-	
	PG	CLYL 140T CPG	2.127,-	
	TS	CLYL 140T CTS	2.644,-	
	TM	CLYL 140T CTM	2.644,-	
	NM	CLYL 140T CNM	2.932,-	
	ZUM	CLYL 140T CZUM	2.644,-	
			SEAT CUSHION	
			PIL CLYL 140 SED...	
STAND.			972,-	
CAT. A			863,-	
CAT. B			1.035,-	
CAT. C			1.208,-	

TWO SEATER	
REF:	CLYL 140...
VOLUME:	0,89 m ³
WEIGHT:	33,1 kg
INFO:	ASSEMBLING NEEDED



TEAK + WEAVING	
	W
	CLYL 140KK
	3.392,-
	SEAT CUSHION
	PIL CLYL 140 SED...
STAND.	972,-
CAT. A	863,-
CAT. B	1.035,-
CAT. C	1.208,-



TEAK	
	W
	CLYL 140
	2.874,-
	UPHOLSTERY
	PIL CLYL 140 UPHED...
STAND.	869,-
CAT. A	804,-
CAT. B	925,-
CAT. C	1.046,-
	SEAT CUSHION
	PIL CLYL 140 SED...
STAND.	972,-
CAT. A	863,-
CAT. B	1.035,-
CAT. C	1.208,-

TWO SEATER	
REF:	CLYL 140...
VOLUME:	0,85 m ³
WEIGHT:	28,3 kg
INFO:	ASSEMBLING NEEDED

RIKK (RIGHT)



L1KK (LEFT)



TEAK + WEAVING	
	W
	CLYL 140RIKK / CLYL 140LIKK
	2.472,-
	SEAT CUSHION
	PIL CLYL 140 SED...
STAND.	972,-
CAT. A	863,-
CAT. B	1.035,-
CAT. C	1.208,-

R1 (RIGHT)



L1 (LEFT)



TEAK	
	W
	CLYL 140R1 / CLYL 140L1
	2.299,-
	UPHOLSTERY
	PIL CLYL 70C UPHED...
STAND.	432,-
CAT. A	402,-
CAT. B	462,-
CAT. C	523,-
	SEAT CUSHION
	PIL CLYL 140 SED...
STAND.	972,-
CAT. A	863,-
CAT. B	1.035,-
CAT. C	1.208,-

TWO SEATER	
REF:	CLYL 140...
VOLUME:	0,85 m ³
WEIGHT:	30,9 kg
INFO:	ASSEMBLING NEEDED

R2KK (RIGHT)



L2KK (LEFT)



TEAK + WEAVING	
	W
	CLYL 140R2KK / CLYL 140L2KK
	3.104,-
	SEAT CUSHION
	PIL CLYL 140 SED...
STAND.	972,-
CAT. A	863,-
CAT. B	1.035,-
CAT. C	1.208,-

R2 (RIGHT)



L2 (LEFT)



TEAK	
	W
	CLYL 140R2 / CLYL 140L2
	2.759,-
	UPHOLSTERY
	PIL CLYL 140R UPHED.../PIL CLYL 140L UPHED...
STAND.	656,-
CAT. A	609,-
CAT. B	700,-
CAT. C	792,-
	SEAT CUSHION
	PIL CLYL 140 SED...
STAND.	972,-
CAT. A	863,-
CAT. B	1.035,-
CAT. C	1.208,-

CALYPSO LOUNGE SPECIFICATIONS

TABLE / FOOTREST / BENCH	
REF:	CLYL 210T...
VOLUME:	0,44 m ³
WEIGHT:	33,9 kg



TEAK	
W	
	CLYL 210T
	2.529,-
	SEAT CUSHION
	PIL CLYL 210 SED...
STAND.	1.380,-
CAT. A	1.225,-
CAT. B	1.470,-
CAT. C	1.715,-

THREE SEATER	
REF:	CLYL 210...
VOLUME:	1,29 m ³
WEIGHT:	45 kg
INFO:	ASSEMBLING NEEDED



TEAK + WEAVING	
W	
	CLYL 210KK
	4.829,-
	SEAT CUSHION
	PIL CLYL 210 SED...
STAND.	1.380,-
CAT. A	1.225,-
CAT. B	1.470,-
CAT. C	1.715,-



TEAK	
W	
	CLYL 210
	4.139,-
	UPHOLSTERY
	PIL CLYL 210 UPHED...
STAND.	1.093,-
CAT. A	1.011,-
CAT. B	1.163,-
CAT. C	1.315,-
	SEAT CUSHION
	PIL CLYL 210 SED...
STAND.	1.380,-
CAT. A	1.225,-
CAT. B	1.470,-
CAT. C	1.715,-

THREE SEATER	
REF:	CLYL 210...
VOLUME:	1,24 m ³
WEIGHT:	38,4 kg
INFO:	ASSEMBLING NEEDED

R1
(RIGHT)



TEAK + WEAVING	
W	
	CLYL 210RIKK / CLYL 210LIKK
	3.277,-
	SEAT CUSHION
	PIL CLYL 210 SED...
STAND.	1.380,-
CAT. A	1.225,-
CAT. B	1.470,-
CAT. C	1.715,-

R1
(RIGHT)



L1
(LEFT)



L1
(LEFT)



TEAK	
W	
	CLYL 210R1 / CLYL 210L1
	3.104,-
	UPHOLSTERY
	PIL CLYL 70C UPHED...
STAND.	432,-
CAT. A	402,-
CAT. B	462,-
CAT. C	523,-
	SEAT CUSHION
	PIL CLYL 210 SED...
STAND.	1.380,-
CAT. A	1.225,-
CAT. B	1.470,-
CAT. C	1.715,-

THREE SEATER	
REF:	CLYL 210...
VOLUME:	1,24 m ³
WEIGHT:	41 kg
INFO:	ASSEMBLING NEEDED

R2KK (RIGHT)



L2KK (LEFT)



TEAK + WEAVING	
	W
	CLYL 210R2KK / CLYL 210L2KK
	3.909,-
SEAT CUSHION	
	PIL CLYL 210 SED...
STAND.	1.380,-
CAT. A	1.225,-
CAT. B	1.470,-
CAT. C	1.715,-

R2 (RIGHT)



L2 (LEFT)



TEAK	
	W
	CLYL 210R2 / CLYL 210L2
	3.564,-
UPHOLSTERY	
	PIL CLYL 140R UPHED... / PIL CLYL 140L UPHED...
STAND.	656,-
CAT. A	609,-
CAT. B	700,-
CAT. C	792,-
SEAT CUSHION	
	PIL CLYL 210 SED...
STAND.	1.380,-
CAT. A	1.225,-
CAT. B	1.470,-
CAT. C	1.715,-

THREE SEATER	
REF:	CLYL 210...
VOLUME:	1,24 m ³
WEIGHT:	43,7 kg
INFO:	ASSEMBLING NEEDED

R3KK (RIGHT)



L3KK (LEFT)



TEAK + WEAVING	
	W
	CLYL 210R3KK / CLYL 210L3KK
	4.542,-
SEAT CUSHION	
	PIL CLYL 210 SED...
STAND.	1.380,-
CAT. A	1.225,-
CAT. B	1.470,-
CAT. C	1.715,-

R3 (RIGHT)



L3 (LEFT)



TEAK	
	W
	CLYL 210R3 / CLYL 210L3
	4.024,-
UPHOLSTERY	
	PIL CLYL 210R UPHED... / PIL CLYL 210L UPHED...
STAND.	880,-
CAT. A	816,-
CAT. B	938,-
CAT. C	1.061,-
SEAT CUSHION	
	PIL CLYL 210 SED...
STAND.	1.380,-
CAT. A	1.225,-
CAT. B	1.470,-
CAT. C	1.715,-

THREE SEATER	
REF:	CLYL 210...
VOLUME:	1,29 m ³
WEIGHT:	42,9 kg
INFO:	ASSEMBLING NEEDED



TEAK + WEAVING	
	W
	CLYL 210L1RIKK
	4.024,-
SEAT CUSHION	
	PIL CLYL 210 SED...
STAND.	1.380,-
CAT. A	1.225,-
CAT. B	1.470,-
CAT. C	1.715,-



TEAK	
	W
	CLYL 210L1RI
	3.679,-
UPHOLSTERY	
	2x PIL CLYL 70C UPHED...
STAND.	863,-
CAT. A	803,-
CAT. B	923,-
CAT. C	1.045,-
SEAT CUSHION	
	PIL CLYL 210 SED...
STAND.	1.380,-
CAT. A	1.225,-
CAT. B	1.470,-
CAT. C	1.715,-

CALYPSO LOUNGE SPECIFICATIONS

RECLINABLE THREE SEATER	
REF:	CLYL 210PT...
VOLUME:	0,44 m ³
WEIGHT:	38,7 kg
INFO:	ASSEMBLING NEEDED RECLINER



TEAK		
W		
CLYL 210PT		
2.644,-		
SEAT CUSHIONS		
	PIL CLYL 140 SED...	PIL CLYL 70 SED...
STAND.	972,-	564,-
CAT. A	863,-	501,-
CAT. B	1.035,-	601,-
CAT. C	1.208,-	701,-

RECLINABLE THREE SEATER	
REF:	CLYL 210P...
VOLUME:	1,24 m ³
WEIGHT:	45,7 kg
INFO:	ASSEMBLING NEEDED RECLINER



TEAK + WEAVING		
W		
CLYL 210PKK		
3.679,-		
SEAT CUSHIONS		
	PIL CLYL 140 SED...	PIL CLYL 70 SED...
STAND.	972,-	564,-
CAT. A	863,-	501,-
CAT. B	1.035,-	601,-
CAT. C	1.208,-	701,-



TEAK		
W		
CLYL 210P		
3.334,-		
UPHOLSTERY		
PIL CLYL 70 UPHED...		
	PIL CLYL 140 SED...	PIL CLYL 70 SED...
STAND.	644,-	597,-
CAT. A	597,-	687,-
CAT. B	687,-	777,-
CAT. C	777,-	
SEAT CUSHIONS		
	PIL CLYL 140 SED...	PIL CLYL 70 SED...
STAND.	972,-	564,-
CAT. A	863,-	501,-
CAT. B	1.035,-	601,-
CAT. C	1.208,-	701,-

RECLINABLE THREE SEATER	
REF:	CLYL 210P...
VOLUME:	1,29 m ³
WEIGHT:	49,7 kg
INFO:	ASSEMBLING NEEDED RECLINER

RKK
(RIGHT)



TEAK + WEAVING		
W		
CLYL 210PRKK / CLYL 210PLKK		
4.944,-		
SEAT CUSHIONS		
	PIL CLYL 140 SED...	PIL CLYL 70 SED...
STAND.	972,-	564,-
CAT. A	863,-	501,-
CAT. B	1.035,-	601,-
CAT. C	1.208,-	701,-

R
(RIGHT)



TEAK		
W		
CLYL 210PR / CLYL 210PL		
4.254,-		
UPHOLSTERY		
PIL CLYL 210 UPHED...		
	PIL CLYL 140 SED...	PIL CLYL 70 SED...
STAND.	1.093,-	1.011,-
CAT. A	1.011,-	1.163,-
CAT. B	1.163,-	1.315,-
CAT. C	1.315,-	
SEAT CUSHIONS		
	PIL CLYL 140 SED...	PIL CLYL 70 SED...
STAND.	972,-	564,-
CAT. A	863,-	501,-
CAT. B	1.035,-	601,-
CAT. C	1.208,-	701,-

LKK
(LEFT)



L
(LEFT)



RECLINABLE THREE SEATER	
REF:	CLYL 210P...
VOLUME:	1,24 m ³
WEIGHT:	43,2 kg
INFO:	ASSEMBLING NEEDED RECLINER

RR1KK
(RIGHT)



LL1KK
(LEFT)



TEAK + WEAVING		
	W	
	CLYL 210PRR1KK / CLYL 210PLL1KK	
	3.392,-	
SEAT CUSHIONS		
	PIL CLYL 140 SED...	PIL CLYL 70 SED...
STAND.	972,-	564,-
CAT. A	863,-	501,-
CAT. B	1.035,-	601,-
CAT. C	1.208,-	701,-

RR1
(RIGHT)



LL1
(LEFT)



TEAK		
	W	
	CLYL 210PRR1 / CLYL 210PLL1	
	3.219,-	
UPHOLSTERY		
	PIL CLYL 70C UPHED...	
STAND.	432,-	
CAT. A	402,-	
CAT. B	462,-	
CAT. C	523,-	
SEAT CUSHIONS		
	PIL CLYL 140 SED...	PIL CLYL 70 SED...
STAND.	972,-	564,-
CAT. A	863,-	501,-
CAT. B	1.035,-	601,-
CAT. C	1.208,-	701,-

RECLINABLE THREE SEATER	
REF:	CLYL 210P...
VOLUME:	1,24 m ³
WEIGHT:	45,7 kg
INFO:	ASSEMBLING NEEDED RECLINER

RR2KK
(RIGHT)



LL2KK
(LEFT)



TEAK + WEAVING		
	W	
	CLYL 210PRR2KK / CLYL 210PLL2KK	
	4.024,-	
SEAT CUSHIONS		
	PIL CLYL 140 SED...	PIL CLYL 70 SED...
STAND.	972,-	564,-
CAT. A	863,-	501,-
CAT. B	1.035,-	601,-
CAT. C	1.208,-	701,-

RR2
(RIGHT)



LL2
(LEFT)



TEAK		
	W	
	CLYL 210PRR2 / CLYL 210PLL2	
	3.679,-	
UPHOLSTERY		
	PIL CLYL 140R UPHED... / PIL CLYL 140L UPHED...	
STAND.	656,-	
CAT. A	609,-	
CAT. B	700,-	
CAT. C	792,-	
SEAT CUSHIONS		
	PIL CLYL 140 SED...	PIL CLYL 70 SED...
STAND.	972,-	564,-
CAT. A	863,-	501,-
CAT. B	1.035,-	601,-
CAT. C	1.208,-	701,-

RECLINABLE THREE SEATER	
REF:	CLYL 210P...
VOLUME:	1,24 m ³
WEIGHT:	48,5 kg
INFO:	ASSEMBLING NEEDED RECLINER

RR3KK
(RIGHT)



LL3KK
(LEFT)



TEAK + WEAVING		
	W	
	CLYL 210PRR3KK / CLYL 210PLL3KK	
	4.657,-	
SEAT CUSHIONS		
	PIL CLYL 140 SED...	PIL CLYL 70 SED...
STAND.	972,-	564,-
CAT. A	863,-	501,-
CAT. B	1.035,-	601,-
CAT. C	1.208,-	701,-

RR3
(RIGHT)



LL3
(LEFT)



TEAK		
	W	
	CLYL 210PRR3 / CLYL 210PLL3	
	4.139,-	
UPHOLSTERY		
	PIL CLYL 210R UPHED... / PIL CLYL 210L UPHED...	
STAND.	880,-	
CAT. A	816,-	
CAT. B	938,-	
CAT. C	1.061,-	
SEAT CUSHIONS		
	PIL CLYL 140 SED...	PIL CLYL 70 SED...
STAND.	972,-	564,-
CAT. A	863,-	501,-
CAT. B	1.035,-	601,-
CAT. C	1.208,-	701,-

CALYPSO LOUNGE SEPARATE ARM-/BACKRESTS

CALYPSO BACK	
REF:	CLYL 70BACK



	COATED STAINLESS STEEL
	A
	CLYL 70BACK (FRAME)
	689,-
	UPHOLSTERY
	PIL CLYL 70 UPHED...
STAND.	644,-
CAT. A	597,-
CAT. B	687,-
CAT. C	777,-

CALYPSO BACK	
REF:	CLYL 70BACKC



	COATED STAINLESS STEEL
	A
	CLYL 70BACKC (FRAME)
	574,-
	UPHOLSTERY
	PIL CLYL 70C UPHED...
STAND.	432,-
CAT. A	402,-
CAT. B	462,-
CAT. C	523,-

CALYPSO BACK	
REF:	CLYL 140BACK



	COATED STAINLESS STEEL
	A
	CLYL 140BACK (FRAME)
	1.149,-
	UPHOLSTERY
	PIL CLYL 140 UPHED...
STAND.	869,-
CAT. A	804,-
CAT. B	925,-
CAT. C	1.046,-

CALYPSO BACK	
REF:	CLYL 210BACK



	COATED STAINLESS STEEL
	A
	CLYL 210BACK (FRAME)
	1.609,-
	UPHOLSTERY
	PIL CLYL 210 UPHED...
STAND.	1.093,-
CAT. A	1.011,-
CAT. B	1.163,-
CAT. C	1.315,-

CALYPSO BACK	
REF:	CLYL 140BACKR



	COATED STAINLESS STEEL
	A
	CLYL 140BACKR (FRAME)
	1.034,-
	UPHOLSTERY
	PIL CLYL 140R UPHED...
STAND.	656,-
CAT. A	609,-
CAT. B	700,-
CAT. C	792,-

CALYPSO BACK	
REF:	CLYL 140BACKL



	COATED STAINLESS STEEL
	A
	CLYL 140BACKL (FRAME)
	1.034,-
	UPHOLSTERY
	PIL CLYL 140L UPHED...
STAND.	656,-
CAT. A	609,-
CAT. B	700,-
CAT. C	792,-

CALYPSO BACK	
REF:	CLYL 210BACKR



	COATED STAINLESS STEEL
	A
	CLYL 210BACKR (FRAME)
	1.494,-
	UPHOLSTERY
	PIL CLYL 210R UPHED...
STAND.	880,-
CAT. A	816,-
CAT. B	938,-
CAT. C	1.061,-

CALYPSO BACK	
REF:	CLYL 210BACKL



	COATED STAINLESS STEEL
	A
	CLYL 210BACKL (FRAME)
	1.494,-
	UPHOLSTERY
	PIL CLYL 210L UPHED...
STAND.	880,-
CAT. A	816,-
CAT. B	938,-
CAT. C	1.061,-

CALYPSO BACK
REF: CLYL 70BACKWKK

COATED ALUMINIUM + WEAVING
A 
CLYL 70BACKWKK
1.034,-



CALYPSO BACK
REF: CLYL 70BACKWCKK

COATED ALUMINIUM + WEAVING
A 
CLYL 70BACKWCKK
747,-



CALYPSO BACK
REF: CLYL 140BACKWKK

COATED ALUMINIUM + WEAVING
A 
CLYL 140BACKWKK
1.667,-



CALYPSO BACK
REF: CLYL 210BACKWKK

COATED ALUMINIUM + WEAVING
A 
CLYL 210BACKWKK
2.299,-



CALYPSO BACK
REF: CLYL 140BACKWRKK

COATED ALUMINIUM + WEAVING
A 
CLYL 140BACKWRKK
1.379,-



CALYPSO BACK
REF: CLYL 140BACKWLKK

COATED ALUMINIUM + WEAVING
A 
CLYL 140BACKWLKK
1.379,-



CALYPSO BACK
REF: CLYL 210BACKWRKK

COATED ALUMINIUM + WEAVING
A 
CLYL 210BACKWRKK
2.012,-



CALYPSO BACK
REF: CLYL 210BACKWLKK

COATED ALUMINIUM + WEAVING
A 
CLYL 210BACKWLKK
2.012,-



CONIX

Design by Kris Van Puyvelde



SIDE TABLE	
REF:	CNX 40TL...
VOLUME:	0,07 m ³
WEIGHT:	CG: 11,9 kg
	C: 11 kg
	W: 10,9 kg
	V: 8,3 kg
INFO:	ASSEMBLING NEEDED



		CONCRETE		
		CG		
CERAMIC	CON: CG	CNX 40TL BBCG	1.287,-	
	WUM	CNX 40TL CBCGWUM	1.149,-	
	BS	CNX 40TL CBCGBS	1.287,-	
	CD	CNX 40TL CBCGCD	1.287,-	
	TR	CNX 40TL CBCGTR	1.149,-	
	TG	CNX 40TL CBCGTG	1.115,-	
	CL	CNX 40TL CBCGCL	1.287,-	
	PG	CNX 40TL CBCGPG	1.149,-	
	TS	CNX 40TL CBCGTS	1.287,-	
	TM	CNX 40TL CBCGTM	1.287,-	
	NM	CNX 40TL CBCGNM	1.402,-	
	ZUM	CNX 40TL CBCGZUM	1.149,-	
	TEAK	W	CNX 40TL WBCG	1.000,-
		PE	CNX 40TL VBCGPE	1.437,-
		JA	CNX 40TL VBCGJA	1.437,-
		MO	CNX 40TL VBCGMO	1.379,-
		DU	CNX 40TL VBCGDU	1.379,-
		LA	CNX 40TL VBCGLA	1.437,-
		SL	CNX 40TL VBCGSL	1.437,-
		ENAMELED LAVA STONE	W	CNX 40TL WBCG
PE	CNX 40TL VBCGPE		1.437,-	
JA	CNX 40TL VBCGJA		1.437,-	
MO	CNX 40TL VBCGMO		1.379,-	
DU	CNX 40TL VBCGDU		1.379,-	
LA	CNX 40TL VBCGLA		1.437,-	
SL	CNX 40TL VBCGSL		1.437,-	


SIDE TABLE	
REF:	CNX 60T...
VOLUME:	0,11 m ³
WEIGHT:	CG: 22,2 kg
	C: 26,4 kg
	W: 10,5 kg
	V: 26,3 kg
INFO:	ASSEMBLING NEEDED



		CONCRETE		
		CG		
CERAMIC	CON: CG	CNX 60T BBCG	1.575,-	
	WUM	CNX 60T CBCGWUM	1.322,-	
	BS	CNX 60T CBCGBS	1.494,-	
	CD	CNX 60T CBCGCD	1.575,-	
	TR	CNX 60T CBCGTR	1.322,-	
	TG	CNX 60T CBCGTG	1.284,-	
	CL	CNX 60T CBCGCL	1.575,-	
	PG	CNX 60T CBCGPG	1.322,-	
	TS	CNX 60T CBCGTS	1.575,-	
	TM	CNX 60T CBCGTM	1.575,-	
	NM	CNX 60T CBCGNM	1.609,-	
	ZUM	CNX 60T CBCGZUM	1.322,-	
	TEAK	W	CNX 60T WBCG	1.207,-
		PE	CNX 60T VBCGPE	2.069,-
		JA	CNX 60T VBCGJA	2.069,-
		MO	CNX 60T VBCGMO	2.012,-
		DU	CNX 60T VBCGDU	2.012,-
		LA	CNX 60T VBCGLA	2.069,-
		SL	CNX 60T VBCGSL	2.069,-
		ENAMELED LAVA STONE	W	CNX 60T WBCG
PE	CNX 60T VBCGPE		2.069,-	
JA	CNX 60T VBCGJA		2.069,-	
MO	CNX 60T VBCGMO		2.012,-	
DU	CNX 60T VBCGDU		2.012,-	
LA	CNX 60T VBCGLA		2.069,-	
SL	CNX 60T VBCGSL		2.069,-	

CANX SPECIFICATIONS

ROUND TABLE	
REF:	CNX 120R...
1.	VOLUME: 1,08 m ³ WEIGHT: CG: 106 kg C: 82 kg W: 68 kg
2.	VOLUME: 0,96 m ³ WEIGHT: CG: 104 kg C: 80,3 kg W: 66,4 kg
3.	VOLUME: 0,72 m ³ WEIGHT: CG: 109 kg C: 85,4 kg W: 71,5 kg
4.	VOLUME: 0,5 m ³ WEIGHT: CG: 101,8 kg C: 78,2 kg W: 64,3 kg
INFO:	ASSEMBLING NEEDED DO NOT USE OUTDOOR COVER ON CONCRETE TABLE TOPS!



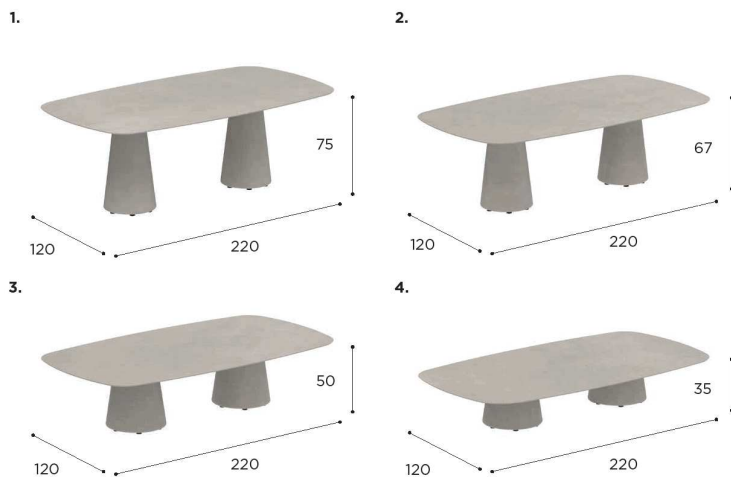
		CONCRETE				
		CG				
		1. DINING	2. LOW DINING	3. HIGH LOUNGE	4. LOW LOUNGE	
CON.	CG	CNX 120R BBCG 5.059,-	CNX 120R LDBBCG 4.829,-	CNX 120R HLBBCG 4.714,-	CNX 120R LLBBCG 4.599,-	
	WUM	CNX 120R CBCGWUM 5.059,-	CNX 120R LDCBCGWUM 4.829,-	CNX 120R HLCBCGWUM 4.714,-	CNX 120R LLCBCGWUM 4.599,-	
	BS	CNX 120R CBCGBS 5.174,-	CNX 120R LDCBCGBS 4.944,-	CNX 120R HLCBCGBS 4.829,-	CNX 120R LLCBCGBS 4.714,-	
	CD	CNX 120R CBCGCD 5.289,-	CNX 120R LDCBCGCD 5.059,-	CNX 120R HLCBCGCD 4.944,-	CNX 120R LLCBCGCD 4.829,-	
CERAMIC	TR	CNX 120R CBCGTR 5.059,-	CNX 120R LDCBCGTR 4.829,-	CNX 120R HLCBCGTR 4.714,-	CNX 120R LLCBCGTR 4.599,-	
	CL	CNX 120R CBCGCL 5.289,-	CNX 120R LDCBCGCL 5.059,-	CNX 120R HLCBCGCL 4.944,-	CNX 120R LLCBCGCL 4.829,-	
	PG	CNX 120R CBCGPG 5.059,-	CNX 120R LDCBCGPG 4.829,-	CNX 120R HLCBCGPG 4.714,-	CNX 120R LLCBCGPG 4.599,-	
	TS	CNX 120R CBCGTS 5.289,-	CNX 120R LDCBCGTS 5.059,-	CNX 120R HLCBCGTS 4.944,-	CNX 120R LLCBCGTS 4.829,-	
	TM	CNX 120R CBCGTM 5.289,-	CNX 120R LDCBCGTM 5.059,-	CNX 120R HLCBCGTM 4.944,-	CNX 120R LLCBCGTM 4.829,-	
	NM	CNX 120R CBCGNM 5.634,-	CNX 120R LDCBCGNM 5.404,-	CNX 120R HLCBCGNM 5.289,-	CNX 120R LLCBCGNM 5.174,-	
	ZUM	CNX 120R CBCGZUM 5.059,-	CNX 120R LDCBCGZUM 4.829,-	CNX 120R HLCBCGZUM 4.714,-	CNX 120R LLCBCGZUM 4.599,-	
	TEAK	W	CNX 120R WBCG 4.829,-	CNX 120R LDWBCG 4.599,-	CNX 120R HLWBCG 4.484,-	CNX 120R LLWBCG 4.369,-

ROUND TABLE	
REF:	CNX 160R...
1.	VOLUME: 1,92 m ³ WEIGHT: CG: 146 kg C: 111,8 kg W: 87,1 kg
2.	VOLUME: 1,72 m ³ WEIGHT: CG: 156,1 kg C: 122,9 kg W: 96,3 kg
3.	VOLUME: 1,28 m ³ WEIGHT: CG: 146,2 kg C: 113 kg W: 86,4 kg
4.	VOLUME: 0,9 m ³ WEIGHT: CG: 139 kg C: 105,8 kg W: 79,2 kg
INFO:	ASSEMBLING NEEDED DO NOT USE OUTDOOR COVER ON CONCRETE TABLE TOPS!



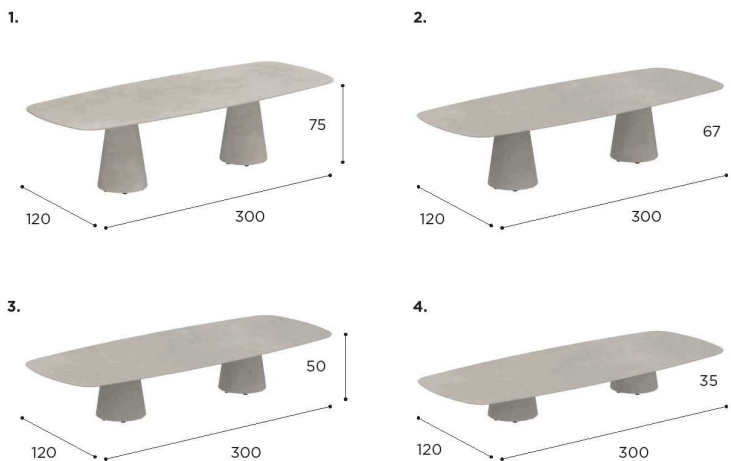
		CONCRETE				
		CG				
		1. DINING	2. LOW DINING	3. HIGH LOUNGE	4. LOW LOUNGE	
CON.	CG	CNX 160R BBCG 6.382,-	CNX 160R LDBBCG 6.152,-	CNX 160R HLBBCG 5.807,-	CNX 160R LLBBCG 5.634,-	
	WUM	CNX 160R CBCGWUM 6.842,-	CNX 160R LDCBCGWUM 6.612,-	CNX 160R HLCBCGWUM 6.267,-	CNX 160R LLCBCGWUM 6.094,-	
	BS	CNX 160R CBCGBS 7.072,-	CNX 160R LDCBCGBS 6.842,-	CNX 160R HLCBCGBS 6.497,-	CNX 160R LLCBCGBS 6.324,-	
	CD	CNX 160R CBCGCD 7.187,-	CNX 160R LDCBCGCD 6.957,-	CNX 160R HLCBCGCD 6.612,-	CNX 160R LLCBCGCD 6.439,-	
CERAMIC	CL	CNX 160R CBCGCL 7.187,-	CNX 160R LDCBCGCL 6.957,-	CNX 160R HLCBCGCL 6.612,-	CNX 160R LLCBCGCL 6.439,-	
	PG	CNX 160R CBCGPG 6.842,-	CNX 160R LDCBCGPG 6.612,-	CNX 160R HLCBCGPG 6.267,-	CNX 160R LLCBCGPG 6.094,-	
	TS	CNX 160R CBCGTS 7.187,-	CNX 160R LDCBCGTS 6.957,-	CNX 160R HLCBCGTS 6.612,-	CNX 160R LLCBCGTS 6.439,-	
	TM	CNX 160R CBCGTM 7.187,-	CNX 160R LDCBCGTM 6.957,-	CNX 160R HLCBCGTM 6.612,-	CNX 160R LLCBCGTM 6.439,-	
	NM	CNX 160R CBCGNM 7.417,-	CNX 160R LDCBCGNM 7.187,-	CNX 160R HLCBCGNM 6.842,-	CNX 160R LLCBCGNM 6.669,-	
	ZUM	CNX 160R CBCGZUM 6.842,-	CNX 160R LDCBCGZUM 6.612,-	CNX 160R HLCBCGZUM 6.267,-	CNX 160R LLCBCGZUM 6.094,-	
	TEAK	W	CNX 160R WBCG 6.497,-	CNX 160R LDWBCG 6.267,-	CNX 160R HLWBCG 5.922,-	CNX 160R LLWBCG 5.749,-

OVAL TABLE	
REF:	CNX 220...
1.	VOLUME: 1,98 m ³ WEIGHT: C: 172 kg W: 154 kg
2.	VOLUME: 1,77 m ³ WEIGHT: C: 167,5 kg W: 149,3 kg
3.	VOLUME: 1,32 m ³ WEIGHT: C: 177,5 kg W: 159,4 kg
4.	VOLUME: 0,92 m ³ WEIGHT: C: 163,1 kg W: 144,9 kg
INFO:	ASSEMBLING NEEDED



		CONCRETE				
		CG				
		1. DINING	2. LOW DINING	3. HIGH LOUNGE	4. LOW LOUNGE	
CERAMIC	WUM	CNX 220 CBCGWUM 10.234,-	CNX 220 LDCBCGWUM 9.774,-	CNX 220 HLCBCGWUM 9.314,-	CNX 220 LLCBCGWUM 9.084,-	
	BS	CNX 220 CBCGBS 10.464,-	CNX 220 LDCBCGBS 10.004,-	CNX 220 HLCBCGBS 9.544,-	CNX 220 LLCBCGBS 9.314,-	
	CD	CNX 220 CBCGCD 10.694,-	CNX 220 LDCBCGCD 10.234,-	CNX 220 HLCBCGCD 9.774,-	CNX 220 LLCBCGCD 9.544,-	
	TR	CNX 220 CBCGTR 10.234,-	CNX 220 LDCBCGTR 9.774,-	CNX 220 HLCBCGTR 9.314,-	CNX 220 LLCBCGTR 9.084,-	
	CL	CNX 220 CBCGCL 10.694,-	CNX 220 LDCBCGCL 10.234,-	CNX 220 HLCBCGCL 9.774,-	CNX 220 LLCBCGCL 9.544,-	
	PG	CNX 220 CBCGPG 10.234,-	CNX 220 LDCBCGPG 9.774,-	CNX 220 HLCBCGPG 9.314,-	CNX 220 LLCBCGPG 9.084,-	
	TS	CNX 220 CBCGTS 10.694,-	CNX 220 LDCBCGTS 10.234,-	CNX 220 HLCBCGTS 9.774,-	CNX 220 LLCBCGTS 9.544,-	
	TM	CNX 220 CBCGTM 10.694,-	CNX 220 LDCBCGTM 10.234,-	CNX 220 HLCBCGTM 9.774,-	CNX 220 LLCBCGTM 9.544,-	
	NM	CNX 220 CBCGNM 11.384,-	CNX 220 LDCBCGNM 10.924,-	CNX 220 HLCBCGNM 10.464,-	CNX 220 LLCBCGNM 10.234,-	
	ZUM	CNX 220 CBCGZUM 10.234,-	CNX 220 LDCBCGZUM 9.774,-	CNX 220 HLCBCGZUM 9.314,-	CNX 220 LLCBCGZUM 9.084,-	
	TEAK	W	CNX 220 WBCG 11.499,-	CNX 220 LDWBCG 11.039,-	CNX 220 HLWBCG 10.579,-	CNX 220 LLWBCG 10.349,-

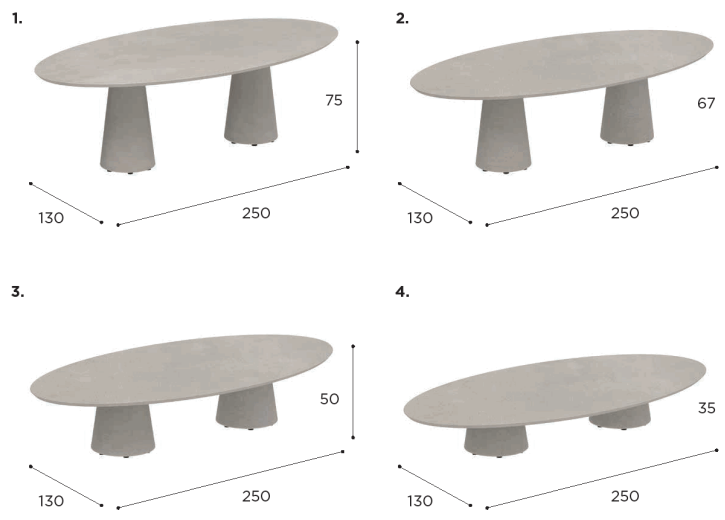
OVAL TABLE	
REF:	CNX 300...
1.	VOLUME: 2,7 m ³ WEIGHT: C: 206,5 kg W: 185 kg
2.	VOLUME: 2,4 m ³ WEIGHT: C: 208,2 kg W: 203,2 kg
3.	VOLUME: 1,8 m ³ WEIGHT: C: 188,4 kg W: 183,4 kg
4.	VOLUME: 1,26 m ³ WEIGHT: C: 173,9 kg W: 169 kg
INFO:	ASSEMBLING NEEDED



		CONCRETE				
		CG				
		1. DINING	2. LOW DINING	3. HIGH LOUNGE	4. LOW LOUNGE	
CERAMIC	WUM	CNX 300 CBCGWUM 12.304,-	CNX 300 LDCBCGWUM 11.614,-	CNX 300 HLCBCGWUM 10.867,-	CNX 300 LLCBCGWUM 10.464,-	
	BS	CNX 300 CBCGBS 12.649,-	CNX 300 LDCBCGBS 11.959,-	CNX 300 HLCBCGBS 11.212,-	CNX 300 LLCBCGBS 10.809,-	
	CD	CNX 300 CBCGCD 12.879,-	CNX 300 LDCBCGCD 12.189,-	CNX 300 HLCBCGCD 11.442,-	CNX 300 LLCBCGCD 11.039,-	
	TR	CNX 300 CBCGTR 12.304,-	CNX 300 LDCBCGTR 11.614,-	CNX 300 HLCBCGTR 10.867,-	CNX 300 LLCBCGTR 10.464,-	
	CL	CNX 300 CBCGCL 12.879,-	CNX 300 LDCBCGCL 12.189,-	CNX 300 HLCBCGCL 11.442,-	CNX 300 LLCBCGCL 11.039,-	
	PG	CNX 300 CBCGPG 12.304,-	CNX 300 LDCBCGPG 11.614,-	CNX 300 HLCBCGPG 10.867,-	CNX 300 LLCBCGPG 10.464,-	
	TS	CNX 300 CBCGTS 12.879,-	CNX 300 LDCBCGTS 12.189,-	CNX 300 HLCBCGTS 11.442,-	CNX 300 LLCBCGTS 11.039,-	
	TM	CNX 300 CBCGTM 12.879,-	CNX 300 LDCBCGTM 12.189,-	CNX 300 HLCBCGTM 11.442,-	CNX 300 LLCBCGTM 11.039,-	
	NM	CNX 300 CBCGNM 13.569,-	CNX 300 LDCBCGNM 12.879,-	CNX 300 HLCBCGNM 12.132,-	CNX 300 LLCBCGNM 11.729,-	
	ZUM	CNX 300 CBCGZUM 12.304,-	CNX 300 LDCBCGZUM 11.614,-	CNX 300 HLCBCGZUM 10.867,-	CNX 300 LLCBCGZUM 10.464,-	
	TEAK	W	CNX 300 WBCG 13.684,-	CNX 300 LDWBCG 12.994,-	CNX 300 HLWBCG 12.247,-	CNX 300 LLWBCG 11.844,-

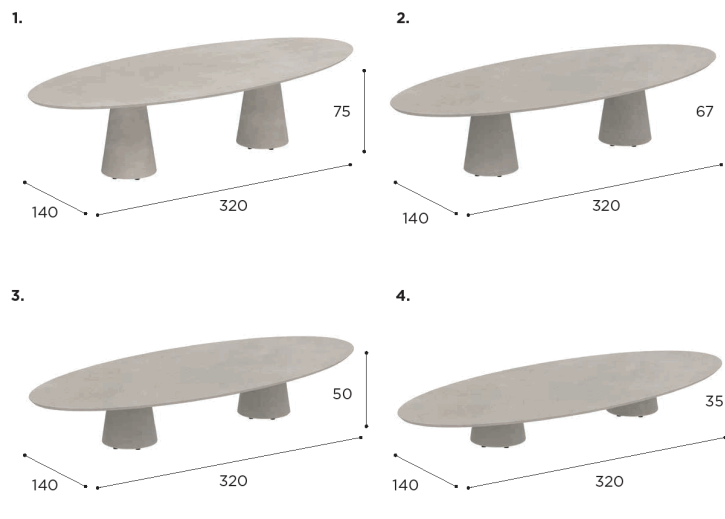
CONIX SPECIFICATIONS

ELLIPSE TABLE	
REF:	CNX 2513...
1.	VOLUME: 2,44 m ³ WEIGHT: CG: 228 kg C: 176 kg
2.	VOLUME: 2,18 m ³ WEIGHT: C: 225,5 kg W: 170,9 kg
3.	VOLUME: 1,63 m ³ WEIGHT: C: 235,5 kg W: 181 kg
4.	VOLUME: 1,14 m ³ WEIGHT: C: 221,1 kg W: 166,6 kg
INFO:	ASSEMBLING NEEDED
DO NOT USE OUTDOOR COVER ON CONCRETE TABLE TOPS!	



		CONCRETE			
		CG			
		1. DINING	2. LOW DINING	3. HIGH LOUNGE	4. LOW LOUNGE
CON.	CG	CNX 2513 BBCG 10.694,-	CNX 2513 LDBBCG 10.234,-	CNX 2513 HLBBCG 9.774,-	CNX 2513 LLBBCG 9.544,-
	WUM	CNX 2513 CBCGWUM 11.729,-	CNX 2513 LDCBCGWUM 11.269,-	CNX 2513 HLCBCGWUM 10.809,-	CNX 2513 LLCBCGWUM 10.579,-
CERAMIC	BS	CNX 2513 CBCGBS 11.959,-	CNX 2513 LDCBCGBS 11.499,-	CNX 2513 HLCBCGBS 11.039,-	CNX 2513 LLCBCGBS 10.809,-
	CD	CNX 2513 CBCGCD 12.189,-	CNX 2513 LDCBCGCD 11.729,-	CNX 2513 HLCBCGCD 11.269,-	CNX 2513 LLCBCGCD 11.039,-
	CL	CNX 2513 CBCGCL 12.189,-	CNX 2513 LDCBCGCL 11.729,-	CNX 2513 HLCBCGCL 11.269,-	CNX 2513 LLCBCGCL 11.039,-
	PG	CNX 2513 CBCGPG 11.729,-	CNX 2513 LDCBCGPG 11.269,-	CNX 2513 HLCBCGPG 10.809,-	CNX 2513 LLCBCGPG 10.579,-
	TS	CNX 2513 CBCGTS 12.189,-	CNX 2513 LDCBCGTS 11.729,-	CNX 2513 HLCBCGTS 11.269,-	CNX 2513 LLCBCGTS 11.039,-
	TM	CNX 2513 CBCGTM 12.189,-	CNX 2513 LDCBCGTM 11.729,-	CNX 2513 HLCBCGTM 11.269,-	CNX 2513 LLCBCGTM 11.039,-
	NM	CNX 2513 CBCGNM 12.879,-	CNX 2513 LDCBCGNM 12.419,-	CNX 2513 HLCBCGNM 11.959,-	CNX 2513 LLCBCGNM 11.729,-
	ZUM	CNX 2513 CBCGZUM 11.729,-	CNX 2513 LDCBCGZUM 11.269,-	CNX 2513 HLCBCGZUM 10.809,-	CNX 2513 LLCBCGZUM 10.579,-

ELLIPSE TABLE	
REF:	CNX 3214...
1.	VOLUME: 3,36 m ³ WEIGHT: CG: 281,7 kg C: 213 kg
2.	VOLUME: 3 m ³ WEIGHT: C: 301,5 kg W: 230,2 kg
3.	VOLUME: 2,24 m ³ WEIGHT: C: 281,7 kg W: 210,4 kg
4.	VOLUME: 1,57 m ³ WEIGHT: C: 367,3 kg W: 195,9 kg
INFO:	ASSEMBLING NEEDED
DO NOT USE OUTDOOR COVER ON CONCRETE TABLE TOPS!	



		CONCRETE			
		CG			
		1. DINING	2. LOW DINING	3. HIGH LOUNGE	4. LOW LOUNGE
CON.	CG	CNX 3214 BBCG 11.729,-	CNX 3214 LDBBCG 11.154,-	CNX 3214 HLBBCG 10.292,-	CNX 3214 LLBBCG 9.889,-
	WUM	CNX 3214 CBCGWUM 12.994,-	CNX 3214 LDCBCGWUM 12.419,-	CNX 3214 HLCBCGWUM 11.557,-	CNX 3214 LLCBCGWUM 11.154,-
CERAMIC	BS	CNX 3214 CBCGBS 13.339,-	CNX 3214 LDCBCGBS 12.764,-	CNX 3214 HLCBCGBS 11.902,-	CNX 3214 LLCBCGBS 11.499,-
	CD	CNX 3214 CBCGCD 13.569,-	CNX 3214 LDCBCGCD 12.994,-	CNX 3214 HLCBCGCD 12.132,-	CNX 3214 LLCBCGCD 11.729,-
	CL	CNX 3214 CBCGCL 13.569,-	CNX 3214 LDCBCGCL 12.994,-	CNX 3214 HLCBCGCL 12.132,-	CNX 3214 LLCBCGCL 11.729,-
	PG	CNX 3214 CBCGPG 12.994,-	CNX 3214 LDCBCGPG 12.419,-	CNX 3214 HLCBCGPG 11.557,-	CNX 3214 LLCBCGPG 11.154,-
	TS	CNX 3214 CBCGTS 13.569,-	CNX 3214 LDCBCGTS 12.994,-	CNX 3214 HLCBCGTS 12.132,-	CNX 3214 LLCBCGTS 11.729,-
	TM	CNX 3214 CBCGTM 13.569,-	CNX 3214 LDCBCGTM 12.994,-	CNX 3214 HLCBCGTM 12.132,-	CNX 3214 LLCBCGTM 11.729,-
	NM	CNX 3214 CBCGNM 14.374,-	CNX 3214 LDCBCGNM 13.799,-	CNX 3214 HLCBCGNM 12.937,-	CNX 3214 LLCBCGNM 12.534,-
	ZUM	CNX 3214 CBCGZUM 12.994,-	CNX 3214 LDCBCGZUM 12.419,-	CNX 3214 HLCBCGZUM 11.557,-	CNX 3214 LLCBCGZUM 11.154,-

SQUIRCLE TABLE	
REF:	CNX 150V...
VOLUME:	1,92 m ³
WEIGHT:	CG: 179 kg C: 132 kg
INFO:	ASSEMBLING NEEDED
DO NOT USE OUTDOOR COVER ON CONCRETE TABLE TOPS!	



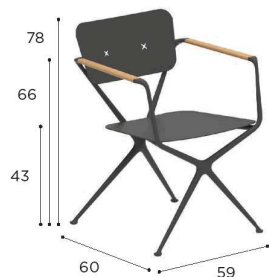
		DINING
		CONCRETE
		CG
CON.	CG	CNX 150V BBCG 6.669,-
	WUM	CNX 150V CBCGWUM 7.244,-
CERAMIC	BS	CNX 150V CBCGBS 7.474,-
	CD	CNX 150V CBCGCD 7.589,-
	CL	CNX 150V CBCGCL 7.589,-
	PG	CNX 150V CBCGPG 7.244,-
	TS	CNX 150V CBCGTS 7.589,-
	TM	CNX 150V CBCGTM 7.589,-
	NM	CNX 150V CBCGNM 7.934,-
	ZUM	CNX 150V CBCGZUM 7.244,-

EXES

Design by Kris Van Puyvelde



DINING CHAIR	
REF:	EXS 55...
VOLUME:	0,3 m ³
WEIGHT:	8,5 kg
INFO:	ASSEMBLING NEEDED TEAK ARMRESTS FIXING CROSSES IN FRAME COLOUR



	COATED ALUMINIUM				
	WR	PB	S	BR	A
	EXS 55 WR	EXS 55 PB	EXS 55 S	EXS 55 BR	EXS 55 A
	1.218,-	1.218,-	1.218,-	1.218,-	1.149,-
CUSHIONS					
PIL EXS 55 BED... (BACK)					
CAT. A	196,-				
CAT. B	235,-				
CAT. C	274,-				
PIL EXS 55 SED... (SEAT)					
CAT. A	213,-				
CAT. B	256,-				
CAT. C	298,-				
OPTIONAL TEAK FIXING CROSSES (SET) FOR BACKREST CUSHION					
	PIL EXS FCW				
	114,-				

 = STANDARD CROSSES IN FRAME COLOUR (SET)

 = OPTIONAL TEAK CROSSES (SET)

LOW CHAIR	
REF:	EXS 77...
VOLUME:	0,42 m ³
WEIGHT:	9 kg
INFO:	ASSEMBLING NEEDED TEAK ARMRESTS FIXING CROSSES IN FRAME COLOUR



	COATED ALUMINIUM				
	WR	PB	S	BR	A
	EXS 77 WR	EXS 77 PB	EXS 77 S	EXS 77 BR	EXS 77 A
	1.954,-	1.954,-	1.954,-	1.954,-	1.839,-
CUSHIONS					
PIL EXS 77 BED... (BACK)					
CAT. A	213,-				
CAT. B	256,-				
CAT. C	298,-				
PIL EXS 77 SED... (SEAT)					
CAT. A	225,-				
CAT. B	270,-				
CAT. C	314,-				
OPTIONAL TEAK FIXING CROSSES (SET) FOR BACKREST CUSHION					
	PIL EXS FCW				
	114,-				

 = STANDARD CROSSES IN FRAME COLOUR (SET)

 = OPTIONAL TEAK CROSSES (SET)

EXES SPECIFICATIONS

ROUND TABLE	
REF:	EXS 120R...
VOLUME:	0,9 m ³
WEIGHT:	C: 42,5 kg W: 29 kg
INFO:	ASSEMBLING NEEDED



		COATED ALUMINIUM					
		WR	PB	S	BR	A	
CERAMIC	WUM	EXS 120R CWRWUM 4.887,-	EXS 120R CPBWUM 4.887,-	EXS 120R CSWUM 4.887,-	EXS 120R CBRWUM 4.887,-	EXS 120R CAWUM 4.714,-	
	BS	EXS 120R CWRBBS 5.002,-	EXS 120R CPBBS 5.002,-	EXS 120R CSBS 5.002,-	EXS 120R CBRBS 5.002,-	EXS 120R CABS 4.829,-	
	CD	EXS 120R CWRCD 5.117,-	EXS 120R CPBCD 5.117,-	EXS 120R CSCD 5.117,-	EXS 120R CBRCD 5.117,-	EXS 120R CACD 4.944,-	
	TR	EXS 120R CWRTR 4.887,-	EXS 120R CPBTR 4.887,-	EXS 120R CSTR 4.887,-	EXS 120R CBRTR 4.887,-	EXS 120R CATR 4.714,-	
	CL	EXS 120R CWRCL 5.117,-	EXS 120R CPBCL 5.117,-	EXS 120R CSCL 5.117,-	EXS 120R CBRCL 5.117,-	EXS 120R CACL 4.944,-	
	PG	EXS 120R CWRPG 4.887,-	EXS 120R CPBPG 4.887,-	EXS 120R CSPG 4.887,-	EXS 120R CBRPG 4.887,-	EXS 120R CAPG 4.714,-	
	TS	EXS 120R CWRTS 5.117,-	EXS 120R CPBTS 5.117,-	EXS 120R CSTS 5.117,-	EXS 120R CBRTS 5.117,-	EXS 120R CATS 4.944,-	
	TM	EXS 120R CWRTM 5.117,-	EXS 120R CPBTM 5.117,-	EXS 120R CSTM 5.117,-	EXS 120R CBRTM 5.117,-	EXS 120R CATM 4.944,-	
	NM	EXS 120R CWRNM 5.462,-	EXS 120R CPBNM 5.462,-	EXS 120R CSNM 5.462,-	EXS 120R CBRNM 5.462,-	EXS 120R CANM 5.289,-	
	ZUM	EXS 120R CWRZUM 4.887,-	EXS 120R CPBZUM 4.887,-	EXS 120R CSZUM 4.887,-	EXS 120R CBRZUM 4.887,-	EXS 120R CAZUM 4.714,-	
	TEAK	W	EXS 120R WWR 4.657,-	EXS 120R WPB 4.657,-	EXS 120R WS 4.657,-	EXS 120R WBR 4.657,-	EXS 120R WA 4.484,-

ROUND TABLE	
REF:	EXS 160R...
VOLUME:	0,99 m ³
WEIGHT:	C: 69 kg W: 42,5 kg
INFO:	ASSEMBLING NEEDED



		COATED ALUMINIUM					
		WR	PB	S	BR	A	
CERAMIC	WUM	EXS 160R CWRWUM 6.784,-	EXS 160R CPBWUM 6.784,-	EXS 160R CSWUM 6.784,-	EXS 160R CBRWUM 6.784,-	EXS 160R CAWUM 6.554,-	
	BS	EXS 160R CWRBBS 7.014,-	EXS 160R CPBBS 7.014,-	EXS 160R CSBS 7.014,-	EXS 160R CBRBS 7.014,-	EXS 160R CABS 6.784,-	
	CD	EXS 160R CWRCD 7.129,-	EXS 160R CPBCD 7.129,-	EXS 160R CSCD 7.129,-	EXS 160R CBRCD 7.129,-	EXS 160R CACD 6.899,-	
	CL	EXS 160R CWRCL 7.129,-	EXS 160R CPBCL 7.129,-	EXS 160R CSCL 7.129,-	EXS 160R CBRCL 7.129,-	EXS 160R CACL 6.899,-	
	PG	EXS 160R CWRPG 6.784,-	EXS 160R CPBPG 6.784,-	EXS 160R CSPG 6.784,-	EXS 160R CBRPG 6.784,-	EXS 160R CAPG 6.554,-	
	TS	EXS 160R CWRTS 7.129,-	EXS 160R CPBTS 7.129,-	EXS 160R CSTS 7.129,-	EXS 160R CBRTS 7.129,-	EXS 160R CATS 6.899,-	
	TM	EXS 160R CWRTM 7.129,-	EXS 160R CPBTM 7.129,-	EXS 160R CSTM 7.129,-	EXS 160R CBRTM 7.129,-	EXS 160R CATM 6.899,-	
	NM	EXS 160R CWRNM 7.359,-	EXS 160R CPBNM 7.359,-	EXS 160R CSNM 7.359,-	EXS 160R CBRNM 7.359,-	EXS 160R CANM 7.129,-	
	ZUM	EXS 160R CWRZUM 6.784,-	EXS 160R CPBZUM 6.784,-	EXS 160R CSZUM 6.784,-	EXS 160R CBRZUM 6.784,-	EXS 160R CAZUM 6.554,-	
	TEAK	W	EXS 160R WWR 6.439,-	EXS 160R WPB 6.439,-	EXS 160R WS 6.439,-	EXS 160R WBR 6.439,-	EXS 160R WA 6.209,-

OVAL TABLE	
REF:	EXS 220...
VOLUME:	0,39 m ³
WEIGHT:	C: 86,5 kg W: 67,5 kg
INFO:	ASSEMBLING NEEDED



		COATED ALUMINIUM					
		WR	PB	S	BR	A	
CERAMIC	WUM	EXS 220 CWRWUM 7.129,-	EXS 220 CPBWUM 7.129,-	EXS 220 CSWUM 7.129,-	EXS 220 CBRWUM 7.129,-	EXS 220 CAWUM 6.899,-	
	BS	EXS 220 CWRBS 7.359,-	EXS 220 CPBBS 7.359,-	EXS 220 CSBS 7.359,-	EXS 220 CBRBS 7.359,-	EXS 220 CABS 7.129,-	
	CD	EXS 220 CWRCD 7.589,-	EXS 220 CPBCD 7.589,-	EXS 220 CSCD 7.589,-	EXS 220 CBRCD 7.589,-	EXS 220 CACD 7.359,-	
	TR	EXS 220 CWRTR 7.129,-	EXS 220 CPBTR 7.129,-	EXS 220 CSTR 7.129,-	EXS 220 CBRTR 7.129,-	EXS 220 CATR 6.899,-	
	CL	EXS 220 CWRCL 7.589,-	EXS 220 CPBCL 7.589,-	EXS 220 CSCL 7.589,-	EXS 220 CBRCL 7.589,-	EXS 220 CACL 7.359,-	
	PG	EXS 220 CWRPG 7.129,-	EXS 220 CPBPG 7.129,-	EXS 220 CSPG 7.129,-	EXS 220 CBRPG 7.129,-	EXS 220 CAPG 6.899,-	
	TS	EXS 220 CWRTS 7.589,-	EXS 220 CPBTS 7.589,-	EXS 220 CSTS 7.589,-	EXS 220 CBRTS 7.589,-	EXS 220 CATS 7.359,-	
	TM	EXS 220 CWRTM 7.589,-	EXS 220 CPBTM 7.589,-	EXS 220 CSTM 7.589,-	EXS 220 CBRTM 7.589,-	EXS 220 CATM 7.359,-	
	NM	EXS 220 CWRNM 8.279,-	EXS 220 CPBNM 8.279,-	EXS 220 CSNM 8.279,-	EXS 220 CBRNM 8.279,-	EXS 220 CANM 8.049,-	
	ZUM	EXS 220 CWRZUM 7.129,-	EXS 220 CPBZUM 7.129,-	EXS 220 CSZUM 7.129,-	EXS 220 CBRZUM 7.129,-	EXS 220 CAZUM 6.899,-	
	TEAK	W	EXS 220 WWR 8.279,-	EXS 220 WPB 8.279,-	EXS 220 WS 8.279,-	EXS 220 WBR 8.279,-	EXS 220 WA 8.049,-

OVAL TABLE	
REF:	EXS 300...
VOLUME:	0,48 m ³
WEIGHT:	C: 113 kg W: 91,5 kg
INFO:	ASSEMBLING NEEDED



		COATED ALUMINIUM					
		WR	PB	S	BR	A	
CERAMIC	WUM	EXS 300 CWRWUM 8.854,-	EXS 300 CPBWUM 8.854,-	EXS 300 CSWUM 8.854,-	EXS 300 CBRWUM 8.854,-	EXS 300 CAWUM 8.624,-	
	BS	EXS 300 CWRBS 9.199,-	EXS 300 CPBBS 9.199,-	EXS 300 CSBS 9.199,-	EXS 300 CBRBS 9.199,-	EXS 300 CABS 8.969,-	
	CD	EXS 300 CWRCD 9.429,-	EXS 300 CPBCD 9.429,-	EXS 300 CSCD 9.429,-	EXS 300 CBRCD 9.429,-	EXS 300 CACD 9.199,-	
	TR	EXS 300 CWRTR 8.854,-	EXS 300 CPBTR 8.854,-	EXS 300 CSTR 8.854,-	EXS 300 CBRTR 8.854,-	EXS 300 CATR 8.624,-	
	CL	EXS 300 CWRCL 9.429,-	EXS 300 CPBCL 9.429,-	EXS 300 CSCL 9.429,-	EXS 300 CBRCL 9.429,-	EXS 300 CACL 9.199,-	
	PG	EXS 300 CWRPG 8.854,-	EXS 300 CPBPG 8.854,-	EXS 300 CSPG 8.854,-	EXS 300 CBRPG 8.854,-	EXS 300 CAPG 8.624,-	
	TS	EXS 300 CWRTS 9.429,-	EXS 300 CPBTS 9.429,-	EXS 300 CSTS 9.429,-	EXS 300 CBRTS 9.429,-	EXS 300 CATS 9.199,-	
	TM	EXS 300 CWRTM 9.429,-	EXS 300 CPBTM 9.429,-	EXS 300 CSTM 9.429,-	EXS 300 CBRTM 9.429,-	EXS 300 CATM 9.199,-	
	NM	EXS 300 CWRNM 10.119,-	EXS 300 CPBNM 10.119,-	EXS 300 CSNM 10.119,-	EXS 300 CBRNM 10.119,-	EXS 300 CANM 9.889,-	
	ZUM	EXS 300 CWRZUM 8.854,-	EXS 300 CPBZUM 8.854,-	EXS 300 CSZUM 8.854,-	EXS 300 CBRZUM 8.854,-	EXS 300 CAZUM 8.624,-	
	TEAK	W	EXS 300 WWR 10.234,-	EXS 300 WPB 10.234,-	EXS 300 WS 10.234,-	EXS 300 WBR 10.234,-	EXS 300 WA 10.004,-

EXES SPECIFICATIONS

ELLIPSE TABLE	
REF:	EXS 2513...
VOLUME:	0,67 m ³
WEIGHT:	89 kg
INFO:	ASSEMBLING NEEDED



		COATED ALUMINIUM				
		WR	PB	S	BR	A
CERAMIC	WUM	EXS 2513 CWRWUM 8.509,-	EXS 2513 CPBWUM 8.509,-	EXS 2513 CSWUM 8.509,-	EXS 2513 CBRWUM 8.509,-	EXS 2513 CAWUM 8.279,-
	BS	EXS 2513 CWRBS 8.739,-	EXS 2513 CPBBS 8.739,-	EXS 2513 CSBS 8.739,-	EXS 2513 CBRBS 8.739,-	EXS 2513 CABS 8.509,-
	CD	EXS 2513 CWRCD 8.969,-	EXS 2513 CPBCD 8.969,-	EXS 2513 CSCD 8.969,-	EXS 2513 CBRCD 8.969,-	EXS 2513 CACD 8.739,-
	PG	EXS 2513 CWRPG 8.509,-	EXS 2513 CPBPG 8.509,-	EXS 2513 CSPG 8.509,-	EXS 2513 CBRPG 8.509,-	EXS 2513 CAPG 8.279,-
	CL	EXS 2513 CWRCL 8.969,-	EXS 2513 CPBCL 8.969,-	EXS 2513 CSCL 8.969,-	EXS 2513 CBRCL 8.969,-	EXS 2513 CACL 8.739,-
	TS	EXS 2513 CWRTS 8.969,-	EXS 2513 CPBTS 8.969,-	EXS 2513 CSTS 8.969,-	EXS 2513 CBRTS 8.969,-	EXS 2513 CATS 8.739,-
	TM	EXS 2513 CWRTM 8.969,-	EXS 2513 CPBTM 8.969,-	EXS 2513 CSTM 8.969,-	EXS 2513 CBRTM 8.969,-	EXS 2513 CATM 8.739,-
	NM	EXS 2513 CWRNM 9.659,-	EXS 2513 CPBNM 9.659,-	EXS 2513 CSNM 9.659,-	EXS 2513 CBRNM 9.659,-	EXS 2513 CANM 9.429,-
	ZUM	EXS 2513 CWRZUM 8.509,-	EXS 2513 CPBZUM 8.509,-	EXS 2513 CSZUM 8.509,-	EXS 2513 CBRZUM 8.509,-	EXS 2513 CAZUM 8.279,-

ELLIPSE TABLE	
REF:	EXS 3214...
VOLUME:	0,48 m ³
WEIGHT:	120 kg
INFO:	ASSEMBLING NEEDED



		COATED ALUMINIUM				
		WR	PB	S	BR	A
CERAMIC	WUM	EXS 3214 CWRWUM 9.084,-	EXS 3214 CPBWUM 9.084,-	EXS 3214 CSWUM 9.084,-	EXS 3214 CBRWUM 9.084,-	EXS 3214 CAWUM 8.854,-
	BS	EXS 3214 CWRBS 9.429,-	EXS 3214 CPBBS 9.429,-	EXS 3214 CSBS 9.429,-	EXS 3214 CBRBS 9.429,-	EXS 3214 CABS 9.199,-
	CD	EXS 3214 CWRCD 9.659,-	EXS 3214 CPBCD 9.659,-	EXS 3214 CSCD 9.659,-	EXS 3214 CBRCD 9.659,-	EXS 3214 CACD 9.429,-
	CL	EXS 3214 CWRCL 9.659,-	EXS 3214 CPBCL 9.659,-	EXS 3214 CSCL 9.659,-	EXS 3214 CBRCL 9.659,-	EXS 3214 CACL 9.429,-
	PG	EXS 3214 CWRPG 9.084,-	EXS 3214 CPBPG 9.084,-	EXS 3214 CSPG 9.084,-	EXS 3214 CBRPG 9.084,-	EXS 3214 CAPG 8.854,-
	TS	EXS 3214 CWRTS 9.659,-	EXS 3214 CPBTS 9.659,-	EXS 3214 CSTS 9.659,-	EXS 3214 CBRTS 9.659,-	EXS 3214 CATS 9.429,-
	TM	EXS 3214 CWRTM 9.659,-	EXS 3214 CPBTM 9.659,-	EXS 3214 CSTM 9.659,-	EXS 3214 CBRTM 9.659,-	EXS 3214 CATM 9.429,-
	NM	EXS 3214 CWRNM 10.464,-	EXS 3214 CPBNM 10.464,-	EXS 3214 CSNM 10.464,-	EXS 3214 CBRNM 10.464,-	EXS 3214 CANM 10.234,-
	ZUM	EXS 3214 CWRZUM 9.084,-	EXS 3214 CPBZUM 9.084,-	EXS 3214 CSZUM 9.084,-	EXS 3214 CBRZUM 9.084,-	EXS 3214 CAZUM 8.854,-

FOLIA

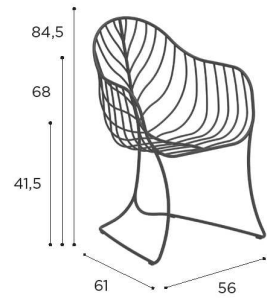
Design by Kris Van Puyvelde

STANDARD / ON REQUEST

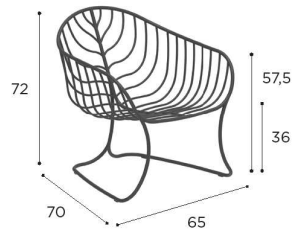


FOLIA SPECIFICATIONS

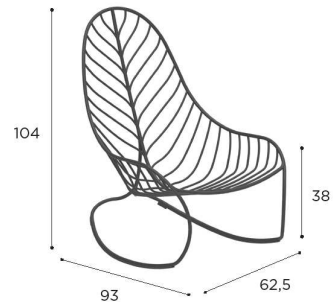
DINING CHAIR	
REF:	FOL 55...
VOLUME:	0,21 m ³
WEIGHT:	6,6 kg



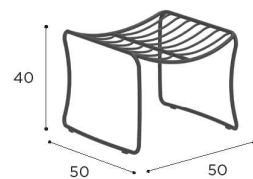
LOW CHAIR	
REF:	FOL 77...
VOLUME:	0,35 m ³
WEIGHT:	8,5 kg



ROCKING CHAIR	
REF:	FOL R...
VOLUME:	0,88 m ³
WEIGHT:	13,4 kg



FOOTREST	
REF:	FOL F...
VOLUME:	0,12 m ³
WEIGHT:	5 kg



	COATED STAINLESS STEEL					
	WR	PB	OL	S	BR	A
	FOL 55 WR	FOL 55 PB	FOL 55 OL	FOL 55 S	FOL 55 BR	FOL 55 A
	1.057,-	1.057,-	1.057,-	1.057,-	1.057,-	988,-
	CUSHIONS					
	PIL FOL 55 SED... (SEAT)					
CAT. A	179,-					
CAT. B	214,-					
CAT. C	250,-					
	PIL FOL 55 BED... (BACK)					
CAT. A	161,-					
CAT. B	194,-					
CAT. C	226,-					

	COATED STAINLESS STEEL					
	WR	PB	OL	S	BR	A
	FOL 77 WR	FOL 77 PB	FOL 77 OL	FOL 77 S	FOL 77 BR	FOL 77 A
	1.494,-	1.494,-	1.494,-	1.494,-	1.494,-	1.379,-
	CUSHIONS					
	PIL FOL 77 SED... (SEAT)					
CAT. A	225,-					
CAT. B	270,-					
CAT. C	314,-					
	PIL FOL 77 BED... (BACK)					
CAT. A	190,-					
CAT. B	228,-					
CAT. C	266,-					

	COATED STAINLESS STEEL					
	WR	PB	OL	S	BR	A
	FOL R WR	FOL R PB	FOL R OL	FOL R S	FOL R BR	FOL R A
	2.242,-	2.242,-	2.242,-	2.242,-	2.242,-	2.127,-
	CUSHIONS					
	PIL FOL RC...					
CAT. A	627,-					
CAT. B	753,-					
CAT. C	878,-					

	COATED STAINLESS STEEL					
	WR	PB	OL	S	BR	A
	FOL F WR	FOL F PB	FOL F OL	FOL F S	FOL F BR	FOL F A
	597,-	597,-	597,-	597,-	597,-	540,-
	CUSHIONS					
	PIL FOL FC ...					
CAT. A	225,-					
CAT. B	270,-					
CAT. C	314,-					

JIVE

Design by Kris Van Puyvelde

STANDARD / ON REQUEST



JIVE SPECIFICATIONS

DINING CHAIR	
REF:	JIV 55W...
VOLUME:	0,21 m ³
WEIGHT:	6,6 kg



COATED ALUMINIUM + TEAK											
WR	W	PB	W	OL	W	S	W	BR	W	A	W
JIV 55 WWR	JIV 55 WPB	JIV 55 WOL	JIV 55 WS	JIV 55 WBR	JIV 55 WA						
1.333,-	1.333,-	1.333,-	1.333,-	1.333,-	1.264,-						
CUSHIONS											
PIL JIV 55 ALED... (SEAT + BACK)											
CAT. A											455,-
CAT. B											546,-
CAT. C											636,-
PIL JIV 55 ASED... (SEAT)											
CAT. A											133,-
CAT. B											159,-
CAT. C											186,-
PIL JIV 55 BED... (BACK)											
CAT. A											173,-
CAT. B											207,-
CAT. C											242,-

DINING CHAIR	
REF:	JIV 55...
VOLUME:	0,21 m ³
WEIGHT:	6,6 kg

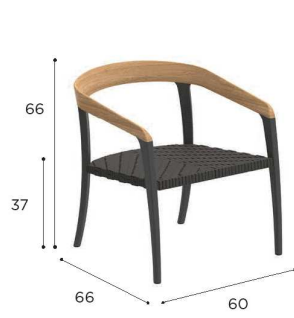


COATED ALUMINIUM						
WR	PB	OL	S	BR	A	
JIV 55 WR	JIV 55 PB	JIV 55 OL	JIV 55 S	JIV 55 BR	JIV 55 A	
1.161,-	1.161,-	1.161,-	1.161,-	1.161,-	1.092,-	
CUSHIONS						
PIL JIV 55 ALED... (SEAT + BACK)						
CAT. A						455,-
CAT. B						546,-
CAT. C						636,-
PIL JIV 55 ASED... (SEAT)						
CAT. A						133,-
CAT. B						159,-
CAT. C						186,-
PIL JIV 55 BED... (BACK)						
CAT. A						173,-
CAT. B						207,-
CAT. C						242,-

DINING CHAIR	
REF:	JIV 55WG...
VOLUME:	0,21 m ³
WEIGHT:	6,6 kg



LOW CHAIR	
REF:	JIV 77WG...
VOLUME:	0,28 m ³
WEIGHT:	7,4 kg



		COATED ALUMINIUM + TEAK			
		BR	W	A	W
OLEFIN		JIV 55 WGBR		JIV 55 WGA	
		1.506,-		1.437,-	
		CUSHIONS			
		PIL JIV 55 LED... (SEAT + BACK)			
CAT. A		455,-			
CAT. B		546,-			
CAT. C		636,-			
		PIL JIV 55 SED... (SEAT)			
CAT. A		133,-			
CAT. B		159,-			
CAT. C		186,-			
		PIL JIV 55 BED... (BACK)			
CAT. A		173,-			
CAT. B		207,-			
CAT. C		242,-			

		COATED ALUMINIUM + TEAK			
		BR	W	A	W
OLEFIN		JIV 77 WGBR		JIV 77 WGA	
		1.897,-		1.782,-	
		CUSHIONS			
		PIL JIV 77 SED... (SEAT)			
CAT. A		179,-			
CAT. B		214,-			
CAT. C		250,-			
		PIL JIV 77 BED... (BACK)			
CAT. A		173,-			
CAT. B		207,-			
CAT. C		242,-			

MOZAIX LOUNGE

Design by Kris Van Puyvelde




MOZAIX LOUNGE STANDARD FABRICS

ALL OTHER FABRICS & COLOURS AVAILABLE ON REQUEST PP. 375-380


NATURAL GREY DOT
REF: NGD - CAT. B




NATURAL SILVER DOT
REF: NSD - CAT. B



NATURAL LINEN DOT
REF: NLD - CAT. B



NATURAL WHITE DOT
REF: NWD - CAT. B



LOUNGE ELEMENT 125	
REF:	MZX 125...
VOLUME:	0,14 m ³
WEIGHT:	27 kg
INFO:	4 LEGS INCLUDED ASSEMBLING NEEDED




MAHOGANY OILED TEAK	TEAK
MHOT	W
MZX 125 MHOTFR	MZX 125 WFR
1.954,-	3.162,-

LOUNGE ELEMENT 150	
REF:	MZX 150...
VOLUME:	0,16 m ³
WEIGHT:	32 kg
INFO:	4 LEGS INCLUDED ASSEMBLING NEEDED



MAHOGANY OILED TEAK	TEAK
MHOT	W
MZX 150 MHOTFR	MZX 150 WFR
2.242,-	3.737,-

LOUNGE ELEMENT 200	
REF:	MZX 200...
VOLUME:	0,22 m ³
WEIGHT:	42 kg
INFO:	5 LEGS INCLUDED ASSEMBLING NEEDED



MAHOGANY OILED TEAK	TEAK
MHOT	W
MZX 200 MHOTFR	MZX 200 WFR
2.817,-	4.599,-

LOUNGE ELEMENT 225	
REF:	MZX 225...
VOLUME:	0,24 m ³
WEIGHT:	47 kg
INFO:	5 LEGS INCLUDED ASSEMBLING NEEDED



MAHOGANY OILED TEAK	TEAK
MHOT	W
MZX 225 MHOTFR	MZX 225 WFR
3.219,-	5.117,-

MOZAIX LOUNGE SPECIFICATIONS

LOUNGE ELEMENT 100	
REF:	MZX 100...
VOLUME:	0,09 m ³
WEIGHT:	16 kg
INFO:	4 LEGS INCLUDED ASSEMBLING NEEDED




COATED ALUMINIUM				
WR	PB	S	BR	A
MZX 100 WR	MZX 100 PB	MZX 100 S	MZX 100 BR	MZX 100 A
1.805,-	1.805,-	1.805,-	1.667,-	1.805,-

LOUNGE ELEMENT 145	
REF:	MZX 145...
VOLUME:	0,12 m ³
WEIGHT:	22 kg
INFO:	4 LEGS INCLUDED ASSEMBLING NEEDED




COATED ALUMINIUM				
WR	PB	S	BR	A
MZX 145 WR	MZX 145 PB	MZX 145 S	MZX 145 BR	MZX 145 A
2.322,-	2.322,-	2.322,-	2.184,-	2.322,-

LOUNGE ELEMENT 195	
REF:	MZX 195...
VOLUME:	0,16 m ³
WEIGHT:	28 kg
INFO:	5 LEGS INCLUDED ASSEMBLING NEEDED



COATED ALUMINIUM				
WR	PB	S	BR	A
MZX 195 WR	MZX 195 PB	MZX 195 S	MZX 195 BR	MZX 195 A
2.989,-	2.989,-	2.989,-	2.817,-	2.989,-

LOUNGE ELEMENT 220	
REF:	MZX 220...
VOLUME:	0,18 m ³
WEIGHT:	31 kg
INFO:	5 LEGS INCLUDED ASSEMBLING NEEDED



COATED ALUMINIUM				
WR	PB	S	BR	A
MZX 220 WR	MZX 220 PB	MZX 220 S	MZX 220 BR	MZX 220 A
3.334,-	3.334,-	3.334,-	3.162,-	3.334,-

SEAT CUSHIONS	
SEAT 75 x 75	
PIL MZX 33 UED...	
STAND.	903.-
CAT. A	800.-
CAT. B	960.-
CAT. C	1.119.-
SEAT 100 x 100	
PIL MZX 44 UED...	
STAND.	1.524.-
CAT. A	1.352.-
CAT. B	1.622.-
CAT. C	1.892.-
SEAT 100 x 75	
PIL MZX 43 UED...	
STAND.	1.185.-
CAT. A	1.053.-
CAT. B	1.263.-
CAT. C	1.474.-
SEAT 125 x 125	
PIL MZX 55 UED...	
STAND.	2.197.-
CAT. A	1.950.-
CAT. B	2.340.-
CAT. C	2.729.-
SEAT 150 x 75	
PIL MZX 63 UED...	
STAND.	1.760.-
CAT. A	1.559.-
CAT. B	1.870.-
CAT. C	2.182.-
SEAT 150 x 100	
PIL MZX 64 UED...	
STAND.	2.197.-
CAT. A	1.950.-
CAT. B	2.340.-
CAT. C	2.729.-
SEAT 225 x 75	
PIL MZX 93 UED...	
STAND.	2.617.-
CAT. A	2.318.-
CAT. B	2.781.-
CAT. C	3.245.-
SEAT 225 x 100	
PIL MZX 94 UED...	
STAND.	3.209.-
CAT. A	2.847.-
CAT. B	3.416.-
CAT. C	3.985.-

BACK CUSHIONS	
BACK 75 x 65 (HIGH)	
PIL MZX 31VH UED...	
STAND.	1.288.-
CAT. A	1.145.-
CAT. B	1.374.-
CAT. C	1.602.-
BACK 75 x 40 (LOW)	
PIL MZX 31VL UED...	
STAND.	1.162.-
CAT. A	1.030.-
CAT. B	1.236.-
CAT. C	1.441.-
BACK 100 x 65 (HIGH)	
PIL MZX 41VH UED...	
STAND.	1.421.-
CAT. A	1.260.-
CAT. B	1.512.-
CAT. C	1.763.-
BACK 100 x 40 (LOW)	
PIL MZX 41VL UED...	
STAND.	1.288.-
CAT. A	1.145.-
CAT. B	1.374.-
CAT. C	1.602.-

COMFORT CUSHIONS	
COMFORT CUSHION 60 x 40	
PIL MZX 60P...	
STAND.	242.-
CAT. A	213.-
CAT. B	256.-
CAT. C	298.-
COMFORT CUSHION 75 x 40	
PIL MZX 75P...	
STAND.	288.-
CAT. A	253.-
CAT. B	304.-
CAT. C	355.-
COMFORT CUSHION 85 x 40	
PIL MZX 85P...	
STAND.	317.-
CAT. A	282.-
CAT. B	339.-
CAT. C	395.-
COMFORT CUSHION 100 x 40	
PIL MZX 100P...	
STAND.	357.-
CAT. A	317.-
CAT. B	380.-
CAT. C	443.-



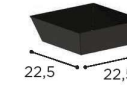
MOZAIX LOUNGE SPECIFICATIONS

MOZAIX SIDE TABLE	
REF:	MZX ST040BR...
VOLUME:	0,075 m ³
WEIGHT:	2,85 kg
INFO:	ASSEMBLING NEEDED

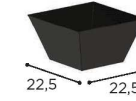


COATED ALUMINIUM
BR
MZX ST 040 BR
459,-

MOZAIX PLANTER	
REF:	MZX PLBR...
VOLUME:	0,0034 m ³
WEIGHT:	0,25 kg



	COATED ALUMINIUM
	BR
DEPTH 7 CM	MZX PL 07 BR 80,-
DEPTH 12 CM	MZX PL 12 BR 91,-




MOZAIX LAMP SMALL	
REF:	RPY TMBRBR...
VOLUME:	0,067 m ³
WEIGHT:	2,35 kg
INFO:	SOLAR POWERED



COATED STAINLESS STEEL + FIBRE
BR
RPY TM BR BR
632,-

MOZAIX TILES	
REF:	MZX TILE...
VOLUME:	0,0015 m ³
WEIGHT:	0,77 kg



ENAMELED LAVA STONE	MO	MZX TILE MO 103,-
	LA	MZX TILE LA 103,-
	JA	MZX TILE JA 103,-
	PE	MZX TILE PE 103,-
	SL	MZX TILE SL 103,-
WOOD	DU	MZX TILE DU 103,-
	MHOT	MZX TILE MHOT 80,-
	W	MZX TILE W 114,-

MOZAIX LAMP BIG	
REF:	RPY PMUBRBR...
VOLUME:	0,9 m ³
WEIGHT:	7 kg
INFO:	SOLAR POWERED ASSEMBLING NEEDED

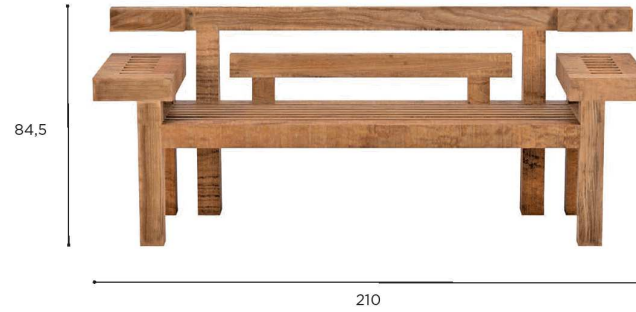


COATED STAINLESS STEEL + FIBRE
BR
RPY PMU BR BR
1.322,-



NARA SPECIFICATIONS

GARDEN BENCH	
REF:	NAR 210
VOLUME:	1,1 m ³
WEIGHT:	80,4 kg
INFO:	ASSEMBLING NEEDED



	TEAK
	W
	NAR 210
	7.474,-
	CUSHIONS
	PIL NAR 210RS...
CAT. A	620,-
CAT. B	745,-

GARDEN BENCH	
REF:	NAR 265
VOLUME:	1,33 m ³
WEIGHT:	92,1 kg
INFO:	ASSEMBLING NEEDED

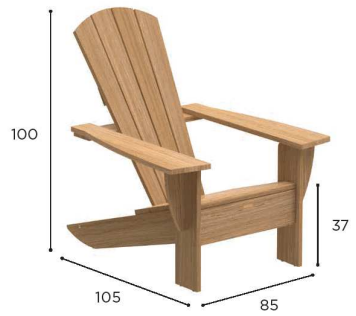


	TEAK
	W
	NAR 265
	8.854,-
	CUSHIONS
	PIL NAR 265RS...
CAT. A	840,-
CAT. B	1.008,-



NEW ENGLAND SPECIFICATIONS

LOUNGE CHAIR	
REF:	NEH 85TK
VOLUME:	0,19 m ³
WEIGHT:	24 kg
INFO:	ASSEMBLING NEEDED



	TEAK
	W
	NEH 85 TK
	2.242,-
	CUSHIONS
	PIL NEH... (HEAD)
CAT. A	98,-
CAT. B	118,-
CAT. C	137,-
	PIL NE85... (SEAT)
CAT. A	184,-
CAT. B	221,-
CAT. C	258,-
	PIL NE85H... (SEAT & BACK & HEAD)
CAT. A	409,-
CAT. B	490,-
CAT. C	572,-
	OPTIONAL WHEELSET
	NE WTK
	114,-

FOOTREST	
REF:	NE 56TK
VOLUME:	0,02 m ³
WEIGHT:	11 kg
INFO:	ASSEMBLING NEEDED



	TEAK
	W
	NE 56 TK
	896,-

NINIX

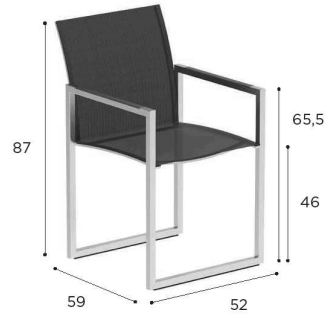
Design by Kris Van Puyvelde

STANDARD / ON REQUEST

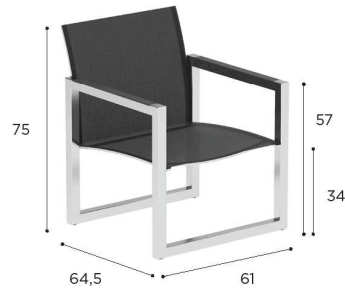


NINIX SPECIFICATIONS

DINING CHAIR	
REF:	NNX 55T...
VOLUME:	0,29 m ³
WEIGHT:	10 kg
INFO:	OPTIONAL TEAK ARMRESTS BRONZE FRAME INCLUDES OILED TEAK ARMRESTS



LOW CHAIR	
REF:	NNX 77T...
VOLUME:	0,33 m ³
WEIGHT:	12 kg
INFO:	OPTIONAL TEAK ARMRESTS BRONZE FRAME INCLUDES OILED TEAK ARMRESTS



FOOTREST	
REF:	NNX FT...
VOLUME:	0,14 m ³
WEIGHT:	9 kg

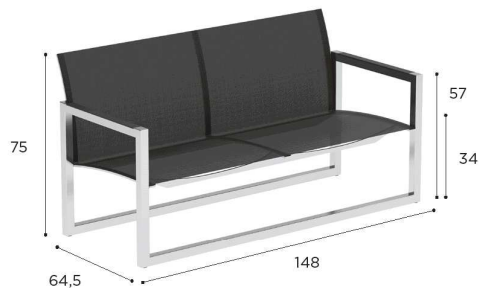


		BRUSHED STAINLESS STEEL	ELECTROPOLISHED STAINLESS STEEL	COATED STAINLESS STEEL			
		SS	EP	W	S	BR	A
BATYLINE	WU	NNX 55 TWU 1.034,-	NNX 55 TEPWU 1.149,-	NNX 55 TWWU 1.034,-			
	CAU	NNX 55 TCAU 1.034,-	NNX 55 TEPCAU 1.149,-				
	PG				NNX 55 TSPG 1.034,-		
	ZU	NNX 55 TZU 1.034,-	NNX 55 TEPZU 1.149,-				NNX 55 TAZU 1.034,-
	GRP					NNX 55 TBRGRP 1.034,-	
				NNX 55T ARWSET (TEAK ARMRESTS)			
				35,-			
				CUSHIONS			
				PIL NNX55T ... (SEAT + BACK)			
CAT. A							150,-
CAT. B							180,-
CAT. C							210,-

		BRUSHED STAINLESS STEEL	ELECTROPOLISHED STAINLESS STEEL	COATED STAINLESS STEEL			
		SS	EP	W	S	BR	A
BATYLINE	WU	NNX 77 TWU 1.448,-	NNX 77 TEPWU 1.678,-	NNX 77 TWWU 1.448,-			
	CAU	NNX 77 TCAU 1.448,-	NNX 77 TEPCAU 1.678,-				
	PG				NNX 77 TSPG 1.448,-		
	ZU	NNX 77 TZU 1.448,-	NNX 77 TEPZU 1.678,-				NNX 77 TAZU 1.448,-
	GRP					NNX 77 TBRGRP 1.448,-	
				NNX 77T ARWSET (TEAK ARMRESTS)			
				58,-			
				CUSHIONS			
				PIL NNX77T ... (SEAT + BACK)			
CAT. A							173,-
CAT. B							207,-
CAT. C							242,-

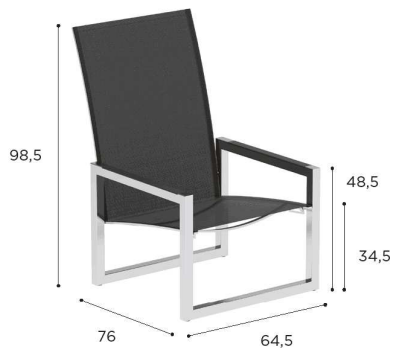
		BRUSHED STAINLESS STEEL	ELECTROPOLISHED STAINLESS STEEL	COATED STAINLESS STEEL			
		SS	EP	W	S	BR	A
BATYLINE	WU	NNX F TWU 666,-	NNX F TEPWU 781,-	NNX F TWWU 666,-			
	CAU	NNX F TCAU 666,-	NNX F TEPCAU 781,-				
	PG				NNX F TSPG 666,-		
	ZU	NNX F TZU 666,-	NNX F TEPZU 781,-				NNX F TAZU 666,-
	GRP					NNX F TBRGRP 666,-	

LOW BENCH	
REF:	NNX 154T...
VOLUME:	0,81 m ³
WEIGHT:	27 kg
INFO:	OPTIONAL TEAK ARMRESTS BRONZE FRAME INCLUDES OILED TEAK ARMRESTS



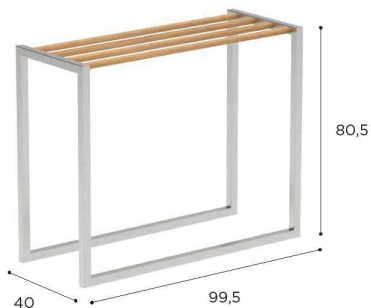
		BRUSHED STAINLESS STEEL	ELECTROPOLISHED STAINLESS STEEL	COATED STAINLESS STEEL			
		SS	EP	W	S	BR	A
BATYLINE	WU	NNX 154 TWU 2.299,-	NNX 154 TEPWU 2.702,-	NNX 154 TWWU 2.299,-			
	CAU	NNX 154 TCAU 2.299,-	NNX 154 TEPCAU 2.702,-				
	PG				NNX 154 TSPG 2.299,-		
	ZU	NNX 154 TZU 2.299,-	NNX 154 TEPZU 2.702,-				NNX 154 TAZU 2.299,-
	GRP					NNX 154 TBRGRP 2.299,-	
				NNX 154T ARWSET (TEAK ARMRESTS)			
				58,-			
				CUSHIONS			
				PIL NNX154T ... (SEAT + BACK)			
CAT. A				357,-			
CAT. B				428,-			
CAT. C				500,-			

RELAX CHAIR	
REF:	NNX 60T...
VOLUME:	0,5 m ³
WEIGHT:	12,5 kg
INFO:	HEADCUSHION INCLUDED OPTIONAL TEAK ARMRESTS BRONZE FRAME INCLUDES OILED TEAK ARMRESTS RECLINER WHEELS



		BRUSHED STAINLESS STEEL	ELECTROPOLISHED STAINLESS STEEL	COATED STAINLESS STEEL			
		SS	EP	W	S	BR	A
BATYLINE	WU	NNX 60 TWU 1.897,-	NNX 60 TEPWU 2.184,-	NNX 60 TWWU 1.897,-			
	CAU	NNX 60 TCAU 1.897,-	NNX 60 TEPCAU 2.184,-				
	PG				NNX 60 TSPG 1.897,-		
	ZU	NNX 60 TZU 1.897,-	NNX 60 TEPZU 2.184,-				NNX 60 TAZU 1.897,-
	GRP					NNX 60 TBRGRP 1.897,-	
				NNX 60T ARWSET (TEAK ARMRESTS)			
				58,-			
				CUSHIONS			
				PIL NNX60T ... (SEAT + BACK)			
CAT. A				190,-			
CAT. B				228,-			
CAT. C				268,-			

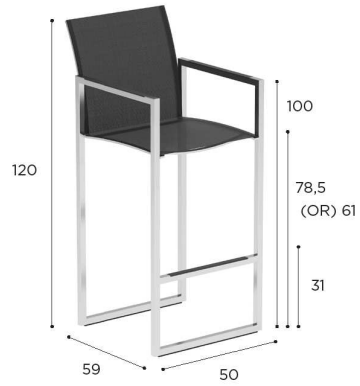
TOWEL RACK	
REF:	NNX TR...
VOLUME:	0,35 m ³
WEIGHT:	9 kg



		BRUSHED STAINLESS STEEL	ELECTROPOLISHED STAINLESS STEEL	COATED STAINLESS STEEL			
		SS	EP	W	S	BR	A
TEAK	W	NNX TR 919,-	NNX TR EP 977,-	NNX TR W 977,-	NNX TR S 977,-	NNX TR BR 977,-	NNX TR A 919,-

NINIX SPECIFICATIONS

BAR CHAIR	
REF:	NNX 43T..
VOLUME:	0,29 m ³
WEIGHT:	11,8 kg
INFO:	OPTIONAL TEAK ARMRESTS BRONZE FRAME INCLUDES OILED TEAK ARMRESTS LOWERED FRAME ON REQUEST



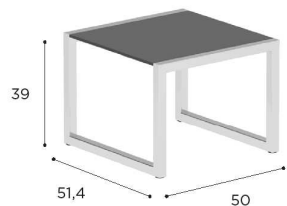
LOUNGER	
REF:	NNX 195T..
VOLUME:	0,69 m ³
WEIGHT:	25 kg
INFO:	HEADCUSHION INCLUDED OPTIONAL TEAK ARMRESTS BRONZE FRAME INCLUDES OILED TEAK ARMRESTS PNEUMATIC RECLINER WHEELS



		BRUSHED STAINLESS STEEL	ELECTROPOLISHED STAINLESS STEEL	COATED STAINLESS STEEL			
		SS	EP	W	S	BR	A
BATYLINE	WU	NNX 43 TWU 1.207,-	NNX 43 TEPWU 1.345,-	NNX 43 TWWU 1.207,-			
	CAU	NNX 43 TCAU 1.207,-	NNX 43 TEPCAU 1.345,-				
	PG				NNX 43 TSPG 1.207,-		
	ZU	NNX 43 TZU 1.207,-	NNX 43 TEPZU 1.345,-				NNX 43 TAZU 1.207,-
	GRP					NNX 43 TBRGRP 1.207,-	
				NNX 43T ARWSET (TEAK ARMRESTS)			
				35,-			
				CUSHIONS			
				PIL NNX55T ... (SEAT + BACK)			
CAT. A							150,-
CAT. B							180,-
CAT. C							210,-
				LOWERED FRAME (SURCHARGE)			
							115,-

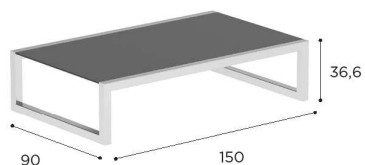
		BRUSHED STAINLESS STEEL	ELECTROPOLISHED STAINLESS STEEL	COATED STAINLESS STEEL			
		SS	EP	W	S	BR	A
BATYLINE	WU	NNX 195 TWU 2.702,-	NNX 195 TEPWU 3.162,-	NNX 195 TWWU 2.702,-			
	CAU	NNX 195 TCAU 2.702,-	NNX 195 TEPCAU 3.162,-				
	PG				NNX 195 TSPG 2.702,-		
	ZU	NNX 195 TZU 2.702,-	NNX 195 TEPZU 3.162,-				NNX 195 TAZU 2.702,-
	GRP					NNX 195 TBRGRP 2.702,-	
				NNX 195T ARWSET (TEAK ARMRESTS)			
				58,-			
				CUSHIONS			
				PIL NNX195T ...			
CAT. A							455,-
CAT. B							546,-
CAT. C							636,-

SIDE TABLE	
REF:	NNX 50...
VOLUME:	0,13 m ³
WEIGHT:	C: 10 kg W: 7,5 kg



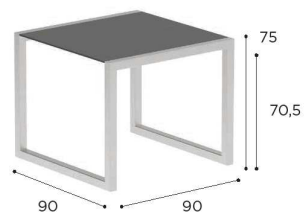
		BRUSHED STAINLESS STEEL	ELECTROPOLISHED STAINLESS STEEL	COATED STAINLESS STEEL			
		SS	EP	W	S	BR	A
CERAMIC	WU	NNX 50 CWU 896,-	NNX 50 CEPWU 1.011,-	NNX 50 CWWU 896,-			
	CD	NNX 50 CCD 1.149,-	NNX 50 CEPCD 1.264,-	NNX 50 CWCD 1.149,-	NNX 50 CSCD 1.149,-	NNX 50 CBRCD 1.149,-	NNX 50 CACD 1.149,-
	CL	NNX 50 CCL 1.149,-	NNX 50 CEPCL 1.264,-	NNX 50 CWCL 1.149,-	NNX 50 CSCCL 1.149,-	NNX 50 CBRCL 1.149,-	NNX 50 CACL 1.149,-
	TG	NNX 50 CTG 839,-	NNX 50 CEPTG 954,-				
	PG				NNX 50 CSPG 896,-		
	TS	NNX 50 CTS 1.149,-	NNX 50 CEPTS 1.264,-	NNX 50 CWTS 1.149,-	NNX 50 CSTS 1.149,-	NNX 50 CBRTS 1.149,-	NNX 50 CATS 1.149,-
	TM	NNX 50 CTM 1.149,-	NNX 50 CEPTM 1.264,-	NNX 50 CWTM 1.149,-	NNX 50 CSTM 1.149,-	NNX 50 CBRTM 1.149,-	NNX 50 CATM 1.149,-
	NM	NNX 50 CNM 1.264,-	NNX 50 CEPNM 1.379,-			NNX 50 CBRNM 1.264,-	NNX 50 CANM 1.264,-
	ZU	NNX 50 CZU 896,-	NNX 50 CEPZU 1.011,-				NNX 50 CAZU 896,-
	TEAK	W	NNX 50 804,-	NNX 50 EP 919,-	NNX 50 WW 804,-	NNX 50 WS 804,-	NNX 50 WBR 804,-

LOW SIDE TABLE	
REF:	NNX 150T...
VOLUME:	0,55 m ³
WEIGHT:	C: 48 kg W: 33 kg



		BRUSHED STAINLESS STEEL	ELECTROPOLISHED STAINLESS STEEL	COATED ALUMINIUM			
		SS	EP	W	S	BR	A
CERAMIC	WU	NNX 150T CWU 2.759,-	NNX 150T CEPWU 2.932,-	NNX 150T CWWU 2.621,-			
	CD	NNX 150T CCD 3.392,-	NNX 150T CEPCD 3.564,-	NNX 150T CWCD 3.254,-	NNX 150T CSCD 3.254,-	NNX 150T CBRCD 3.254,-	NNX 150T CACD 3.254,-
	CL	NNX 150T CCL 3.392,-	NNX 150T CEPCL 3.564,-	NNX 150T CWCL 3.254,-	NNX 150T CSCCL 3.254,-	NNX 150T CBRCL 3.254,-	NNX 150T CACL 3.254,-
	TG	NNX 150T CTG 2.587,-	NNX 150T CEPTG 2.759,-				
	PG				NNX 150T CSPG 2.621,-		
	TS	NNX 150T CTS 2.759,-	NNX 150T CEPTS 3.564,-	NNX 150T CWTS 3.254,-	NNX 150T CSTS 3.254,-	NNX 150T CBRTS 3.254,-	NNX 150T CATS 3.254,-
	TM	NNX 150T CTM 3.392,-	NNX 150T CEPTM 3.564,-	NNX 150T CWTM 3.254,-	NNX 150T CSTM 3.254,-	NNX 150T CBRTM 3.254,-	NNX 150T CATM 3.254,-
	NM	NNX 150T CNM 3.794,-	NNX 150T CEPNM 3.967,-			NNX 150T CBRNM 3.656,-	NNX 150T CANM 3.656,-
	ZU	NNX 150T CZU 2.759,-	NNX 150T CEPZU 2.932,-				NNX 150T CAZU 2.621,-
	TEAK	W	NNX 150T 2.529,-	NNX 150T EP 2.702,-	NNX 150T WW 2.391,-	NNX 150T WS 2.391,-	NNX 150T WBR 2.391,-

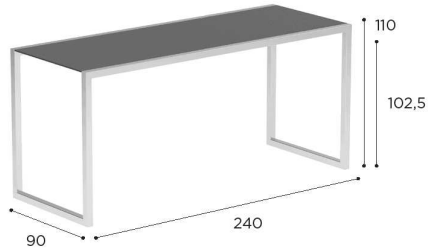
TABLE	
REF:	NNX 90...
VOLUME:	0,64 m ³
WEIGHT:	C: 37 kg W: 29 kg



		BRUSHED STAINLESS STEEL	ELECTROPOLISHED STAINLESS STEEL
		SS	EP
CERAMIC	WU	NNX 90 CWU 2.253,-	NNX 90 CEPWU 2.368,-
	TG	NNX 90 CTG 2.161,-	NNX 90 CEPTG 2.276,-
	ZU	NNX 90 CZU 2.253,-	NNX 90 CEPZU 2.368,-
TEAK	W	NNX 90 2.104,-	NNX 90 EP 2.219,-

NINIX SPECIFICATIONS

BAR TABLE	
REF:	NNX 240H...
VOLUME:	2,32 m ³
WEIGHT:	C: 52,8 kg



LOW SIDE TABLE	
REF:	NNX 90T...
VOLUME:	0,33 m ³
WEIGHT:	C: 32 kg W: 24 kg

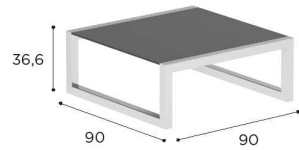
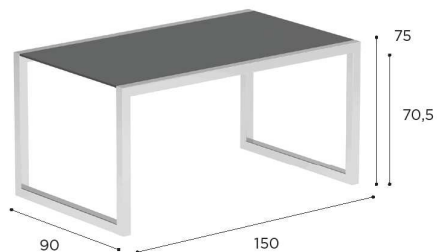


TABLE	
REF:	NNX 150...
VOLUME:	1,02 m ³
WEIGHT:	C: 53 kg W: 38 kg

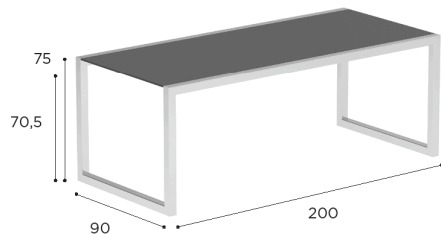


		BRUSHED STAINLESS STEEL	ELECTROPOLISHED STAINLESS STEEL	COATED STAINLESS STEEL			
		SS	EP	W	S	BR	A
CERAMIC	WU	NNX 240H CWU 4.599,-	NNX 240H CEPWU 5.059,-	NNX 240H CWWU 4.599,-			
	CD	NNX 240H CCD 5.864,-	NNX 240H CEPCD 6.324,-	NNX 240H CWCD 5.864,-	NNX 240H CSCD 5.864,-	NNX 240H CBRCD 5.864,-	NNX 240H CACD 5.864,-
	CL	NNX 240H CCL 5.864,-	NNX 240H CEPCL 6.324,-	NNX 240H CWCL 5.864,-	NNX 240H CSCCL 5.864,-	NNX 240H CBRCL 5.864,-	NNX 240H CACL 5.864,-
	TG	NNX 240H CTG 4.139,-	NNX 240H CEPTG 4.599,-				
	PG				NNX 240H CSPG 4.599,-		
	TS	NNX 240H CTS 5.864,-	NNX 240H CEPTS 6.324,-	NNX 240H CWTS 5.864,-	NNX 240H CSTS 5.864,-	NNX 240H CBRTS 5.864,-	NNX 240H CATS 5.864,-
	TM	NNX 240H CTM 5.864,-	NNX 240H CEPTM 6.324,-	NNX 240H CWTM 5.864,-	NNX 240H CSTM 5.864,-	NNX 240H CBRTM 5.864,-	NNX 240H CATM 5.864,-
	NM	NNX 240H CNM 6.324,-	NNX 240H CEPNM 6.784,-			NNX 240H CBRNM 6.324,-	NNX 240H CANM 6.324,-
	ZU	NNX 240H CZU 4.599,-	NNX 240H CEPZU 5.059,-				NNX 240H CAZU 4.599,-
	TEAK	W	NNX 240H W 4.599,-	NNX 240H WEP 5.059,-	NNX 240H WW 4.599,-	NNX 240H WS 4.599,-	NNX 240H WBR 4.599,-

		BRUSHED STAINLESS STEEL	ELECTROPOLISHED STAINLESS STEEL	COATED ALUMINIUM			
		SS	EP	W	S	BR	A
CERAMIC	WU	NNX 90T CWU 1.989,-	NNX 90T CEPWU 2.104,-	NNX 90T CWWU 1.874,-			
	CD	NNX 90T CCD 2.472,-	NNX 90T CEPCD 2.587,-	NNX 90T CWCD 2.357,-	NNX 90T CSCD 2.357,-	NNX 90T CBRCD 2.357,-	NNX 90T CACD 2.357,-
	CL	NNX 90T CCL 2.472,-	NNX 90T CEPCL 2.587,-	NNX 90T CWCL 2.357,-	NNX 90T CSCCL 2.357,-	NNX 90T CBRCL 2.357,-	NNX 90T CACL 2.357,-
	TG	NNX 90T CTG 1.897,-	NNX 90T CEPTG 2.012,-				
	PG				NNX 90T CSPG 1.989,-		
	TS	NNX 90T CTS 2.472,-	NNX 90T CEPTS 2.587,-	NNX 90T CWTS 2.357,-	NNX 90T CSTS 2.357,-	NNX 90T CBRTS 2.357,-	NNX 90T CATS 2.357,-
	TM	NNX 90T CTM 2.472,-	NNX 90T CEPTM 2.587,-	NNX 90T CWTM 2.357,-	NNX 90T CSTM 2.357,-	NNX 90T CBRTM 2.357,-	NNX 90T CATM 2.357,-
	NM	NNX 90T CNM 2.702,-	NNX 90T CEPNM 2.817,-			NNX 90T CBRNM 2.587,-	NNX 90T CANM 2.587,-
	ZU	NNX 90T CZU 1.989,-	NNX 90T CEPZU 2.104,-				NNX 90T CAZU 1.874,-
	TEAK	W	NNX 90T 1.839,-	NNX 90T EP 1.954,-	NNX 90T WW 1.724,-	NNX 90T WS 1.724,-	NNX 90T WBR 1.724,-

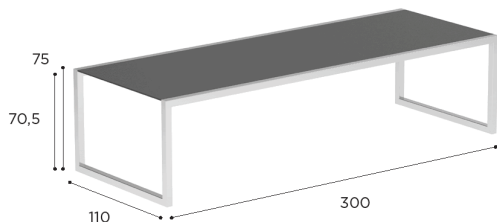
		BRUSHED STAINLESS STEEL	ELECTROPOLISHED STAINLESS STEEL
		SS	EP
CERAMIC	WU	NNX 150 CWU 3.162,-	NNX 150 CEPWU 3.334,-
	TG	NNX 150 CTG 2.989,-	NNX 150 CEPTG 3.162,-
	ZU	NNX 150 CZU 3.162,-	NNX 150 CEPZU 3.334,-
TEAK	W	NNX 150 2.932,-	NNX 150 EP 3.104,-

TABLE	
REF:	NNX 200...
VOLUME:	1,43 m ³
WEIGHT:	C: 66 kg W: 52 kg



		BRUSHED STAINLESS STEEL	ELECTROPOLISHED STAINLESS STEEL	COATED STAINLESS STEEL			
		SS	EP	W	S	BR	A
CERAMIC	WU	NNX 200 CWU 4.024,-	NNX 200 CEPWU 4.369,-	NNX 200 CWWU 4.024,-			
	CD	NNX 200 CCD 5.059,-	NNX 200 CEPCD 5.404,-	NNX 200 CWCD 5.059,-	NNX 200 CSCD 5.059,-	NNX 200 CBRCD 5.059,-	NNX 200 CACD 5.059,-
	CL	NNX 200 CCL 5.059,-	NNX 200 CEPCL 5.404,-	NNX 200 CWCL 5.059,-	NNX 200 CSCL 5.059,-	NNX 200 CBRCL 5.059,-	NNX 200 CACL 5.059,-
	TG	NNX 200 CTG 3.679,-	NNX 200 CEPTG 4.024,-				
	PG				NNX 200 CSPG 4.024,-		
	TS	NNX 200 CTS 5.059,-	NNX 200 CEPTS 5.404,-	NNX 200 CWTS 5.059,-	NNX 200 CSTS 5.059,-	NNX 200 CBRTS 5.059,-	NNX 200 CATS 5.059,-
	TM	NNX 200 CTM 5.059,-	NNX 200 CEPTM 5.404,-	NNX 200 CWTM 5.059,-	NNX 200 CSTM 5.059,-	NNX 200 CBRTM 5.059,-	NNX 200 CATM 5.059,-
	NM	NNX 200 CNM 5.404,-	NNX 200 CEPNM 5.749,-			NNX 200 CBRNM 5.404,-	NNX 200 CANM 5.404,-
	ZU	NNX 200 CZU 4.024,-	NNX 200 CEPZU 4.369,-				NNX 200 CAZU 4.024,-
	TEAK	W	NNX 200 W 4.254,-	NNX 200 WEP 4.599,-	NNX 200 WW 4.254,-	NNX 200 WS 4.254,-	NNX 200 WBR 4.254,-

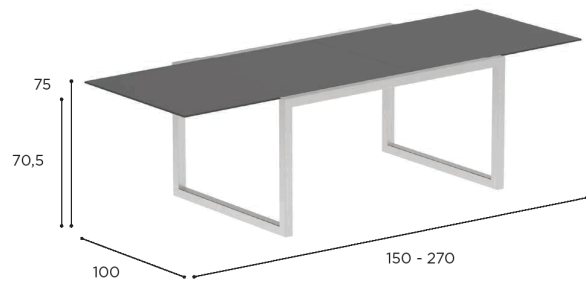
TABLE	
REF:	NNX 300...
VOLUME:	2,25 m ³
WEIGHT:	C: 143 kg



		BRUSHED STAINLESS STEEL	ELECTROPOLISHED STAINLESS STEEL	COATED STAINLESS STEEL			
		SS	EP	W	S	BR	A
CERAMIC	WU	NNX 300 CWU 6.899,-	NNX 300 CEPWU 7.589,-	NNX 300 CWWU 6.899,-			
	CD	NNX 300 CCD 8.394,-	NNX 300 CEPCD 9.084,-	NNX 300 CWCD 8.394,-	NNX 300 CSCD 8.394,-	NNX 300 CBRCD 8.394,-	NNX 300 CACD 8.394,-
	CL	NNX 300 CCL 8.394,-	NNX 300 CEPCL 9.084,-	NNX 300 CWCL 8.394,-	NNX 300 CSCL 8.394,-	NNX 300 CBRCL 8.394,-	NNX 300 CACL 8.394,-
	TG	NNX 300 CTG 6.324,-	NNX 300 CEPTG 7.014,-				
	PG				NNX 300 CSPG 6.899,-		
	TS	NNX 300 CTS 8.394,-	NNX 300 CEPTS 9.084,-	NNX 300 CWTS 8.394,-	NNX 300 CSTS 8.394,-	NNX 300 CBRTS 8.394,-	NNX 300 CATS 8.394,-
	TM	NNX 300 CTM 8.394,-	NNX 300 CEPTM 9.084,-	NNX 300 CWTM 8.394,-	NNX 300 CSTM 8.394,-	NNX 300 CBRTM 8.394,-	NNX 300 CATM 8.394,-
	NM	NNX 300 CNM 9.199,-	NNX 300 CEPNM 9.889,-			NNX 300 CBRNM 9.199,-	NNX 300 CANM 9.199,-
	ZU	NNX 300 CZU 6.899,-	NNX 300 CEPZU 7.589,-				NNX 300 CAZU 6.899,-
	TEAK	W	NNX 300 W 6.669,-	NNX 300 WEP 7.359,-	NNX 300 WW 6.669,-	NNX 300 WS 6.669,-	NNX 300 WBR 6.669,-

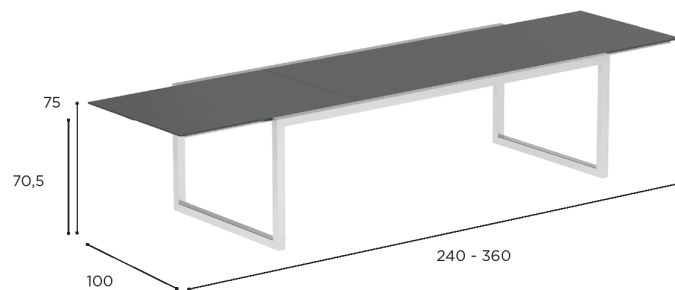
NINIX SPECIFICATIONS

EXTENDABLE TABLE	
REF:	NNX 270...
VOLUME:	1,02 m ³
WEIGHT:	80 kg
INFO:	EXTENDABLE WHEELS



		BRUSHED STAINLESS STEEL	ELECTROPOLISHED STAINLESS STEEL	COATED STAINLESS STEEL		
		SS	EP	W	S	A
CERAMIC	WU	NNX 270 CWU * 5.979,-	NNX 270 CEPWU * 6.324,-	NNX 270 CWWU * 5.979,-		
	PG				NNX 270 CSPG * 5.979,-	
	ZU	NNX 270 CZU * 5.979,-	NNX 270 CEPZU * 6.324,-			NNX 270 CAZU * 5.979,-

EXTENDABLE TABLE	
REF:	NNX 360...
VOLUME:	1,92 m ³
WEIGHT:	C: 132 kg W: 83 kg
INFO:	EXTENDABLE WHEELS



		BRUSHED STAINLESS STEEL	ELECTROPOLISHED STAINLESS STEEL	COATED STAINLESS STEEL		
		SS	EP	W	S	A
TEAK	WU	NNX 360 CWU 8.624,-	NNX 360 CEPWU 9.257,-	NNX 360 CWWU 8.624,-		
	PG				NNX 360 CSPG 8.624,-	
	ZU	NNX 360 CZU 8.624,-	NNX 360 CEPZU 9.257,-			NNX 360 CAZU 8.624,-
	W	NNX 360 6.784,-	NNX 360 EP 7.704,-	NNX 360 WW 6.784,-	NNX 360 WS 6.784,-	NNX 360 WA 6.784,-



NINIX LOUNGE STANDARD FABRICS

ALL OTHER FABRICS & COLOURS AVAILABLE ON REQUEST PP. 375-380


NATURAL GREY DOT
REF: NGD - CAT. B




NATURAL SILVER DOT
REF: NSD - CAT. B



NATURAL LINEN DOT
REF: NLD - CAT. B

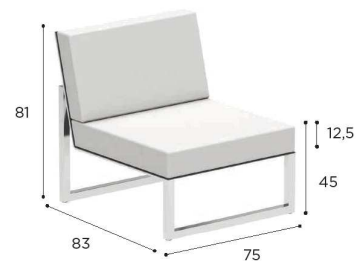


NATURAL WHITE DOT
REF: NWD - CAT. B



NINIX LOUNGE SPECIFICATIONS

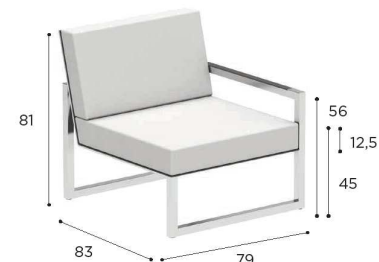
ONE SEATER MODULAR ELEMENT	
REF:	NNXL 80T...
VOLUME:	0,55 m ³
WEIGHT:	21,3 kg



RIGHT CORNER MODULAR ELEMENT	
REF:	NNXL 80RT...
VOLUME:	0,55 m ³
WEIGHT:	23,4 kg
INFO:	OPTIONAL TEAK ARMRESTS BRONZE FRAME INCLUDES OILED TEAK ARMRESTS



LEFT CORNER MODULAR ELEMENT	
REF:	NNXL 80LT...
VOLUME:	0,55 m ³
WEIGHT:	23,4 kg
INFO:	OPTIONAL TEAK ARMRESTS BRONZE FRAME INCLUDES OILED TEAK ARMRESTS



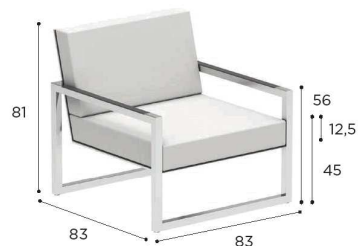
		BRUSHED STAINLESS STEEL	ELECTROPOLISHED STAINLESS STEEL	COATED ALUMINIUM			
		SS	EP	W	S	BR	A
BATYLINE	WU	NNXL 80 TWU 1.782,-	NNXL 80 TEPWU 2.012,-	NNXL 80 TWWU 1.552,-			
	CAU	NNXL 80 TCAU 1.782,-	NNXL 80 TEPCAU 2.012,-		NNXL 80 TSPG 1.552,-		
	PG						
	ZU	NNXL 80 TZU 1.782,-	NNXL 80 TEPZU 2.012,-				NNXL 80 TAZU 1.552,-
	GRP					NNXL 80 TBRGRP 1.552,-	
CUSHIONS SEE OPTIONS ON P. 78							

		BRUSHED STAINLESS STEEL	ELECTROPOLISHED STAINLESS STEEL	COATED ALUMINIUM			
		SS	EP	W	S	BR	A
BATYLINE	WU	NNXL 80 RTWU 1.954,-	NNXL 80 RTEPWU 2.184,-	NNXL 80 RTWWU 1.724,-			
	CAU	NNXL 80 RTCAU 1.954,-	NNXL 80 RTEPCAU 2.184,-		NNXL 80 RTSPG 1.724,-		
	PG						
	ZU	NNXL 80 RTZU 1.954,-	NNXL 80 RTEPZU 2.184,-				NNXL 80 RTAZU 1.724,-
	GRP					NNXL 80 RTBRGRP 1.724,-	
NNXL 80 T ARWSET (TEAK ARMRESTS) 41,-							
CUSHIONS SEE OPTIONS ON P. 78							


		BRUSHED STAINLESS STEEL	ELECTROPOLISHED STAINLESS STEEL	COATED ALUMINIUM			
		SS	EP	W	S	BR	A
BATYLINE	WU	NNXL 80 LTWU 1.954,-	NNXL 80 LTEPWU 2.184,-	NNXL 80 LTWWU 1.724,-			
	CAU	NNXL 80 LTCAU 1.954,-	NNXL 80 LTEPCAU 2.184,-		NNXL 80 LTSPG 1.724,-		
	PG						
	ZU	NNXL 80 LTZU 1.954,-	NNXL 80 LTEPZU 2.184,-				NNXL 80 LTAZU 1.724,-
	GRP					NNXL 80 LTBRGRP 1.724,-	
NNXL 80 T ARWSET (TEAK ARMRESTS) 41,-							
CUSHIONS SEE OPTIONS ON P. 78							

		CUSHIONS FOR NNXL80 / NNXL80L / NNXL80R / NNXL100T	
		NORMAL BACK CUSHION PIL NNXL 80 ED... (2 pcs)	SOFT BACK CUSHION PIL NNXL 80 EDS... (2 pcs)
STAND.		943,-	943,-
CAT. A		834,-	834,-
CAT. B		1.001,-	1.001,-
CAT. C		1.168,-	1.168,-

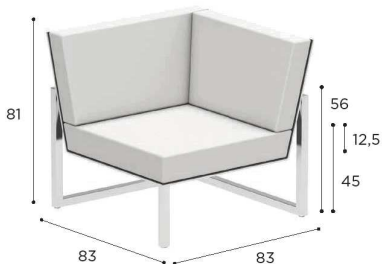
ONE SEATER MODULAR ELEMENT	
REF:	NNXL 100T...
VOLUME:	0,55 m ³
WEIGHT:	25,7 kg
INFO:	OPTIONAL TEAK ARMRESTS BRONZE FRAME INCLUDES OILED TEAK ARMRESTS



FOOTREST MODULAR ELEMENT	
REF:	NNXL 80FT...
VOLUME:	0,17 m ³
WEIGHT:	14,9 kg



CORNER MODULAR ELEMENT	
REF:	NNXL 80CT...
VOLUME:	0,55 m ³
WEIGHT:	29,4 kg



		BRUSHED STAINLESS STEEL	ELECTROPOLISHED STAINLESS STEEL	COATED ALUMINIUM			
		SS	EP	W	S	BR	A
BATYLINE	WU	NNXL 100 TWU 2.184,-	NNXL 100 TEPWU 2.529,-	NNXL 100 TWWU 1.839,-			
	CAU	NNXL 100 TCAU 2.184,-	NNXL 100 TEPCAU 2.529,-				
	PG				NNXL 100 TSPG 1.839,-		
	ZU	NNXL 100 TZU 2.184,-	NNXL 100 TEPZU 2.529,-				NNXL 100 TAZU 1.839,-
	GRP					NNXL 100 TBRGRP 1.839,-	
NNXL 100 T ARWSET (TEAK ARMRESTS) 81,-							
CUSHIONS SEE OPTIONS ON P. 78							

		BRUSHED STAINLESS STEEL	ELECTROPOLISHED STAINLESS STEEL	COATED ALUMINIUM			
		SS	EP	W	S	BR	A
BATYLINE	WU	NNXL 80 FTWU 1.253,-	NNXL 80 FTEPWU 1.425,-	NNXL 80 FTWWU 1.103,-			
	CAU	NNXL 80 FTCAU 1.253,-	NNXL 80 FTEPCAU 1.425,-				
	PG				NNXL 80 FTSPG 1.103,-		
	ZU	NNXL 80 FTZU 1.253,-	NNXL 80 FTEPZU 1.425,-				NNXL 80 FTAZU 1.103,-
	GRP					NNXL 80 FTBRGRP 1.103,-	
CUSHIONS PIL NNXL 80 F ED... (1 pc)							
STAND.				627,-			
CAT. A				558,-			
CAT. B				670,-			
CAT. C				781,-			


		BRUSHED STAINLESS STEEL	ELECTROPOLISHED STAINLESS STEEL	COATED ALUMINIUM			
		SS	EP	W	S	BR	A
BATYLINE	WU	NNXL 80 CTWU 2.299,-	NNXL 80 CTEPWU 2.644,-	NNXL 80 CTWWU 2.012,-			
	CAU	NNXL 80 CTCAU 2.299,-	NNXL 80 CTEPCAU 2.644,-				
	PG				NNXL 80 CTSPG 2.012,-		
	ZU	NNXL 80 CTZU 2.299,-	NNXL 80 CTEPZU 2.644,-				NNXL 80 CTAZU 2.012,-
	GRP					NNXL 80 CTBRGRP 2.012,-	
CUSHIONS							
				NORMAL BACK CUSHION PIL NNXL 80 C ED... (3 pcs)		SOFT BACK CUSHION PIL NNXL 80 C EDS... (3 pcs)	
STAND.				1.334,-			1.334,-
CAT. A				1.185,-			1.185,-
CAT. B				1.422,-			1.422,-
CAT. C				1.659,-			1.659,-

NINIX LOUNGE SPECIFICATIONS

TWO SEATER MODULAR ELEMENT	
REF:	NNXL 160T...
VOLUME:	1,04 m ³
WEIGHT:	49 kg
INFO:	OPTIONAL TEAK ARMRESTS BRONZE FRAME INCLUDES OILED TEAK ARMRESTS



TWO SEATER MODULAR ELEMENT	
REF:	NNXL 160ZT...
VOLUME:	1,04 m ³
WEIGHT:	44,7 kg



TWO SEATER LEFT MODULAR ELEMENT	
REF:	NNXL 160LT...
VOLUME:	1,04 m ³
WEIGHT:	49 kg
INFO:	OPTIONAL TEAK ARMRESTS BRONZE FRAME INCLUDES OILED TEAK ARMRESTS




		BRUSHED STAINLESS STEEL	ELECTROPOLISHED STAINLESS STEEL	COATED ALUMINIUM			
		SS	EP	W	S	BR	A
BATYLINE	WU	NNXL 160 TWU 3.852,-	NNXL 160 TEPWU 4.427,-	NNXL 160 TWWU 3.541,-			
	CAU	NNXL 160 TCAU 3.852,-	NNXL 160 TEPCAU 4.427,-				
	PG				NNXL 160 TSPG 3.541,-		
	ZU	NNXL 160 TZU 3.852,-	NNXL 160 TEPZU 4.427,-				NNXL 160 TAZU 3.541,-
	GR					NNXL 160 TBRGRP 3.541,-	
NNXL 100 T ARWSET (TEAK ARMRESTS) 81,-							
CUSHIONS SEE OPTIONS ON P. 81							

		BRUSHED STAINLESS STEEL	ELECTROPOLISHED STAINLESS STEEL	COATED ALUMINIUM			
		SS	EP	W	S	BR	A
BATYLINE	WU	NNXL 160Z TWU 3.449,-	NNXL 160Z TEPWU 3.909,-	NNXL 160Z TWWU 3.185,-			
	CAU	NNXL 160Z TCAU 3.449,-	NNXL 160Z TEPCAU 3.909,-				
	PG				NNXL 160Z TSPG 3.185,-		
	ZU	NNXL 160Z TZU 3.449,-	NNXL 160Z TEPZU 3.909,-				NNXL 160Z TAZU 3.185,-
	GR					NNXL 160Z TBRGRP 3.185,-	
CUSHIONS SEE OPTIONS ON P. 81							

		BRUSHED STAINLESS STEEL	ELECTROPOLISHED STAINLESS STEEL	COATED ALUMINIUM			
		SS	EP	W	S	BR	A
BATYLINE	WU	NNXL 160 LTWU 3.622,-	NNXL 160 LTPWU 4.139,-	NNXL 160 LTWWU 3.334,-			
	CAU	NNXL 160 LTCAU 3.622,-	NNXL 160 LTPCAU 4.139,-				
	PG				NNXL 160 LTSPG 3.334,-		
	ZU	NNXL 160 LTZU 3.622,-	NNXL 160 LTPZU 4.139,-				NNXL 160 LTAZU 3.334,-
	GR					NNXL 160 LTBRGRP 3.334,-	
NNXL 80 T ARWSET (TEAK ARMRESTS) 41,-							
CUSHIONS SEE OPTIONS ON P. 81							

TWO SEATER RIGHT MODULAR ELEMENT	
REF:	NNXL 160RT..
VOLUME:	1,04 m ³
WEIGHT:	46,8 kg
INFO:	OPTIONAL TEAK ARMRESTS BRONZE FRAME INCLUDES OILED TEAK ARMRESTS



	BRUSHED STAINLESS STEEL	ELECTROPOLISHED STAINLESS STEEL	COATED ALUMINIUM			
	SS	EP	W	S	BR	A
BATYLINE	WU	NNXL 160 RTWU 3.622,-	NNXL 160 RTEPWU 4.139,-	NNXL 160 RTWWU 3.334,-		
	CAU	NNXL 160 RTCAU 3.622,-	NNXL 160 RTEPCAU 4.139,-			
	PG			NNXL 160 RTSPG 3.334,-		
	ZU	NNXL 160 RTZU 3.622,-	NNXL 160 RTEPZU 4.139,-			NNXL 160 RTAZU 3.334,-
	GRP				NNXL 160 RTBRGRP 3.334,-	
NNXL 80 T ARWSET (TEAK ARMRESTS) 41,-						
CUSHIONS SEE OPTIONS ON P. 81						

	CUSHIONS FOR NNXL160 / NNXL160Z / NNXL160L / NNXL160R	
	NORMAL BACK CUSHION 1x PIL NNXL 160 ED... (3 pcs)	SOFT BACK CUSHION 1x PIL NNXL 160 EDS... (3 pcs)
STAND.	1.679,-	1.679,-
CAT. A	1.490,-	1.490,-
CAT. B	1.788,-	1.788,-
CAT. C	2.085,-	2.085,-
	2x PIL NNXL 80 ED... (4 pcs)	2x PIL NNXL 80 EDS... (4 pcs)
STAND.	1.886,-	1.886,-
CAT. A	1.668,-	1.668,-
CAT. B	2.001,-	2.001,-
CAT. C	2.335,-	2.335,-



NINIX LOUNGE SPECIFICATIONS

THREE SEATER MODULAR ELEMENT	
REF:	NNXL 240T..
VOLUME:	1,54 m ³
WEIGHT:	55 kg
INFO:	OPTIONAL TEAK ARMRESTS BRONZE FRAME INCLUDES OILED TEAK ARMRESTS



THREE SEATER LEFT MODULAR ELEMENT	
REF:	NNXL 240LT..
VOLUME:	1,54 m ³
WEIGHT:	54 kg
INFO:	OPTIONAL TEAK ARMRESTS BRONZE FRAME INCLUDES OILED TEAK ARMRESTS



THREE SEATER RIGHT MODULAR ELEMENT	
REF:	NNXL 240RT..
VOLUME:	1,54 m ³
WEIGHT:	54 kg
INFO:	OPTIONAL TEAK ARMRESTS BRONZE FRAME INCLUDES OILED TEAK ARMRESTS




		BRUSHED STAINLESS STEEL	ELECTROPOLISHED STAINLESS STEEL	COATED ALUMINIUM			
		SS	EP	W	S	BR	A
BATYLINE	WU	NNXL 240 TWU 5.404,-	NNXL 240 TEPWU 6.037,-	NNXL 240 TWWU 4.921,-			
	CAU	NNXL 240 TCAU 5.404,-	NNXL 240 TEPCAU 6.037,-				
	PG				NNXL 240 TSPG 4.921,-		
	ZU	NNXL 240 TZU 5.404,-	NNXL 240 TEPZU 6.037,-				NNXL 240 TAZU 4.921,-
	GRP					NNXL 240 TBRGRP 4.921,-	
NNXL 100 T ARWSET (TEAK ARMRESTS) 81,-							
CUSHIONS SEE OPTIONS ON P. 82							

		BRUSHED STAINLESS STEEL	ELECTROPOLISHED STAINLESS STEEL	COATED ALUMINIUM			
		SS	EP	W	S	BR	A
BATYLINE	WU	NNXL 240 LTWU 5.174,-	NNXL 240 LTPWU 5.749,-	NNXL 240 LTWWU 4.714,-			
	CAU	NNXL 240 LTCAU 5.174,-	NNXL 240 LTPCAU 5.749,-				
	PG				NNXL 240 LTSFG 4.714,-		
	ZU	NNXL 240 LTZU 5.174,-	NNXL 240 LTPZU 5.749,-				NNXL 240 LTAZU 4.714,-
	GRP					NNXL 240 LTBGRGP 4.714,-	
NNXL 80 T ARWSET (TEAK ARMRESTS) 41,-							
CUSHIONS SEE OPTIONS ON P. 82							

		BRUSHED STAINLESS STEEL	ELECTROPOLISHED STAINLESS STEEL	COATED ALUMINIUM			
		SS	EP	W	S	BR	A
BATYLINE	WU	NNXL 240 RTWU 5.174,-	NNXL 240 RTPWU 5.749,-	NNXL 240 RTWWU 4.714,-			
	CAU	NNXL 240 RTCAU 5.174,-	NNXL 240 RTPCAU 5.749,-				
	PG				NNXL 240 RTSFG 4.714,-		
	ZU	NNXL 240 RTZU 5.174,-	NNXL 240 RTPZU 5.749,-				NNXL 240 RTAZU 4.714,-
	GRP					NNXL 240 RTBGRGP 4.714,-	
NNXL 80 T ARWSET (TEAK ARMRESTS) 41,-							
CUSHIONS SEE OPTIONS ON P. 82							

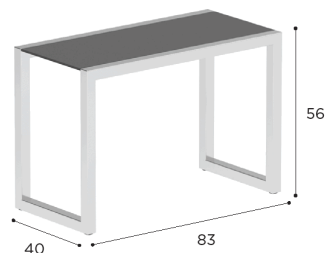
		CUSHIONS FOR NNXL240 / NNXL240L / NNXL240R	
		NORMAL BACK CUSHION	SOFT BACK CUSHION
		1x PIL NNXL 240 ED... (4 pcs)	1x PIL NNXL 240 EDS... (4 pcs)
STAND.		2.461,-	2.461,-
CAT. A		2.180,-	2.180,-
CAT. B		2.616,-	2.616,-
CAT. C		3.051,-	3.051,-
		3x PIL NNXL 80 ED... (6 pcs)	3x PIL NNXL 80 EDS... (6 pcs)
STAND.		2.829,-	2.829,-
CAT. A		2.502,-	2.502,-
CAT. B		3.002,-	3.002,-
CAT. C		3.502,-	3.502,-

LOUNGE TABLE	
REF:	NNXL 40T.
VOLUME:	0,10 m ³
WEIGHT:	12,8 kg



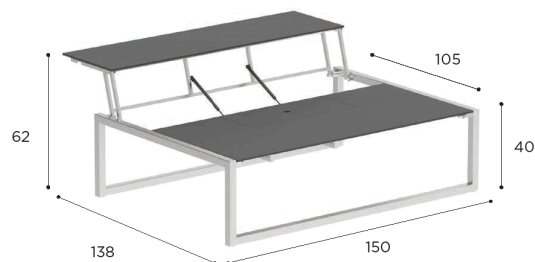
		BRUSHED STAINLESS STEEL	ELECTROPOLISHED STAINLESS STEEL	COATED ALUMINIUM			
		SS	EP	W	S	BR	A
CERAMIC	WU	NNXL 40T CWU 977,-	NNXL 40T CEPWU 1.092,-	NNXL 40T CWWU 977,-			
	CD	NNXL 40T CCD 1.207,-	NNXL 40T CEPCD 1.322,-	NNXL 40T CWCWU 1.207,-	NNXL 40T CSCD 1.207,-	NNXL 40T CBRCD 1.207,-	NNXL 40T CACD 1.207,-
	CL	NNXL 40T CCL 1.207,-	NNXL 40T CEPCL 1.207,-	NNXL 40T CWCL 1.207,-	NNXL 40T CSCWU 1.207,-	NNXL 40T CBRCL 1.207,-	NNXL 40T CACL 1.207,-
	TG	NNXL 40T CTG 919,-	NNXL 40T CEPTG 1.034,-				
	PG				NNXL 40T CSPG 977,-		
	TS	NNXL 40T CTS 1.207,-	NNXL 40T CEPTS 1.322,-	NNXL 40T CWTWU 1.207,-	NNXL 40T CSTS 1.207,-	NNXL 40T CBRTS 1.207,-	NNXL 40T CATS 1.207,-
	TM	NNXL 40T CTM 1.207,-	NNXL 40T CEPTM 1.322,-	NNXL 40T CWTM 1.207,-	NNXL 40T CSTM 1.207,-	NNXL 40T CBRM 1.207,-	NNXL 40T CATM 1.207,-
	ZU	NNXL 40T CZU 977,-	NNXL 40T CEPZU 1.092,-				NNXL 40T CAZU 977,-
	NM	NNXL 40T CNM 1.322,-	NNXL 40T CEPNM 1.437,-			NNXL 40T CBRNM 1.322,-	NNXL 40T CANM 1.322,-
	TEAK	W	NNXL 40T W 977,-	NNXL 40T WEP 1.092,-	NNXL 40T WW 977,-	NNXL 40T WS 977,-	NNXL 40T WBR 977,-

LOUNGE TABLE	
REF:	NNXL 40S.
VOLUME:	0,19 m ³
WEIGHT:	19,5 kg



		BRUSHED STAINLESS STEEL	ELECTROPOLISHED STAINLESS STEEL	COATED ALUMINIUM			
		SS	EP	W	S	BR	A
CERAMIC	WU	NNXL 40S CWU 1.126,-	NNXL 40S CEPWU 1.264,-	NNXL 40S CWWU 1.069,-			
	CD	NNXL 40S CCD 1.356,-	NNXL 40S CEPCD 1.494,-	NNXL 40S CWCWU 1.299,-	NNXL 40S CSCD 1.299,-	NNXL 40S CBRCD 1.299,-	NNXL 40S CACD 1.299,-
	CL	NNXL 40S CCL 1.356,-	NNXL 40S CEPCL 1.494,-	NNXL 40S CWCL 1.299,-	NNXL 40S CSCWU 1.299,-	NNXL 40S CBRCL 1.299,-	NNXL 40S CACL 1.299,-
	TG	NNXL 40S CTG 1.069,-	NNXL 40S CEPTG 1.207,-				
	PG				NNXL 40S CSPG 1.069,-		
	TS	NNXL 40S CTS 1.356,-	NNXL 40S CEPTS 1.494,-	NNXL 40S CWTWU 1.299,-	NNXL 40S CSTS 1.299,-	NNXL 40S CBRTS 1.299,-	NNXL 40S CATS 1.299,-
	TM	NNXL 40S CTM 1.356,-	NNXL 40S CEPTM 1.494,-	NNXL 40S CWTM 1.299,-	NNXL 40S CSTM 1.299,-	NNXL 40S CBRM 1.299,-	NNXL 40S CATM 1.299,-
	ZU	NNXL 40S CZU 1.126,-	NNXL 40S CEPZU 1.264,-				NNXL 40S CAZU 1.069,-
	NM	NNXL 40S CNM 1.471,-	NNXL 40S CEPNM 1.609,-			NNXL 40S CBRNM 1.414,-	NNXL 40S CANM 1.414,-
	TEAK	W	NNXL 40S W 1.126,-	NNXL 40S WEP 1.264,-	NNXL 40S WW 1.069,-	NNXL 40S WS 1.069,-	NNXL 40S WBR 1.069,-

LOUNGE TABLE	
REF:	NNXL 150T.
VOLUME:	0,63 m ³
WEIGHT:	62,3 kg
INFO	PNEUMATIC



		BRUSHED STAINLESS STEEL	ELECTROPOLISHED STAINLESS STEEL	COATED STAINLESS STEEL			
		SS	EP	W	S	BR	A
CERAMIC	WU	NNXL 150T CWU 6.899,-	NNXL 150T CEPWU 7.244,-	NNXL 150T CWWU 6.899,-			
	CD	NNXL 150T CCD 8.049,-	NNXL 150T CEPCD 8.394,-	NNXL 150T CWCWU 8.049,-	NNXL 150T CSCD 8.049,-	NNXL 150T CBRCD 8.049,-	NNXL 150T CACD 8.049,-
	CL	NNXL 150T CCL 8.049,-	NNXL 150T CEPCL 8.394,-	NNXL 150T CWCL 8.049,-	NNXL 150T CSCWU 8.049,-	NNXL 150T CBRCL 8.049,-	NNXL 150T CACL 8.049,-
	TG	NNXL 150T CTG 6.439,-	NNXL 150T CEPTG 6.784,-				
	PG				NNXL 150T CSPG 6.899,-		
	TS	NNXL 150T CTS 8.049,-	NNXL 150T CEPTS 8.394,-	NNXL 150T CWTWU 8.049,-	NNXL 150T CSTS 8.049,-	NNXL 150T CBRTS 8.049,-	NNXL 150T CATS 8.049,-
	TM	NNXL 150T CTM 8.049,-	NNXL 150T CEPTM 8.394,-	NNXL 150T CWTM 8.049,-	NNXL 150T CSTM 8.049,-	NNXL 150T CBRM 8.049,-	NNXL 150T CATM 8.049,-
	ZU	NNXL 150T CZU 6.899,-	NNXL 150T CEPZU 7.244,-				NNXL 150T CAZU 6.899,-
	NM	NNXL 150T CNM 8.509,-	NNXL 150T CEPNM 8.854,-			NNXL 150T CBRNM 8.509,-	NNXL 150T CANM 8.509,-

O-ZON

Design by Kris Van Puyvelde



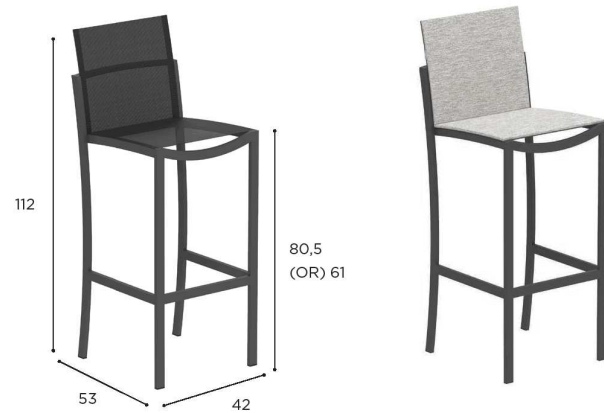
DINING CHAIR	
REF:	OZN 47T...
VOLUME:	0,26 m ³ (4)
WEIGHT:	5,4 kg (1)
INFO:	STACKABLE



ARM CHAIR	
REF:	OZN 55T...
VOLUME:	0,32 m ³ (4)
WEIGHT:	7 kg (1)
INFO:	STACKABLE



BAR CHAIR	
REF:	OZN 43T...
VOLUME:	0,26 m ³
WEIGHT:	8,1 kg
INFO:	LOWERED FRAME ON REQUEST



		BRUSHED STAINLESS STEEL	ELECTROPOLISHED STAINLESS STEEL	COATED ALUMINIUM		
		SS	EP	W	S	A
BATYLINE	WU	OZN 47 TWU 689,-	OZN 47 TEPWU 770,-	OZN 47 TWWU 632,-		
	CAU	OZN 47 TCAU 689,-	OZN 47 TEPCAU 770,-			
	PG				OZN 47 TSPG 632,-	
	ZU	OZN 47 TZU 689,-	OZN 47 TEPZU 770,-	OZN 47 TAZU 574,-		
CUSHIONS						
PIL OZN 47 T ... (SEAT + BACK)						
CAT. A				150,-		
CAT. B				180,-		
CAT. C				210,-		

		BRUSHED STAINLESS STEEL	ELECTROPOLISHED STAINLESS STEEL	COATED ALUMINIUM		
		SS	EP	W	S	A
BATYLINE	WU	OZN 55 TWU 816,-	OZN 55 TEPWU 931,-	OZN 55 TWWU 804,-		
	CAU	OZN 55 TCAU 816,-	OZN 55 TEPCAU 931,-			
	PG				OZN 55 TSPG 804,-	
	ZU	OZN 55 TZU 816,-	OZN 55 TEPZU 931,-	OZN 55 TAZU 747,-		
OZN 55 T ARWSET (TEAK ARMRESTS) 35,-						
CUSHIONS						
PIL OZN 55 T ... (SEAT + BACK)						
CAT. A				161,-		
CAT. B				194,-		
CAT. C				226,-		

		BRUSHED STAINLESS STEEL	ELECTROPOLISHED STAINLESS STEEL	COATED ALUMINIUM		
		SS	EP	W	S	A
BATYLINE	WU	OZN 43 TWU 919,-	OZN 43 TEPWU 1.034,-	OZN 43 TWWU 862,-		
	CAU	OZN 43 TCAU 919,-	OZN 43 TEPCAU 1.034,-			
	PG				OZN 43 TSPG 862,-	
	ZU	OZN 43 TZU 919,-	OZN 43 TEPZU 1.034,-	OZN 43 TAZU 804,-		
CUSHIONS						
PIL OZN 43 T ... (SEAT + BACK)						
CAT. A				138,-		
CAT. B				166,-		
CAT. C				194,-		
LOWERED FRAME (SURCHARGE)						
115,-						

O-ZON SPECIFICATIONS

LOUNGER	
REF:	OZN 195T...
VOLUME:	0,45 m ³ (2)
WEIGHT:	28 kg (1)
INFO:	STACKABLE RECLINER WHEELS HEADCUSHION INCLUDED



		BRUSHED STAINLESS STEEL	ELECTROPOLISHED STAINLESS STEEL	COATED ALUMINIUM		
		S	EP	W	S	A
BATYLINE	WU	OZN 195 TWU 3.219,-	OZN 195 TEPWU 3.564,-	OZN 195 TWWU 3.081,-		
	CAU	OZN 195 TCAU 3.219,-	OZN 195 TEPCAU 3.564,-			
	PG			OZN 195 TSPG 3.081,-		
	ZU	OZN 195 TZU 3.219,-	OZN 195 TEPZU 3.564,-			OZN 195 TAZU 2.980,-
		OZN 195 T ARWSET (TEAK ARMRESTS ASSEMBLED IN FACTORY) 518,-				
		OZN 195 T ARWSET (TEAK ARMRESTS SEND AFTERWARDS) 747,-				
		CUSHIONS PIL OZN 195 T ...				
CAT. A		518,-				
CAT. B		621,-				
CAT. C		725,-				



SIDE TABLE	
REF:	OZN 50...
VOLUME:	0,10 m ³
WEIGHT:	10,4 kg



		BRUSHED STAINLESS STEEL	ELECTROPOLISHED STAINLESS STEEL	COATED ALUMINIUM		
		S	EP	W	S	A
CERAMIC	WUM	OZN 50 CWUM 1.172,-	OZN 50 CEPWUM 1.230,-	OZN 50 CWWUM 1.172,-		
	CD	OZN 50 CCD 1.287,-	OZN 50 CEPCD 1.345,-	OZN 50 CWCD 1.345,-		
	TG	OZN 50 CTG 1.115,-	OZN 50 CEPTG 1.172,-		OZN 50 CSCD 1.345,-	OZN 50 CACD 1.287,-
	PG				OZN 50 CSPG 1.172,-	
	ZUM	OZN 50 CZUM 1.115,-	OZN 50 CEPZUM 1.172,-			OZN 50 CAZUM 1.115,-

ORGANIX LOUNGE

Design by Kris Van Puyvelde

STANDARD / ON REQUEST



ORGANIX LOUNGE STANDARD FABRICS

ALL OTHER FABRICS & COLOURS AVAILABLE ON REQUEST PP. 175-179
CATEGORY A FABRICS FOR ORGANIX LOUNGE ARE ONLY AVAILABLE IN THE FOLLOWING COLOURS: CC, CHL, FL, RO, SL


NATURAL GREY DOT
REF: NGD - CAT. B




NATURAL SILVER DOT
REF: NSD - CAT. B



NATURAL LINEN DOT
REF: NLD - CAT. B

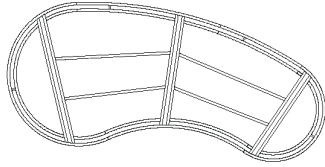


NATURAL WHITE DOT
REF: NWD - CAT. B



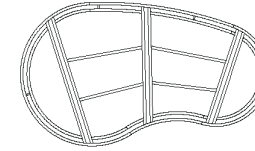
ORGANIX LOUNGE SPECIFICATIONS

LOUNGE ELEMENT	
REF:	OGXL 01...
VOLUME:	0,17 m ³
WEIGHT:	11,3 kg
INFO:	ASSEMBLING NEEDED



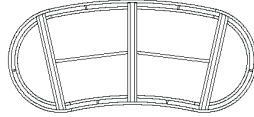
COATED ALUMINIUM		
WR	PB	A
OGXL01 WR	OGXL01 PB	OGXL01 A
2.357,-	2.357,-	2.184,-

LOUNGE ELEMENT	
REF:	OGXL 02...
VOLUME:	0,17 m ³
WEIGHT:	9,6 kg
INFO:	ASSEMBLING NEEDED



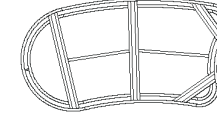
COATED ALUMINIUM		
WR	PB	A
OGXL02 WR	OGXL02 PB	OGXL02 A
2.127,-	2.127,-	1.954,-

LOUNGE ELEMENT	
REF:	OGXL 03...
VOLUME:	0,1 m ³
WEIGHT:	8 kg
INFO:	ASSEMBLING NEEDED



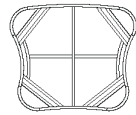
COATED ALUMINIUM		
WR	PB	A
OGXL03 WR	OGXL03 PB	OGXL03 A
2.069,-	2.069,-	1.897,-

LOUNGE ELEMENT	
REF:	OGXL 04...
VOLUME:	0,1 m ³
WEIGHT:	7,6 kg
INFO:	ASSEMBLING NEEDED



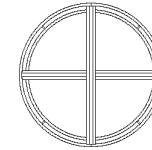
COATED ALUMINIUM		
WR	PB	A
OGXL04 WR	OGXL04 PB	OGXL04 A
2.012,-	2.012,-	1.839,-

LOUNGE ELEMENT	
REF:	OGXL 05...
VOLUME:	0,08 m ³
WEIGHT:	5 kg
INFO:	ASSEMBLING NEEDED



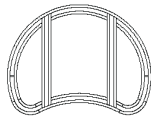
COATED ALUMINIUM		
WR	PB	A
OGXL05 WR	OGXL05 PB	OGXL05 A
2.069,-	2.069,-	1.954,-

LOUNGE ELEMENT	
REF:	OGXL 06...
VOLUME:	0,08 m ³
WEIGHT:	6,2 kg
INFO:	ASSEMBLING NEEDED



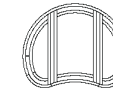
COATED ALUMINIUM		
WR	PB	A
OGXL06 WR	OGXL06 PB	OGXL06 A
1.437,-	1.437,-	1.322,-

LOUNGE ELEMENT	
REF:	OGXL 07...
VOLUME:	0,08 m ³
WEIGHT:	5,2 kg
INFO:	ASSEMBLING NEEDED




COATED ALUMINIUM		
WR	PB	A
OGXL07 WR	OGXL07 PB	OGXL07 A
1.379,-	1.379,-	1.264,-

LOUNGE ELEMENT	
REF:	OGXL 08...
VOLUME:	0,04 m ³
WEIGHT:	4,1 kg
INFO:	ASSEMBLING NEEDED



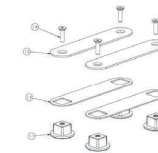
COATED ALUMINIUM		
WR	PB	A
OGXL08 WR	OGXL08 PB	OGXL08 A
1.264,-	1.264,-	1.149,-

LOUNGE ELEMENT	
REF:	OGXL 09...
VOLUME:	0,7 m ³
WEIGHT:	14,5 kg
INFO:	ASSEMBLING NEEDED



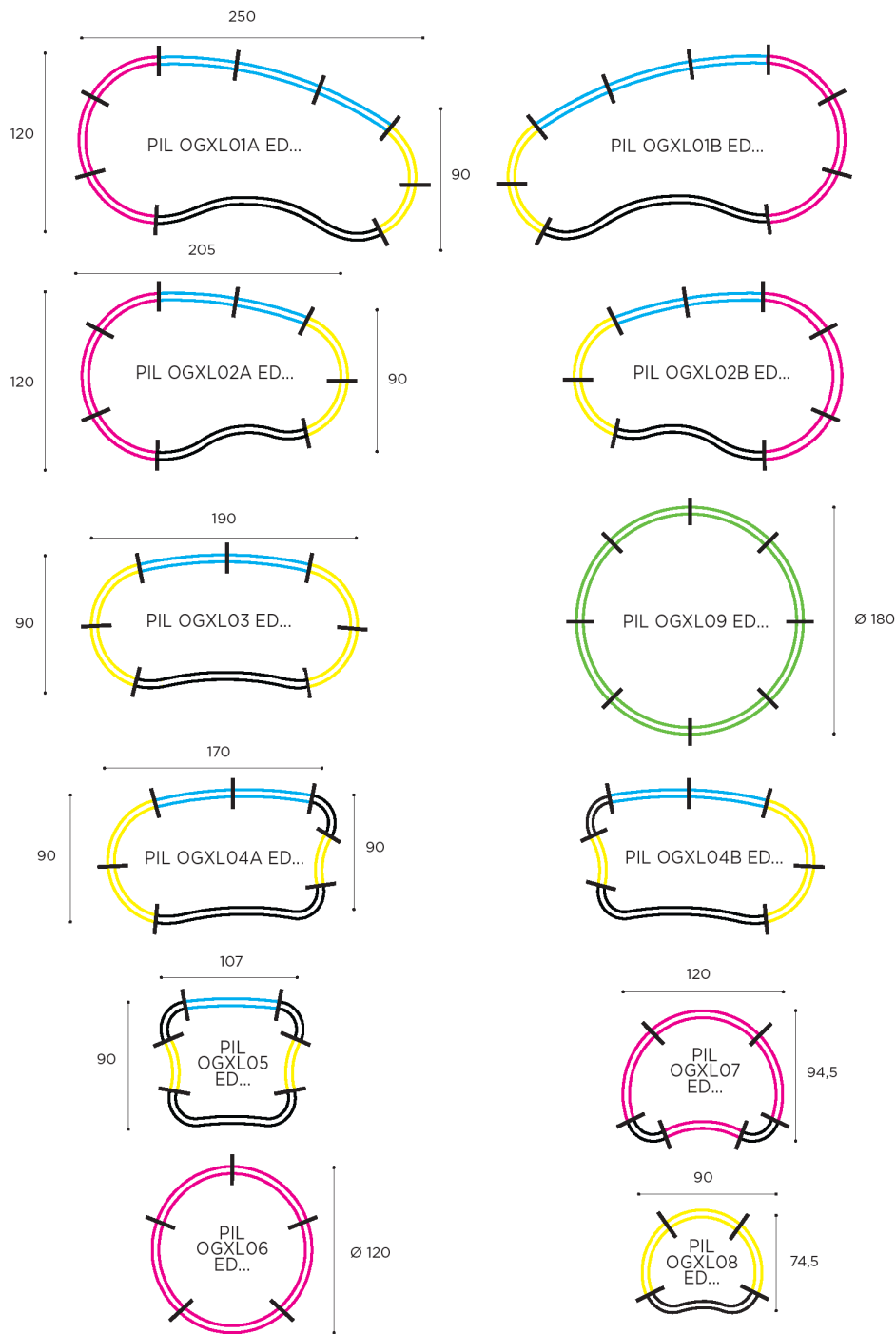
COATED ALUMINIUM		
WR	PB	A
OGXL09 WR	OGXL09 PB	OGXL09 A
2.702,-	2.702,-	2.529,-

LOUNGE CONNECTOR SET	
REF:	OGXL CONNECTSET

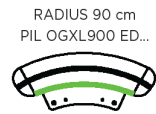
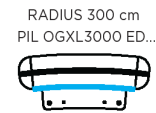
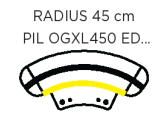


COATED ALUMINIUM		
WR		
OGXL CONNECTSET WR		
172,-		
PB		
OGXL CONNECTSET PB		
172,-		
A		
OGXL CONNECTSET A		
160,-		

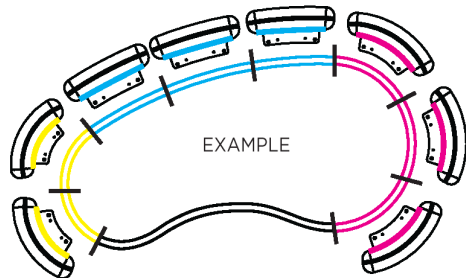
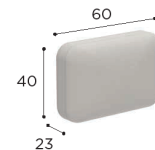
SEAT CUSHIONS		
SEAT 120 x 253,6		
	PIL OGXL01A ED...	PIL OGXL01B ED...
STAND.	3.284,-	3.284,-
CAT. A	2.910,-	2.910,-
CAT. B	3.492,-	3.492,-
CAT. C	4.074,-	4.074,-
SEAT 120 x 200		
	PIL OGXL02A ED...	PIL OGXL02B ED...
STAND.	2.588,-	2.588,-
CAT. A	2.295,-	2.295,-
CAT. B	2.754,-	2.754,-
CAT. C	3.212,-	3.212,-
SEAT 96 x 200		
	PIL OGXL03 ED...	
STAND.	2.461,-	
CAT. A	2.180,-	
CAT. B	2.616,-	
CAT. C	3.051,-	
SEAT 95,3 x 170,1		
	PIL OGXL04A ED...	PIL OGXL04B ED...
STAND.	2.237,-	2.237,-
CAT. A	1.984,-	1.984,-
CAT. B	2.381,-	2.381,-
CAT. C	2.778,-	2.778,-
SEAT 91,6 x 106,8		
	PIL OGXL05 ED...	
STAND.	1.587,-	
CAT. A	1.409,-	
CAT. B	1.691,-	
CAT. C	1.973,-	
SEAT Ø 120		
	PIL OGXL06 ED...	
STAND.	1.639,-	
CAT. A	1.455,-	
CAT. B	1.746,-	
CAT. C	2.037,-	
SEAT 94,3 x 120		
	PIL OGXL07 ED...	
STAND.	1.398,-	
CAT. A	1.237,-	
CAT. B	1.484,-	
CAT. C	1.731,-	
SEAT 74,3 x 90		
	PIL OGXL08 ED...	
STAND.	1.099,-	
CAT. A	972,-	
CAT. B	1.167,-	
CAT. C	1.361,-	
SEAT Ø180		
	PIL OGXL09 ED...	
STAND.	3.755,-	
CAT. A	3.330,-	
CAT. B	3.996,-	
CAT. C	4.661,-	



BACK CUSHIONS	
BACK 18 x 71	
	PIL OGXL450 ED...
STAND.	1.225,-
CAT. A	1.087,-
CAT. B	1.305,-
CAT. C	1.522,-
BACK 18 x 70	
	PIL OGXL600 ED...
STAND.	1.202,-
CAT. A	1.064,-
CAT. B	1.277,-
CAT. C	1.490,-
BACK 18 x 62	
	PIL OGXL3000 ED...
STAND.	1.070,-
CAT. A	949,-
CAT. B	1.139,-
CAT. C	1.329,-
BACK 18 x 78	
	PIL OGXL900 ED...
STAND.	1.162,-
CAT. A	1.030,-
CAT. B	1.236,-
CAT. C	1.441,-

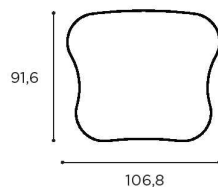


COMFORT BACK CUSHION	
COMFORT CUSHION 60 x 40	
	PIL BRH 6040P..
STAND.	282,-
CAT. A	248,-
CAT. B	297,-
CAT. C	347,-



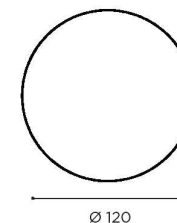
ORGANIX LOUNGE TABLE TOPS

TABLE TOP	
REF:	OGXL 05 TOP...
WEIGHT:	24,4 kg



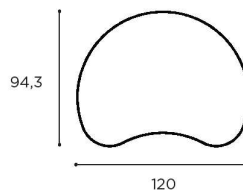
ORGANIX LOUNGE TABLE TOP			
CERAMIC	WUM	OGXL05 TOP45 CWUM	1.724,-
	BS	OGXL05 TOP45 CBS	1.839,-
	CD	OGXL05 TOP45 CCD	2.012,-
	TR	OGXL05 TOP45 CTR	1.494,-
	CL	OGXL05 TOP45 CCL	1.839,-
	TS	OGXL05 TOP45 CTS	1.839,-
	TM	OGXL05 TOP45 CTM	1.839,-
	NM	OGXL05 TOP45 CNM	2.012,-
	ZUM	OGXL05 TOP45 CZUM	1.839,-

TABLE TOP	
REF:	120R45 CERAM...
WEIGHT:	32,6 kg



ORGANIX LOUNGE TABLE TOP			
CERAMIC	WUM	120R45 CERAM WUM	1.954,-
	BS	120R45 CERAM BS	2.184,-
	CD	120R45 CERAM CD	2.299,-
	TR	120R45 CERAM TR	1.609,-
	CL	120R45 CERAM CL	2.184,-
	TS	120R45 CERAM TS	2.184,-
	TM	120R45 CERAM TM	2.184,-
	NM	120R45 CERAM NM	2.299,-
	ZUM	120R45 CERAM ZUM	2.184,-

TABLE TOP	
REF:	OGXL 07 TOP...
WEIGHT:	26,2 kg

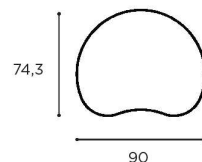


ORGANIX LOUNGE TABLE TOP			
CERAMIC	WUM	OGXL07 TOP45 CWUM	1.667,-
	BS	OGXL07 TOP45 CBS	1.839,-
	CD	OGXL07 TOP45 CCD	2.012,-
	TR	OGXL07 TOP45 CTR	1.379,-
	CL	OGXL07 TOP45 CCL	1.839,-
	TS	OGXL07 TOP45 CTS	1.839,-
	TM	OGXL07 TOP45 CTM	1.839,-
	NM	OGXL07 TOP45 CNM	2.012,-
	ZUM	OGXL07 TOP45 CZUM	1.839,-

SIDE TABLE ATTACHMENT	
REF:	OGXL ST040...
WEIGHT:	5,5 kg
INFO:	ASSEMBLING NEEDED ATTACHES TO FRAME



TABLE TOP	
REF:	OGXL 08 TOP...
WEIGHT:	15,7 kg



ORGANIX LOUNGE TABLE TOP			
CERAMIC	WUM	OGXL08 TOP45 CWUM	1.264,-
	BS	OGXL08 TOP45 CBS	1.322,-
	CD	OGXL08 TOP45 CCD	1.437,-
	TR	OGXL08 TOP45 CTR	1.092,-
	CL	OGXL08 TOP45 CCL	1.322,-
	TS	OGXL08 TOP45 CTS	1.322,-
	TM	OGXL08 TOP45 CTM	1.322,-
	NM	OGXL08 TOP45 CNM	1.437,-
	ZUM	OGXL08 TOP45 CZUM	1.322,-

ORGANIX LOUNGE SIDE TABLE				
COATED ALUMINIUM				
	WR	PB	A	
CERAMIC	WUM	OGXL ST040 CWRWUM	OGXL ST040 CPBWUM	OGXL ST040 CAWUM
		931,-	931,-	862,-
	BS	OGXL ST040 CWRBS	OGXL ST040 CPBBS	OGXL ST040 CABS
		1.069,-	1.069,-	1.000,-
	CD	OGXL ST040 CWRCD	OGXL ST040 CPBCD	OGXL ST040 CACD
		1.069,-	1.069,-	1.000,-
	TR	OGXL ST040 CWRTR	OGXL ST040 CPBTR	OGXL ST040 CATR
		931,-	931,-	862,-
	CL	OGXL ST040 CWRCL	OGXL ST040 CPBCL	OGXL ST040 CACL
		1.069,-	1.069,-	1.000,-
TS	OGXL ST040 CWRTS	OGXL ST040 CPBTS	OGXL ST040 CATS	
	1.069,-	1.069,-	1.000,-	
TM	OGXL ST040 CWRTM	OGXL ST040 CPBTM	OGXL ST040 CATM	
	1.069,-	1.069,-	1.000,-	
NM	OGXL ST040 CWRNM	OGXL ST040 CPBNM	OGXL ST040 CANM	
	1.184,-	1.184,-	1.115,-	
ZUM	OGXL ST040 CWRZUM	OGXL ST040 CPBZUM	OGXL ST040 CAZUM	
	931,-	931,-	862,-	
TEAK	W	OGXL ST040 WWR	OGXL ST040 WPB	OGXL ST040 WA
	781,-	781,-	712,-	
ENAMELED LAVA STONE	MO	OGXL ST040 VWRMO	OGXL ST040 VPBMO	OGXL ST040 VAMO
		1.161,-	1.161,-	1.092,-
	DU	OGXL ST040 VWRDU	OGXL ST040 VPBDU	OGXL ST040 VADU
		1.161,-	1.161,-	1.092,-
	LA	OGXL ST040 VWRLA	OGXL ST040 VPBLA	OGXL ST040 VALA
		1.218,-	1.218,-	1.149,-
	JA	OGXL ST040 VWRJA	OGXL ST040 VPBJA	OGXL ST040 VAJA
		1.218,-	1.218,-	1.149,-
PE	OGXL ST040 VWRPE	OGXL ST040 VPBPE	OGXL ST040 VAPE	
	1.218,-	1.218,-	1.149,-	
SL	OGXL ST040 VWRSL	OGXL ST040 VPBSL	OGXL ST040 VASL	
	1.218,-	1.218,-	1.149,-	

QT

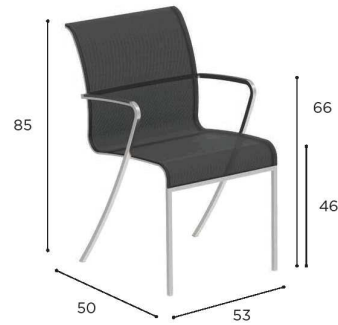
Design by Kris Van Puyvelde

STANDARD / ON REQUEST



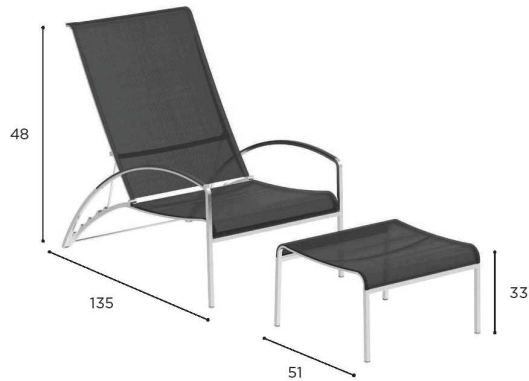
QT SPECIFICATIONS

DINING CHAIR	
REF:	QT 55T...
VOLUME:	0,31 m ³ (4)
WEIGHT:	8,6 kg (1)
INFO:	STACKABLE OPTIONAL TEAK ARMRESTS



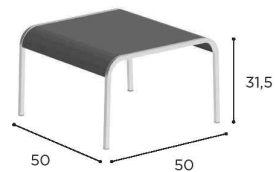
		BRUSHED STAINLESS STEEL	ELECTROPOLISHED STAINLESS STEEL	COATED STAINLESS STEEL		
		SS	EP	WR	S	A
BATYLINE	WU	QT 55 TWU 977,-	QT 55 TEPWU 1.069,-	QT 55 TWRWU 1.046,-		
	CAU	QT 55 TCAU 977,-	QT 55 TEPCAU 1.069,-			
	PG				QT 55 TSPG 1.046,-	
	ZU	QT 55 TZU 977,-	QT 55 TEPZU 1.069,-			QT 55 TAZU 977,-
				QT 55 TARWSET (TEAK ARMRESTS) 35,-		

LOUNGER	
REF:	QT 195T...
VOLUME:	0,44 m ³ (2)
WEIGHT:	18,8 kg (1)
INFO:	HEADCUSHION INCLUDED STACKABLE OPTIONAL TEAK ARMRESTS RECLINER WHEELS



		BRUSHED STAINLESS STEEL	ELECTROPOLISHED STAINLESS STEEL	COATED STAINLESS STEEL		
		SS	EP	WR	S	A
BATYLINE	WU	QT 195 TWU 2.127,-	QT 195 TEPWU 2.299,-	QT 195 TWRWU 2.299,-		
	CAU	QT 195 TCAU 2.127,-	QT 195 TEPCAU 2.299,-			
	PG				QT 195 TSPG 2.299,-	
	ZU	QT 195 TZU 2.127,-	QT 195 TEPZU 2.299,-			QT 195 TAZU 2.127,-
				QT 195 T ARWSET (TEAK ARMRESTS) 81,-		

SIDE TABLE	
REF:	QT 50...
VOLUME:	0,1 m ³ (4)
WEIGHT:	8 kg (1)



		BRUSHED STAINLESS STEEL	ELECTROPOLISHED STAINLESS STEEL	COATED STAINLESS STEEL		
		SS	EP	WR	S	A
ALUMINIUM	WR	QT 50 AWR 609,-	QT 50 AEPWR 666,-	QT 50 AWRWR 666,-		
	S	QT 50 AS 609,-	QT 50 AEPS 666,-		QT 50 ASS 666,-	
	A	QT 50 AA 609,-	QT 50 AEPA 666,-			QT 50 AAA 609,-

SAMBA

Design by Kris Van Puyvelde

STANDARD / ON REQUEST



SAMBA SPECIFICATIONS

DINING CHAIR	
REF:	SAM 55...
VOLUME:	0,35 m ³ (4)
WEIGHT:	3,5 kg (1)
INFO:	STACKABLE



	COATED ALUMINIUM + WOVEN FIBRE	
	BR	A
	SAM 55 BRGR	SAM 55 AGR
	712,-	655,-
	CUSHION	
	PIL BRS 3640... (BACK)	
CAT. A	144,-	
CAT. B	173,-	
CAT. C	202,-	

LOW CHAIR	
REF:	SAM 77...
VOLUME:	0,39 m ³ (2)
WEIGHT:	4 kg (1)
INFO:	STACKABLE



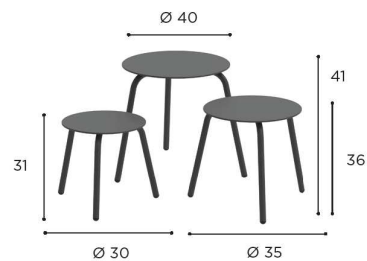
	COATED ALUMINIUM + WOVEN FIBRE	
	BR	A
	SAM 77 BRGR	SAM 77 AGR
	1.000,-	919,-
	CUSHION	
	PIL BRS 3640... (BACK)	
CAT. A	144,-	
CAT. B	173,-	
CAT. C	202,-	

BAR CHAIR	
REF:	SAM 43...
VOLUME:	0,4 m ³
WEIGHT:	5,6 kg
INFO:	LOWERED FRAME ON REQUEST



	COATED ALUMINIUM + WOVEN FIBRE	
	BR	A
	SAM 43 BRGR	SAM 43 AGR
	1.092,-	1.034,-
	CUSHION	
	PIL BRS 3640... (BACK)	
CAT. A	144,-	
CAT. B	173,-	
CAT. C	202,-	
	LOWERED FRAME (SURCHARGE)	
	115,-	

SIDE TABLES	
REF:	SAM T3...
VOLUME:	0,105 m ³
WEIGHT:	6,5 kg / 14,33 Lbs (SET)



	COATED ALUMINIUM		
	WR	BR	A
	SAM T3 WR *	SAM T3 BR *	SAM T3 A *
	781,-	781,-	724,-

STRAPPY

Design by Kris Van Puyvelde

STANDARD / ON REQUEST



STRAPPY SPECIFICATIONS

DINING CHAIR	
REF:	STP 55...
VOLUME:	0,33 m ³
WEIGHT:	9,3 kg
INFO:	STACKABLE



LOW CHAIR	
REF:	STP 77...
VOLUME:	0,40 m ³
WEIGHT:	12,5 kg
INFO:	STACKABLE



	COATED STAINLESS STEEL				
	WR	PB	S	BR	A
	STP 55 WR...	STP 55 PB...	STP 55 S...	STP 55 BR...	STP 55 A...
	1.218,-	1.218,-	1.218,-	1.218,-	1.149,-
	BACK- & ARMSTRAP UPHOLSTERY + BUTTONS				
	PIL STP 55 UPH...				
CAT. A	574,-				
CAT. B	632,-				
CAT. C	689,-				
POLY.	689,-				
	CUSHION				
	PIL STP 55...				
STAND.	386,-				
CAT. A	340,-				
CAT. B	408,-				
CAT. C	475,-				
POLY.	475,-				

	COATED STAINLESS STEEL				
	WR	PB	S	BR	A
	STP 77 WR...	STP 77 PB...	STP 77 S...	STP 77 BR...	STP 77 A...
	1.839,-	1.839,-	1.839,-	1.839,-	1.724,-
	BACK- & ARMSTRAP UPHOLSTERY + BUTTONS				
	PIL STP 77 UPH...				
CAT. A	919,-				
CAT. B	1.011,-				
CAT. C	1.103,-				
POLY.	1.103,-				
	CUSHION				
	PIL STP 77...				
STAND.	512,-				
CAT. A	455,-				
CAT. B	546,-				
CAT. C	636,-				
POLY.	636,-				

ROCKING CHAIR	
REF:	STP R...
VOLUME:	0,67 m ³
WEIGHT:	16,3 kg
INFO:	HEADCUSHION INCLUDED



	COATED STAINLESS STEEL				
	WR	PB	S	BR	A
	STP R WR...	STP R PB...	STP R S...	STP R BR...	STP R A...
	2.414,-	2.414,-	2.414,-	2.414,-	2.242,-
	BACK- & ARMSTRAP UPHOLSTERY + BUTTONS			HEAD CUSHION	
	PIL STP 195 UPH...			PIL STP 195 H...	
CAT. A	1.034,-			•	
CAT. B	1.138,-			•	
CAT. C	1.241,-			•	
POLY.	1.241,-			•	
	CUSHION				
	PIL STP 195...				
STAND.	748,-				
CAT. A	662,-				
CAT. B	794,-				
CAT. C	926,-				
POLY.	926,-				

LOUNGER	
REF:	STP 195...
VOLUME:	0,87 m ³
WEIGHT:	16,4 kg
INFO:	STACKABLE HEADCUSHION INCLUDED SMALL WHEELS



	COATED STAINLESS STEEL				
	WR	PB	S	BR	A
	STP 195 WR...	STP 195 PB...	STP 195 S...	STP 195 BR...	STP 195 A...
	2.414,-	2.414,-	2.414,-	2.414,-	2.242,-
	BACK- & ARMSTRAP UPHOLSTERY + BUTTONS			HEAD CUSHION	
	PIL STP 195 UPH...			PIL STP 195 H...	
CAT. A	1.034,-			•	
CAT. B	1.138,-			•	
CAT. C	1.241,-			•	
POLY.	1.241,-			•	
	CUSHION				
	PIL STP 195...				
STAND.	748,-				
CAT. A	662,-				
CAT. B	794,-				
CAT. C	926,-				
POLY.	926,-				

FOOTREST	
REF:	STP F...
VOLUME:	0,14 m ³
WEIGHT:	7,8 kg



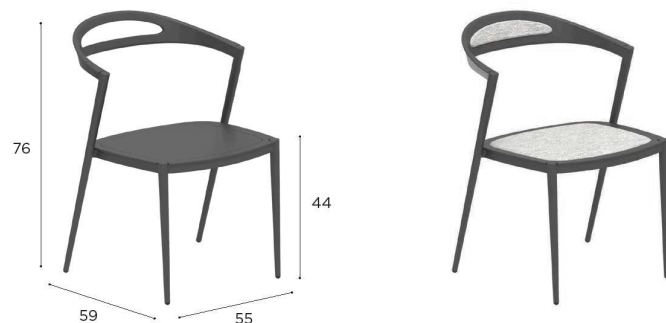
	COATED STAINLESS STEEL				
	WR	PB	S	BR	A
	STP F WR...	STP F PB...	STP F S...	STP F BR...	STP F A...
	758,-	758,-	758,-	758,-	689,-
	STRAPS				
	PIL STP F UPH...				
CAT. A	574,-				
CAT. B	632,-				
CAT. C	689,-				
POLY.	689,-				
	CUSHION				
	PIL STP F...				
STAND.	420,-				
CAT. A	374,-				
CAT. B	449,-				
CAT. C	524,-				
POLY.	524,-				

STYLETTO

Design by Kris Van Puyvelde



DINING CHAIR	
REF:	STY 55...
VOLUME:	0,25 m³ (4)
WEIGHT:	7,5 kg
INFO:	ASSEMBLING NEEDED STACKABLE



	COATED ALUMINIUM				
	WR	PB	S	BR	A
	STY 55 WR	STY 55 PB	STY 55 S	STY 55 BR	STY 55 A
	1.103,-	1.103,-	1.103,-	1.103,-	1.034,-
	CUSHION CLIP (REQUIRED FOR BACK CUSHION)				
	STY 55 BCC WR	STY 55 BCC PB	STY 55 BCC S	STY 55 BCC BR	STY 55 BCC A
	126,-	126,-	126,-	126,-	114,-
	INTEGRATED BACK CUSHION				
	PIL STY 55 BI...				
CAT. A	92,-				
CAT. B	111,-				
CAT. C	129,-				
POLY.	129,-				
	INTEGRATED SEAT CUSHION		SEAT CUSHION		
	PIL STY 55 SI...		PIL STY 55 SED...		
CAT. A	161,-		225,-		
CAT. B	194,-		270,-		
CAT. C	226,-		314,-		
POLY.	226,-		314,-		

SIDE TABLE	
REF:	STY 40TL...
VOLUME:	0,05 m³
WEIGHT:	4,5 kg
INFO:	ASSEMBLING NEEDED



		COATED ALUMINIUM					TEAK
		WR	PB	S	BR	A	W
CERAMIC	WUM	STY 40TL CWRWUM	STY 40TL CPBWUM	STY 40TL CSWUM	STY 40TL CBRWUM	STY 40TL CAWUM	STY 40TL CWUM
		954,-	954,-	954,-	954,-	885,-	678,-
	BS	STY 40TL CWRBS	STY 40TL CPBBS	STY 40TL CSBS	STY 40TL CBRBS	STY 40TL CABS	STY 40TL CBS
		1.092,-	1.092,-	1.092,-	1.092,-	1.023,-	816,-
	CD	STY 40TL CWRCD	STY 40TL CPBCD	STY 40TL CSCD	STY 40TL CBRCD	STY 40TL CACD	STY 40TL CCD
		1.092,-	1.092,-	1.092,-	1.092,-	1.023,-	816,-
	TR	STY 40TL CWRTR	STY 40TL CPBTR	STY 40TL CSTR	STY 40TL CBRTR	STY 40TL CATR	STY 40TL CTR
		954,-	954,-	954,-	954,-	885,-	678,-
	TG	STY 40TL CWR TG	STY 40TL CPB TG	STY 40TL CSTG	STY 40TL CBR TG	STY 40TL CATG	STY 40TL CTG
		919,-	919,-	919,-	919,-	850,-	643,-
	CL	STY 40TL CWRCL	STY 40TL CPBCL	STY 40TL CSCL	STY 40TL CBRCL	STY 40TL CACL	STY 40TL CCL
		1.092,-	1.092,-	1.092,-	1.092,-	1.023,-	816,-
	PG	STY 40TL CWRPG	STY 40TL CPBPG	STY 40TL CSPG	STY 40TL CBRPG	STY 40TL CAPG	STY 40TL CPG
		954,-	954,-	954,-	954,-	885,-	678,-
	TS	STY 40TL CWR TS	STY 40TL CPB TS	STY 40TL CSTS	STY 40TL CBRTS	STY 40TL CATS	STY 40TL CTS
		1.092,-	1.092,-	1.092,-	1.092,-	1.023,-	816,-
TM	STY 40TL CWR TM	STY 40TL CPB TM	STY 40TL CSTM	STY 40TL CBR TM	STY 40TL CATM	STY 40TL CTM	
	1.092,-	1.092,-	1.092,-	1.092,-	1.023,-	816,-	
NM	STY 40TL CWR NM	STY 40TL CPB NM	STY 40TL CSNM	STY 40TL CBR NM	STY 40TL CANM	STY 40TL CNM	
	1.207,-	1.207,-	1.207,-	1.207,-	1.138,-	931,-	
ZUM	STY 40TL CWR ZUM	STY 40TL CPB ZUM	STY 40TL CS ZUM	STY 40TL CBR ZUM	STY 40TL CA ZUM	STY 40TL CZUM	
	954,-	954,-	954,-	954,-	885,-	678,-	
TEAK	W	STY 40TL WWR	STY 40TL WPB	STY 40TL WS	STY 40TL WBR	STY 40TL WA	STY 40TL W
		804,-	804,-	804,-	804,-	735,-	528,-
PE	STY 40TL VWRPE	STY 40TL VPBPE	STY 40TL VSPE	STY 40TL VBRPE	STY 40TL VAPE	STY 40TL VPE	
	1.241,-	1.241,-	1.241,-	1.241,-	1.172,-	965,-	
ENAMELED LAVA STONE	JA	STY 40TL VWRJA	STY 40TL VPBJA	STY 40TL VSJA	STY 40TL VBRJA	STY 40TL VAJA	STY 40TL VJA
		1.241,-	1.241,-	1.241,-	1.241,-	1.172,-	965,-
	MO	STY 40TL VWRMO	STY 40TL VPBMO	STY 40TL VSMO	STY 40TL VBRMO	STY 40TL VAMO	STY 40TL VMO
		1.184,-	1.184,-	1.184,-	1.184,-	1.115,-	908,-
	DU	STY 40TL VWRDU	STY 40TL VPBDU	STY 40TL VSDU	STY 40TL VBRDU	STY 40TL VADU	STY 40TL VDU
	1.184,-	1.184,-	1.184,-	1.184,-	1.115,-	908,-	
LA	STY 40TL VWR LA	STY 40TL VPBLA	STY 40TL VSLA	STY 40TL VBRLA	STY 40TL VALA	STY 40TL VLA	
	1.241,-	1.241,-	1.241,-	1.241,-	1.172,-	965,-	
SL	STY 40TL VWR SL	STY 40TL VPBSL	STY 40TL VSSL	STY 40TL VBRSL	STY 40TL VASL	STY 40TL VSL	
	1.241,-	1.241,-	1.241,-	1.241,-	1.172,-	965,-	

STYLETTO SPECIFICATIONS

SIDE TABLE	
REF:	STY 60T...
VOLUME:	0,12 m ³
WEIGHT:	9,3 kg
INFO:	ASSEMBLING NEEDED



		COATED ALUMINIUM					TEAK
		WR	PB	S	BR	A	W
CERAMIC	WUM	STY 60T CWRWUM	STY 60T CPBWUM	STY 60T CSWUM	STY 60T CBRWUM	STY 60T CAWUM	STY 60T CWUM
		1.092,-	1.092,-	1.092,-	1.092,-	1.023,-	804,-
	BS	STY 60T CWRBS	STY 60T CPBBS	STY 60T CSBS	STY 60T CBRBS	STY 60T CABS	STY 60T CBS
		1.264,-	1.264,-	1.264,-	1.264,-	1.195,-	977,-
	CD	STY 60T CWRCD	STY 60T CPBCD	STY 60T CSCD	STY 60T CBRCD	STY 60T CACD	STY 60T CCD
		1.345,-	1.345,-	1.345,-	1.345,-	1.276,-	1.057,-
	TR	STY 60T CWRTR	STY 60T CPBTR	STY 60T CSTR	STY 60T CBRTR	STY 60T CATR	STY 60T CTR
		1.092,-	1.092,-	1.092,-	1.092,-	1.023,-	804,-
	TG	STY 60T CWR TG	STY 60T CPB TG	STY 60T CSTG	STY 60T CBR TG	STY 60T CATG	STY 60T CTG
		1.034,-	1.034,-	1.034,-	1.034,-	965,-	747,-
	CL	STY 60T CWRCL	STY 60T CPBCL	STY 60T CSCL	STY 60T CBRCL	STY 60T CACL	STY 60T CCL
		1.345,-	1.345,-	1.345,-	1.345,-	1.276,-	1.057,-
	PG	STY 60T CWRPG	STY 60T CPBPG	STY 60T CSPG	STY 60T CBRPG	STY 60T CAPG	STY 60T CPG
		1.092,-	1.092,-	1.092,-	1.092,-	1.023,-	804,-
TS	STY 60T CWR TS	STY 60T CPB TS	STY 60T CSTS	STY 60T CBR TS	STY 60T CATS	STY 60T CTS	
	1.345,-	1.345,-	1.345,-	1.345,-	1.276,-	1.057,-	
TM	STY 60T CWR TM	STY 60T CPB TM	STY 60T CSTM	STY 60T CBR TM	STY 60T CATM	STY 60T CTM	
	1.345,-	1.345,-	1.345,-	1.345,-	1.276,-	1.057,-	
NM	STY 60T CWR NM	STY 60T CPB NM	STY 60T CS NM	STY 60T CBR NM	STY 60T CANM	STY 60T CNM	
	1.379,-	1.379,-	1.379,-	1.379,-	1.310,-	1.092,-	
ZUM	STY 60T CWR ZUM	STY 60T CPB ZUM	STY 60T CS ZUM	STY 60T CBR ZUM	STY 60T CA ZUM	STY 60T CZUM	
	1.092,-	1.092,-	1.092,-	1.092,-	1.023,-	804,-	
TEAK	W	STY 60T WWR	STY 60T WPB	STY 60T WS	STY 60T WBR	STY 60T WA	STY 60T W
		977,-	977,-	977,-	977,-	908,-	689,-
ENAMELED LAVA STONE	PE	STY 60T VWRPE	STY 60T VPBPE	STY 60T VSPE	STY 60T VBRPE	STY 60T VAPE	STY 60T VPE
		1.839,-	1.839,-	1.839,-	1.839,-	1.770,-	1.552,-
	JA	STY 60T VWRJA	STY 60T VPBJA	STY 60T VSJA	STY 60T VBRJA	STY 60T VAJA	STY 60T VJA
		1.839,-	1.839,-	1.839,-	1.839,-	1.770,-	1.552,-
	MO	STY 60T VWRMO	STY 60T VPBMO	STY 60T VSMO	STY 60T VBRMO	STY 60T VAMO	STY 60T VMO
		1.782,-	1.782,-	1.782,-	1.782,-	1.713,-	1.494,-
	DU	STY 60T VWRDU	STY 60T VPBDU	STY 60T VS DU	STY 60T VBRDU	STY 60T VADU	STY 60T VDU
		1.782,-	1.782,-	1.782,-	1.782,-	1.713,-	1.494,-
LA	STY 60T VWR LA	STY 60T VPBLA	STY 60T VS LA	STY 60T VBR LA	STY 60T VALA	STY 60T VLA	
	1.839,-	1.839,-	1.839,-	1.839,-	1.770,-	1.552,-	
SL	STY 60T VWR SL	STY 60T VPBSL	STY 60T VSSL	STY 60T VBR SL	STY 60T VASL	STY 60T VSL	
	1.839,-	1.839,-	1.839,-	1.839,-	1.770,-	1.552,-	

SIDE TABLE	
REF:	STY 75TH...
VOLUME:	0,22 m ³
WEIGHT:	14,2 kg
INFO:	ASSEMBLING NEEDED



		COATED ALUMINIUM					TEAK
		WR	PB	S	BR	A	W
CERAMIC	WUM	STY 75TH CWRWUM	STY 75TH CPBWUM	STY 75TH CSWUM	STY 75TH CBRWUM	STY 75TH CAWUM	STY 75TH CWUM
		1.253,-	1.253,-	1.253,-	1.253,-	1.184,-	942,-
	BS	STY 75TH CWRBS	STY 75TH CPBBS	STY 75TH CSBS	STY 75TH CBRBS	STY 75TH CABS	STY 75TH CBS
		1.540,-	1.540,-	1.540,-	1.540,-	1.471,-	1.230,-
	CD	STY 75TH CWRCD	STY 75TH CPBCD	STY 75TH CSCD	STY 75TH CBRCD	STY 75TH CACD	STY 75TH CCD
		1.598,-	1.598,-	1.598,-	1.598,-	1.529,-	1.287,-
	TR	STY 75TH CWR TR	STY 75TH CPB TR	STY 75TH CSTR	STY 75TH CBR TR	STY 75TH CATR	STY 75TH CTR
		1.253,-	1.253,-	1.253,-	1.253,-	1.184,-	942,-
	TG	STY 75TH CWR TG	STY 75TH CPB TG	STY 75TH CSTG	STY 75TH CBR TG	STY 75TH CATG	STY 75TH CTG
		1.195,-	1.195,-	1.195,-	1.195,-	1.126,-	885,-
	CL	STY 75TH CWRCL	STY 75TH CPBCL	STY 75TH CSCL	STY 75TH CBRCL	STY 75TH CACL	STY 75TH CCL
		1.598,-	1.598,-	1.598,-	1.598,-	1.529,-	1.287,-
	PG	STY 75TH CWRPG	STY 75TH CPBPG	STY 75TH CSPG	STY 75TH CBRPG	STY 75TH CAPG	STY 75TH CPG
		1.253,-	1.253,-	1.253,-	1.253,-	1.184,-	942,-
TS	STY 75TH CWR TS	STY 75TH CPB TS	STY 75TH CSTS	STY 75TH CBR TS	STY 75TH CATS	STY 75TH CTS	
	1.598,-	1.598,-	1.598,-	1.598,-	1.529,-	1.287,-	
TM	STY 75TH CWR TM	STY 75TH CPB TM	STY 75TH CSTM	STY 75TH CBR TM	STY 75TH CATM	STY 75TH CTM	
	1.598,-	1.598,-	1.598,-	1.598,-	1.529,-	1.287,-	
NM	STY 75TH CWR NM	STY 75TH CPB NM	STY 75TH CS NM	STY 75TH CBR NM	STY 75TH CANM	STY 75TH CNM	
	1.713,-	1.713,-	1.713,-	1.713,-	1.644,-	1.402,-	
ZUM	STY 75TH CWR ZUM	STY 75TH CPB ZUM	STY 75TH CS ZUM	STY 75TH CBR ZUM	STY 75TH CA ZUM	STY 75TH CZUM	
	1.253,-	1.253,-	1.253,-	1.253,-	1.184,-	942,-	
TEAK	W	STY 75TH WWR	STY 75TH WPB	STY 75TH WS	STY 75TH WBR	STY 75TH WA	STY 75TH W
		1.195,-	1.195,-	1.195,-	1.195,-	1.126,-	885,-

OVAL DINING TABLE	
REF:	STY 220SD..
VOLUME:	1,98 m ³
WEIGHT:	A+C: 78,6 kg W+C: 79,8 kg A+W: 60,4 kg W+W: 61,6 kg
INFO:	ASSEMBLING NEEDED



	COATED ALUMINIUM						TEAK	
	WR	PB	S	BR	A	W		
CERAMIC	WUM	STY 220SD CWRWUM 6.209,-	STY 220SD CPBWUM 6.209,-	STY 220SD CSWUM 6.209,-	STY 220SD CBRWUM 6.209,-	STY 220SD CAWUM 5.979,-	STY 220SD CWUM 6.267,-	
	BS	STY 220SD CWRBS 6.439,-	STY 220SD CPBBS 6.439,-	STY 220SD CSBS 6.439,-	STY 220SD CBRBS 6.439,-	STY 220SD CABS 6.209,-	STY 220SD CBS 6.497,-	
	CD	STY 220SD CWRCD 6.669,-	STY 220SD CPBCD 6.669,-	STY 220SD CSCD 6.669,-	STY 220SD CBRCD 6.669,-	STY 220SD CACD 6.439,-	STY 220SD CCD 6.727,-	
	TR	STY 220SD CWRTR 6.209,-	STY 220SD CPBTR 6.209,-	STY 220SD CSTR 6.209,-	STY 220SD CBRTR 6.209,-	STY 220SD CATR 5.979,-	STY 220SD CTR 6.267,-	
	CL	STY 220SD CWRCL 6.669,-	STY 220SD CPBCL 6.669,-	STY 220SD CSCL 6.669,-	STY 220SD CBRCL 6.669,-	STY 220SD CACL 6.439,-	STY 220SD CCL 6.727,-	
	PG	STY 220SD CWRPG 6.209,-	STY 220SD CPBPG 6.209,-	STY 220SD CSPG 6.209,-	STY 220SD CBRPG 6.209,-	STY 220SD CAPG 5.979,-	STY 220SD CPG 6.267,-	
	TS	STY 220SD CWRTS 6.669,-	STY 220SD CPBTS 6.669,-	STY 220SD CSTS 6.669,-	STY 220SD CBRTS 6.669,-	STY 220SD CATS 6.439,-	STY 220SD CTS 6.727,-	
	TM	STY 220SD CWRM 6.669,-	STY 220SD CPBM 6.669,-	STY 220SD CSTM 6.669,-	STY 220SD CBRM 6.669,-	STY 220SD CATM 6.439,-	STY 220SD CTM 6.727,-	
	NM	STY 220SD CWRNM 7.359,-	STY 220SD CPBNM 7.359,-	STY 220SD CSNM 7.359,-	STY 220SD CBRNM 7.359,-	STY 220SD CANM 7.129,-	STY 220SD CNM 7.417,-	
	ZUM	STY 220SD CWRZUM 6.209,-	STY 220SD CPBZUM 6.209,-	STY 220SD CSZUM 6.209,-	STY 220SD CBRZUM 6.209,-	STY 220SD CAZUM 5.979,-	STY 220SD CZUM 6.267,-	
	TEAK	W	STY 220SD WWR 7.359,-	STY 220SD WPB 7.359,-	STY 220SD WS 7.359,-	STY 220SD WBR 7.359,-	STY 220SD WA 7.129,-	STY 220SD W 7.417,-

OVAL LOW DINING TABLE	
REF:	STY 220LD..
VOLUME:	1,77 m ³
WEIGHT:	A+C: 78,2 kg W+C: 79,6 kg A+W: 60 kg W+W: 61,4 kg
INFO:	ASSEMBLING NEEDED



	COATED ALUMINIUM						TEAK	
	WR	PB	S	BR	A	W		
CERAMIC	WUM	STY 220LD CWRWUM 6.152,-	STY 220LD CPBWUM 6.152,-	STY 220LD CSWUM 6.152,-	STY 220LD CBRWUM 6.152,-	STY 220LD CAWUM 5.922,-	STY 220LD CWUM 6.209,-	
	BS	STY 220LD CWRBS 6.382,-	STY 220LD CPBBS 6.382,-	STY 220LD CSBS 6.382,-	STY 220LD CBRBS 6.382,-	STY 220LD CABS 6.152,-	STY 220LD CBS 6.439,-	
	CD	STY 220LD CWRCD 6.612,-	STY 220LD CPBCD 6.612,-	STY 220LD CSCD 6.612,-	STY 220LD CBRCD 6.612,-	STY 220LD CACD 6.382,-	STY 220LD CCD 6.669,-	
	TR	STY 220LD CWRTR 6.152,-	STY 220LD CPBTR 6.152,-	STY 220LD CSTR 6.152,-	STY 220LD CBRTR 6.152,-	STY 220LD CATR 5.922,-	STY 220LD CTR 6.209,-	
	CL	STY 220LD CWRCL 6.612,-	STY 220LD CPBCL 6.612,-	STY 220LD CSCL 6.612,-	STY 220LD CBRCL 6.612,-	STY 220LD CACL 6.382,-	STY 220LD CCL 6.669,-	
	PG	STY 220LD CWRPG 6.152,-	STY 220LD CPBPG 6.152,-	STY 220LD CSPG 6.152,-	STY 220LD CBRPG 6.152,-	STY 220LD CAPG 5.922,-	STY 220LD CPG 6.209,-	
	TS	STY 220LD CWRTS 6.612,-	STY 220LD CPBTS 6.612,-	STY 220LD CSTS 6.612,-	STY 220LD CBRTS 6.612,-	STY 220LD CATS 6.382,-	STY 220LD CTS 6.669,-	
	TM	STY 220LD CWRM 6.612,-	STY 220LD CPBM 6.612,-	STY 220LD CSTM 6.612,-	STY 220LD CBRM 6.612,-	STY 220LD CATM 6.382,-	STY 220LD CTM 6.669,-	
	NM	STY 220LD CWRNM 7.302,-	STY 220LD CPBNM 7.302,-	STY 220LD CSNM 7.302,-	STY 220LD CBRNM 7.302,-	STY 220LD CANM 7.072,-	STY 220LD CNM 7.359,-	
	ZUM	STY 220LD CWRZUM 6.152,-	STY 220LD CPBZUM 6.152,-	STY 220LD CSZUM 6.152,-	STY 220LD CBRZUM 6.152,-	STY 220LD CAZUM 5.922,-	STY 220LD CZUM 6.209,-	
	TEAK	W	STY 220LD WWR 7.302,-	STY 220LD WPB 7.302,-	STY 220LD WS 7.302,-	STY 220LD WBR 7.302,-	STY 220LD WA 7.072,-	STY 220LD W 7.359,-

STYLETTO SPECIFICATIONS

OVAL HIGH LOUNGE TABLE	
REF:	STY 220HL...
VOLUME:	1,32 m ³
WEIGHT:	A+C: 77,36 kg
	W+C: 78,7 kg
	A+W: 59,2 kg
	W+W: 60,5 kg
INFO:	ASSEMBLING NEEDED



		COATED ALUMINIUM					TEAK	
		WR	PB	S	BR	A	W	
CERAMIC	WUM	STY 220HL CWRWUM 6.094,-	STY 220HL CPBWUM 6.094,-	STY 220HL CSWUM 6.094,-	STY 220HL CBRWUM 6.094,-	STY 220HL CAWUM 5.864,-	STY 220HL CWUM 6.037,-	
	BS	STY 220HL CWRBS 6.324,-	STY 220HL CPBBS 6.324,-	STY 220HL CSBS 6.324,-	STY 220HL CBRBS 6.324,-	STY 220HL CABS 6.094,-	STY 220HL CBS 6.267,-	
	CD	STY 220HL CWRCD 6.554,-	STY 220HL CPBCD 6.554,-	STY 220HL CSCD 6.554,-	STY 220HL CBRCD 6.554,-	STY 220HL CACD 6.324,-	STY 220HL CCD 6.497,-	
	TR	STY 220HL CWRTR 6.094,-	STY 220HL CPBTR 6.094,-	STY 220HL CSTR 6.094,-	STY 220HL CBRTR 6.094,-	STY 220HL CATR 5.864,-	STY 220HL CTR 6.037,-	
	CL	STY 220HL CWRCL 6.554,-	STY 220HL CPBCL 6.554,-	STY 220HL CSCL 6.554,-	STY 220HL CBRCL 6.554,-	STY 220HL CACL 6.324,-	STY 220HL CCL 6.497,-	
	PG	STY 220HL CWRPG 6.094,-	STY 220HL CPBPG 6.094,-	STY 220HL CSPG 6.094,-	STY 220HL CBRPG 6.094,-	STY 220HL CAPG 5.864,-	STY 220HL CPG 6.037,-	
	TS	STY 220HL CWRTS 6.554,-	STY 220HL CPBTS 6.554,-	STY 220HL CSTS 6.554,-	STY 220HL CBRTS 6.554,-	STY 220HL CATS 6.324,-	STY 220HL CTS 6.497,-	
	TM	STY 220HL CWRM 6.554,-	STY 220HL CPBM 6.554,-	STY 220HL CSTM 6.554,-	STY 220HL CBRM 6.554,-	STY 220HL CATM 6.324,-	STY 220HL CTM 6.497,-	
	NM	STY 220HL CWRNM 7.244,-	STY 220HL CPBNM 7.244,-	STY 220HL CSNM 7.244,-	STY 220HL CBRNM 7.244,-	STY 220HL CANM 7.014,-	STY 220HL CNM 7.187,-	
	ZUM	STY 220HL CWRZUM 6.094,-	STY 220HL CPBZUM 6.094,-	STY 220HL CSZUM 6.094,-	STY 220HL CBRZUM 6.094,-	STY 220HL CAZUM 5.864,-	STY 220HL CZUM 6.037,-	
	TEAK	W	STY 220HL WWR 7.244,-	STY 220HL WPB 7.244,-	STY 220HL WS 7.244,-	STY 220HL WBR 7.244,-	STY 220HL WA 7.014,-	STY 220HL W 7.187,-

OVAL LOW LOUNGE TABLE	
REF:	STY 220LL...
VOLUME:	0,92 m ³
WEIGHT:	A+C: 76,6 kg
	W+C: 78,2 kg
	A+W: 58,4 kg
	W+W: 60 kg
INFO:	ASSEMBLING NEEDED




		COATED ALUMINIUM					TEAK	
		WR	PB	S	BR	A	W	
CERAMIC	WUM	STY 220LL CWRWUM 6.037,-	STY 220LL CPBWUM 6.037,-	STY 220LL CSWUM 6.037,-	STY 220LL CBRWUM 6.037,-	STY 220LL CAWUM 5.807,-	STY 220LL CWUM 5.922,-	
	BS	STY 220LL CWRBS 6.267,-	STY 220LL CPBBS 6.267,-	STY 220LL CSBS 6.267,-	STY 220LL CBRBS 6.267,-	STY 220LL CABS 6.037,-	STY 220LL CBS 6.152,-	
	CD	STY 220LL CWRCD 6.497,-	STY 220LL CPBCD 6.497,-	STY 220LL CSCD 6.497,-	STY 220LL CBRCD 6.497,-	STY 220LL CACD 6.267,-	STY 220LL CCD 6.382,-	
	TR	STY 220LL CWRTR 6.037,-	STY 220LL CPBTR 6.037,-	STY 220LL CSTR 6.037,-	STY 220LL CBRTR 6.037,-	STY 220LL CATR 5.807,-	STY 220LL CTR 5.922,-	
	CL	STY 220LL CWRCL 6.497,-	STY 220LL CPBCL 6.497,-	STY 220LL CSCL 6.497,-	STY 220LL CBRCL 6.497,-	STY 220LL CACL 6.267,-	STY 220LL CCL 6.382,-	
	PG	STY 220LL CWRPG 6.037,-	STY 220LL CPBPG 6.037,-	STY 220LL CSPG 6.037,-	STY 220LL CBRPG 6.037,-	STY 220LL CAPG 5.807,-	STY 220LL CPG 5.922,-	
	TS	STY 220LL CWRM 6.497,-	STY 220LL CPBM 6.497,-	STY 220LL CSTM 6.497,-	STY 220LL CBRM 6.497,-	STY 220LL CATM 6.267,-	STY 220LL CTM 6.382,-	
	TM	STY 220LL CWRM 6.497,-	STY 220LL CPBM 6.497,-	STY 220LL CSTM 6.497,-	STY 220LL CBRM 6.497,-	STY 220LL CATM 6.267,-	STY 220LL CTM 6.382,-	
	NM	STY 220LL CWRNM 7.187,-	STY 220LL CPBNM 7.187,-	STY 220LL CSNM 7.187,-	STY 220LL CBRNM 7.187,-	STY 220LL CANM 6.957,-	STY 220LL CNM 7.072,-	
	ZUM	STY 220LL CWRZUM 6.037,-	STY 220LL CPBZUM 6.037,-	STY 220LL CSZUM 6.037,-	STY 220LL CBRZUM 6.037,-	STY 220LL CAZUM 5.807,-	STY 220LL CZUM 5.922,-	
	TEAK	W	STY 220LL WWR 7.187,-	STY 220LL WPB 7.187,-	STY 220LL WS 7.187,-	STY 220LL WBR 7.187,-	STY 220LL WA 6.957,-	STY 220LL W 7.072,-

OVAL DINING TABLE	
REF:	STY 300SD...
VOLUME:	2,7 m ³
WEIGHT:	A+C: 89,4 kg
	W+C: 90,6 kg
	A+W: 84,4 kg
	W+W: 85,6 kg
INFO:	ASSEMBLING NEEDED



	COATED ALUMINIUM					TEAK		
	WR	PB	S	BR	A	W		
CERAMIC	WUM	STY 300SD CWRWUM 7.877,-	STY 300SD CPBWUM 7.877,-	STY 300SD CSWUM 7.877,-	STY 300SD CBRWUM 7.877,-	STY 300SD CAWUM 7.647,-	STY 300SD CWUM 7.934,-	
	BS	STY 300SD CWRBS 8.222,-	STY 300SD CPBBS 8.222,-	STY 300SD CSBS 8.222,-	STY 300SD CBRBS 8.222,-	STY 300SD CABS 7.992,-	STY 300SD CBS 8.279,-	
	CD	STY 300SD CWRCD 8.452,-	STY 300SD CPBCD 8.452,-	STY 300SD CSCD 8.452,-	STY 300SD CBRCD 8.452,-	STY 300SD CACD 8.222,-	STY 300SD CCD 8.509,-	
	TR	STY 300SD CWRTR 7.877,-	STY 300SD CPBTR 7.877,-	STY 300SD CSTR 7.877,-	STY 300SD CBRTR 7.877,-	STY 300SD CATR 7.647,-	STY 300SD CTR 7.934,-	
	CL	STY 300SD CWRCL 8.452,-	STY 300SD CPBCL 8.452,-	STY 300SD CSCL 8.452,-	STY 300SD CBRCL 8.452,-	STY 300SD CACL 8.222,-	STY 300SD CCL 8.509,-	
	PG	STY 300SD CWRPG 7.877,-	STY 300SD CPBPG 7.877,-	STY 300SD CSPG 7.877,-	STY 300SD CBRPG 7.877,-	STY 300SD CAPG 7.647,-	STY 300SD CPG 7.934,-	
	TS	STY 300SD CWRTS 8.452,-	STY 300SD CPBTS 8.452,-	STY 300SD CSTS 8.452,-	STY 300SD CBRTS 8.452,-	STY 300SD CATS 8.222,-	STY 300SD CTS 8.509,-	
	TM	STY 300SD CWRTM 8.452,-	STY 300SD CPBTM 8.452,-	STY 300SD CSTM 8.452,-	STY 300SD CBRTM 8.452,-	STY 300SD CATM 8.222,-	STY 300SD CTM 8.509,-	
	NM	STY 300SD CWRNM 9.142,-	STY 300SD CPBNM 9.142,-	STY 300SD CSNM 9.142,-	STY 300SD CBRNM 9.142,-	STY 300SD CANM 8.912,-	STY 300SD CNM 9.199,-	
	ZUM	STY 300SD CWRZUM 7.877,-	STY 300SD CPBZUM 7.877,-	STY 300SD CSZUM 7.877,-	STY 300SD CBRZUM 7.877,-	STY 300SD CAZUM 7.647,-	STY 300SD CZUM 7.934,-	
	TEAK	W	STY 300SD WWR 9.257,-	STY 300SD WPB 9.257,-	STY 300SD WS 9.257,-	STY 300SD WBR 9.257,-	STY 300SD WA 9.027,-	STY 300SD W 9.314,-

OVAL LOW DINING TABLE	
REF:	STY 300LD...
VOLUME:	2,41 m ³
WEIGHT:	A+C: 89 kg
	W+C: 90,4 kg
	A+W: 84,1 kg
	W+W: 85,4 kg
INFO:	ASSEMBLING NEEDED



	COATED ALUMINIUM					TEAK		
	WR	PB	S	BR	A	W		
CERAMIC	WUM	STY 300LD CWRWUM 7.819,-	STY 300LD CPBWUM 7.819,-	STY 300LD CSWUM 7.819,-	STY 300LD CBRWUM 7.819,-	STY 300LD CAWUM 7.589,-	STY 300LD CWUM 7.877,-	
	BS	STY 300LD CWRBS 8.164,-	STY 300LD CPBBS 8.164,-	STY 300LD CSBS 8.164,-	STY 300LD CBRBS 8.164,-	STY 300LD CABS 7.934,-	STY 300LD CBS 8.222,-	
	CD	STY 300LD CWRCD 8.394,-	STY 300LD CPBCD 8.394,-	STY 300LD CSCD 8.394,-	STY 300LD CBRCD 8.394,-	STY 300LD CACD 8.164,-	STY 300LD CCD 8.452,-	
	TR	STY 300LD CWRTR 7.819,-	STY 300LD CPBTR 7.819,-	STY 300LD CSTR 7.819,-	STY 300LD CBRTR 7.819,-	STY 300LD CATR 7.589,-	STY 300LD CTR 7.877,-	
	CL	STY 300LD CWRCL 8.394,-	STY 300LD CPBCL 8.394,-	STY 300LD CSCL 8.394,-	STY 300LD CBRCL 8.394,-	STY 300LD CACL 8.164,-	STY 300LD CCL 8.452,-	
	PG	STY 300LD CWRPG 7.819,-	STY 300LD CPBPG 7.819,-	STY 300LD CSPG 7.819,-	STY 300LD CBRPG 7.819,-	STY 300LD CAPG 7.589,-	STY 300LD CPG 7.877,-	
	TS	STY 300LD CWRTS 8.394,-	STY 300LD CPBTS 8.394,-	STY 300LD CSTS 8.394,-	STY 300LD CBRTS 8.394,-	STY 300LD CATS 8.164,-	STY 300LD CTS 8.452,-	
	TM	STY 300LD CWRTM 8.394,-	STY 300LD CPBTM 8.394,-	STY 300LD CSTM 8.394,-	STY 300LD CBRTM 8.394,-	STY 300LD CATM 8.164,-	STY 300LD CTM 8.452,-	
	NM	STY 300LD CWRNM 9.084,-	STY 300LD CPBNM 9.084,-	STY 300LD CSNM 9.084,-	STY 300LD CBRNM 9.084,-	STY 300LD CANM 8.854,-	STY 300LD CNM 9.142,-	
	ZUM	STY 300LD CWRZUM 7.819,-	STY 300LD CPBZUM 7.819,-	STY 300LD CSZUM 7.819,-	STY 300LD CBRZUM 7.819,-	STY 300LD CAZUM 7.589,-	STY 300LD CZUM 7.877,-	
	TEAK	W	STY 300LD WWR 9.199,-	STY 300LD WPB 9.199,-	STY 300LD WS 9.199,-	STY 300LD WBR 9.199,-	STY 300LD WA 8.969,-	STY 300LD W 9.257,-

STYLETTO SPECIFICATIONS

OVAL HIGH LOUNGE TABLE	
REF:	STY 300HL...
VOLUME:	1,8 m ³
WEIGHT:	A+C: 88,2 kg
	W+C: 89,5 kg
	A+W: 83,2 kg
	W+W: 84,5 kg
INFO:	ASSEMBLING NEEDED



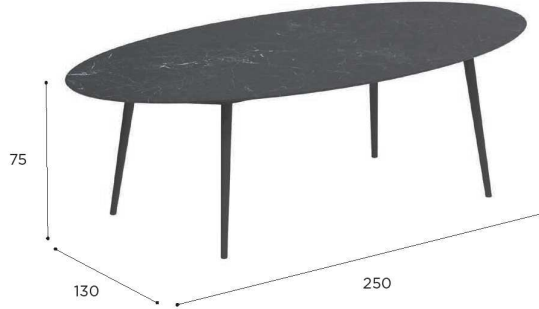
	COATED ALUMINIUM						TEAK
	WR	PB	S	BR	A	W	
CERAMIC	WUM	STY 300HL CWRWUM 7.762,-	STY 300HL CPBWUM 7.762,-	STY 300HL CSWUM 7.762,-	STY 300HL CBRWUM 7.762,-	STY 300HL CAWUM 7.532,-	STY 300HL CWUM 7.704,-
	BS	STY 300HL CWRBS 8.107,-	STY 300HL CPBBS 8.107,-	STY 300HL CSBS 8.107,-	STY 300HL CBRBS 8.107,-	STY 300HL CABS 7.877,-	STY 300HL CBS 8.049,-
	CD	STY 300HL CWRCD 8.337,-	STY 300HL CPBCD 8.337,-	STY 300HL CSCD 8.337,-	STY 300HL CBRCD 8.337,-	STY 300HL CACD 8.107,-	STY 300HL CCD 8.279,-
	TR	STY 300HL CWRTR 7.762,-	STY 300HL CPBTR 7.762,-	STY 300HL CSTR 7.762,-	STY 300HL CBRTR 7.762,-	STY 300HL CATR 7.532,-	STY 300HL CTR 7.704,-
	CL	STY 300HL CWRCL 8.337,-	STY 300HL CPBCL 8.337,-	STY 300HL CSL 8.337,-	STY 300HL CBRCL 8.337,-	STY 300HL CA 8.107,-	STY 300HL CCL 8.279,-
	PG	STY 300HL CWRPG 7.762,-	STY 300HL CPBPG 7.762,-	STY 300HL CSPG 7.762,-	STY 300HL CBRPG 7.762,-	STY 300HL CAPG 7.532,-	STY 300HL CPG 7.704,-
	TS	STY 300HL CWRTS 8.337,-	STY 300HL CPBTS 8.337,-	STY 300HL CSTS 8.337,-	STY 300HL CBRTS 8.337,-	STY 300HL CATS 8.107,-	STY 300HL CTS 8.279,-
	TM	STY 300HL CWRM 8.337,-	STY 300HL CPBM 8.337,-	STY 300HL CSTM 8.337,-	STY 300HL CBRM 8.337,-	STY 300HL CATM 8.107,-	STY 300HL CTM 8.279,-
	NM	STY 300HL CWRNM 9.027,-	STY 300HL CPBNM 9.027,-	STY 300HL CSNM 9.027,-	STY 300HL CBRNM 9.027,-	STY 300HL CANM 8.797,-	STY 300HL CNM 8.969,-
	ZUM	STY 300HL CWRZUM 7.762,-	STY 300HL CPBZUM 7.762,-	STY 300HL CSZUM 7.762,-	STY 300HL CBRZUM 7.762,-	STY 300HL CAZUM 7.532,-	STY 300HL CZUM 7.704,-
	W	STY 300HL WWR 9.142,-	STY 300HL WPB 9.142,-	STY 300HL WS 9.142,-	STY 300HL WBR 9.142,-	STY 300HL WA 8.912,-	STY 300HL W 9.084,-

OVAL LOW LOUNGE TABLE	
REF:	STY 300LL...
VOLUME:	1,26 m ³
WEIGHT:	A+C: 87,4 kg
	W+C: 89 kg
	A+W: 82,5 kg
	W+W: 84 kg
INFO:	ASSEMBLING NEEDED



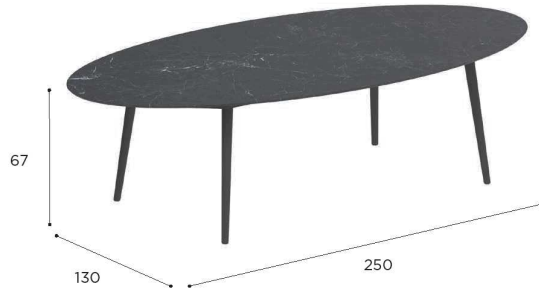
	COATED ALUMINIUM						TEAK
	WR	PB	S	BR	A	W	
CERAMIC	WUM	STY 300LL CWRWUM 7.704,-	STY 300LL CPBWUM 7.704,-	STY 300LL CSWUM 7.704,-	STY 300LL CBRWUM 7.704,-	STY 300LL CAWUM 7.474,-	STY 300LL CWUM 7.589,-
	BS	STY 300LL CWRBS 8.049,-	STY 300LL CPBBS 8.049,-	STY 300LL CSBS 8.049,-	STY 300LL CBRBS 8.049,-	STY 300LL CABS 7.819,-	STY 300LL CBS 7.934,-
	CD	STY 300LL CWRCD 8.279,-	STY 300LL CPBCD 8.279,-	STY 300LL CSCD 8.279,-	STY 300LL CBRCD 8.279,-	STY 300LL CACD 8.049,-	STY 300LL CCD 8.164,-
	TR	STY 300LL CWRTR 7.704,-	STY 300LL CPBTR 7.704,-	STY 300LL CSTR 7.704,-	STY 300LL CBRTR 7.704,-	STY 300LL CATR 7.474,-	STY 300LL CTR 7.589,-
	CL	STY 300LL CWRCL 8.279,-	STY 300LL CPBCL 8.279,-	STY 300LL CSL 8.279,-	STY 300LL CBRCL 8.279,-	STY 300LL CA 8.049,-	STY 300LL CCL 8.164,-
	PG	STY 300LL CWRPG 7.704,-	STY 300LL CPBPG 7.704,-	STY 300LL CSPG 7.704,-	STY 300LL CBRPG 7.704,-	STY 300LL CAPG 7.474,-	STY 300LL CPG 7.589,-
	TS	STY 300LL CWRTS 8.279,-	STY 300LL CPBTS 8.279,-	STY 300LL CSTS 8.279,-	STY 300LL CBRTS 8.279,-	STY 300LL CATS 8.049,-	STY 300LL CTS 8.164,-
	TM	STY 300LL CWRM 8.279,-	STY 300LL CPBM 8.279,-	STY 300LL CSTM 8.279,-	STY 300LL CBRM 8.279,-	STY 300LL CATM 8.049,-	STY 300LL CTM 8.164,-
	NM	STY 300LL CWRNM 8.969,-	STY 300LL CPBNM 8.969,-	STY 300LL CSNM 8.969,-	STY 300LL CBRNM 8.969,-	STY 300LL CANM 8.739,-	STY 300LL CNM 8.854,-
	ZUM	STY 300LL CWRZUM 7.704,-	STY 300LL CPBZUM 7.704,-	STY 300LL CSZUM 7.704,-	STY 300LL CBRZUM 7.704,-	STY 300LL CAZUM 7.474,-	STY 300LL CZUM 7.589,-
	W	STY 300LL WWR 9.084,-	STY 300LL WPB 9.084,-	STY 300LL WS 9.084,-	STY 300LL WBR 9.084,-	STY 300LL WA 8.854,-	STY 300LL W 8.969,-

ELLIPSE DINING TABLE	
REF:	STY 2513SD...
VOLUME:	2,44 m ³
WEIGHT:	A+C: 82 kg W+C: 83 kg
INFO:	ASSEMBLING NEEDED



		COATED ALUMINIUM					TEAK
		WR	PB	S	BR	A	W
CERAMIC	WUM	STY 2513SD CWRWUM	STY 2513SD CPBWUM	STY 2513SD CSWUM	STY 2513SD CBRWUM	STY 2513SD CAWUM	STY 2513SD CWUM
		7.532,-	7.532,-	7.532,-	7.532,-	7.302,-	7.589,-
	BS	STY 2513SD CWRBS	STY 2513SD CPBBS	STY 2513SD CSBS	STY 2513SD CBRBS	STY 2513SD CABS	STY 2513SD CBS
		7.762,-	7.762,-	7.762,-	7.762,-	7.532,-	7.819,-
	CD	STY 2513SD CWRCD	STY 2513SD CPBCD	STY 2513SD CSCD	STY 2513SD CBRCD	STY 2513SD CACD	STY 2513SD CCD
		7.992,-	7.992,-	7.992,-	7.992,-	7.762,-	8.049,-
	CL	STY 2513SD CWRCL	STY 2513SD CPBCL	STY 2513SD CSCL	STY 2513SD CBRCL	STY 2513SD CACL	STY 2513SD CCL
		7.992,-	7.992,-	7.992,-	7.992,-	7.762,-	8.049,-
	PG	STY 2513SD CWRPG	STY 2513SD CPBPG	STY 2513SD CSPG	STY 2513SD CBRPG	STY 2513SD CAPG	STY 2513SD CPG
		7.532,-	7.532,-	7.532,-	7.532,-	7.302,-	7.589,-
	TS	STY 2513SD CWRTS	STY 2513SD CPBTS	STY 2513SD CSTS	STY 2513SD CBRTS	STY 2513SD CATS	STY 2513SD CTS
		7.992,-	7.992,-	7.992,-	7.992,-	7.762,-	8.049,-
TM	STY 2513SD CWRM	STY 2513SD CPBTM	STY 2513SD CSTM	STY 2513SD CBRTM	STY 2513SD CATM	STY 2513SD CTM	
	7.992,-	7.992,-	7.992,-	7.992,-	7.762,-	8.049,-	
NM	STY 2513SD CWRNM	STY 2513SD CPBNM	STY 2513SD CSNM	STY 2513SD CBRNM	STY 2513SD CANM	STY 2513SD CNM	
	8.682,-	8.682,-	8.682,-	8.682,-	8.452,-	8.739,-	
ZUM	STY 2513SD CWRZUM	STY 2513SD CPBZUM	STY 2513SD CSZUM	STY 2513SD CBRZUM	STY 2513SD CAZUM	STY 2513SD CZUM	
	7.532,-	7.532,-	7.532,-	7.532,-	7.302,-	7.589,-	

ELLIPSE LOW DINING TABLE	
REF:	STY 2513LD...
VOLUME:	2,18 m ³
WEIGHT:	A+C: 81,7 kg W+C: 83 kg
INFO:	ASSEMBLING NEEDED



		COATED ALUMINIUM					TEAK
		WR	PB	S	BR	A	W
CERAMIC	WUM	STY 2513LD CWRWUM	STY 2513LD CPBWUM	STY 2513LD CSWUM	STY 2513LD CBRWUM	STY 2513LD CAWUM	STY 2513LD CWUM
		7.474,-	7.474,-	7.474,-	7.474,-	7.244,-	7.532,-
	BS	STY 2513LD CWRBS	STY 2513LD CPBBS	STY 2513LD CSBS	STY 2513LD CBRBS	STY 2513LD CABS	STY 2513LD CBS
		7.704,-	7.704,-	7.704,-	7.704,-	7.474,-	7.762,-
	CD	STY 2513LD CWRCD	STY 2513LD CPBCD	STY 2513LD CSCD	STY 2513LD CBRCD	STY 2513LD CACD	STY 2513LD CCD
		7.934,-	7.934,-	7.934,-	7.934,-	7.704,-	7.992,-
	CL	STY 2513LD CWRCL	STY 2513LD CPBCL	STY 2513LD CSCL	STY 2513LD CBRCL	STY 2513LD CACL	STY 2513LD CCL
		7.934,-	7.934,-	7.934,-	7.934,-	7.704,-	7.992,-
	PG	STY 2513LD CWRPG	STY 2513LD CPBPG	STY 2513LD CSPG	STY 2513LD CBRPG	STY 2513LD CAPG	STY 2513LD CPG
		7.474,-	7.474,-	7.474,-	7.474,-	7.244,-	7.532,-
	TS	STY 2513LD CWRTS	STY 2513LD CPBTS	STY 2513LD CSTS	STY 2513LD CBRTS	STY 2513LD CATS	STY 2513LD CTS
		7.934,-	7.934,-	7.934,-	7.934,-	7.704,-	7.992,-
TM	STY 2513LD CWRM	STY 2513LD CPBTM	STY 2513LD CSTM	STY 2513LD CBRTM	STY 2513LD CATM	STY 2513LD CTM	
	7.934,-	7.934,-	7.934,-	7.934,-	7.704,-	7.992,-	
NM	STY 2513LD CWRNM	STY 2513LD CPBNM	STY 2513LD CSNM	STY 2513LD CBRNM	STY 2513LD CANM	STY 2513LD CNM	
	8.624,-	8.624,-	8.624,-	8.624,-	8.394,-	8.682,-	
ZUM	STY 2513LD CWRZUM	STY 2513LD CPBZUM	STY 2513LD CSZUM	STY 2513LD CBRZUM	STY 2513LD CAZUM	STY 2513LD CZUM	
	7.474,-	7.474,-	7.474,-	7.474,-	7.244,-	7.532,-	

STYLETTO SPECIFICATIONS

ELLIPSE HIGH LOUNGE TABLE	
REF:	STY 2513HL...
VOLUME:	1,63 m ³
WEIGHT:	A+C: 80,8 kg W+C: 82,1 kg
INFO:	ASSEMBLING NEEDED



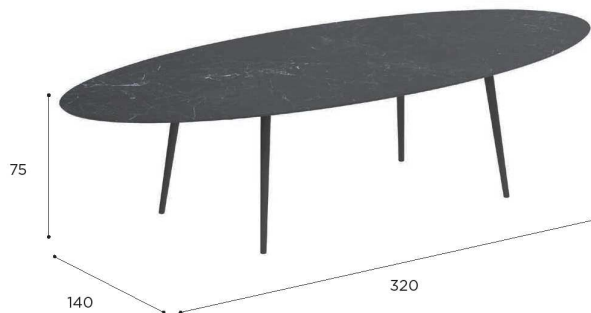
		COATED ALUMINIUM					TEAK
		WR	PB	S	BR	A	W
CERAMIC	WUM	STY 2513HL CWRWUM 7.417,-	STY 2513HL CPBWUM 7.417,-	STY 2513HL CSWUM 7.417,-	STY 2513HL CBRWUM 7.417,-	STY 2513HL CAWUM 7.187,-	STY 2513HL CWUM 7.359,-
	BS	STY 2513HL CWRBS 7.647,-	STY 2513HL CPBBS 7.647,-	STY 2513HL CSBS 7.647,-	STY 2513HL CBRBS 7.647,-	STY 2513HL CABS 7.417,-	STY 2513HL CBS 7.589,-
	CD	STY 2513HL CWRCD 7.877,-	STY 2513HL CPBCD 7.877,-	STY 2513HL CSCD 7.877,-	STY 2513HL CBRCD 7.877,-	STY 2513HL CACD 7.647,-	STY 2513HL CCD 7.819,-
	CL	STY 2513HL CWRCL 7.877,-	STY 2513HL CPBCL 7.877,-	STY 2513HL CSCCL 7.877,-	STY 2513HL CBRCL 7.877,-	STY 2513HL CACL 7.647,-	STY 2513HL CCL 7.819,-
	PG	STY 2513HL CWRPG 7.417,-	STY 2513HL CPBPG 7.417,-	STY 2513HL CSPG 7.417,-	STY 2513HL CBRPG 7.417,-	STY 2513HL CAPG 7.187,-	STY 2513HL CPG 7.359,-
	TS	STY 2513HL CWRTS 7.877,-	STY 2513HL CPBTS 7.877,-	STY 2513HL CSTS 7.877,-	STY 2513HL CBRTS 7.877,-	STY 2513HL CATS 7.647,-	STY 2513HL CTS 7.819,-
	TM	STY 2513HL CWRM 7.877,-	STY 2513HL CPBTM 7.877,-	STY 2513HL CSTM 7.877,-	STY 2513HL CBRM 7.877,-	STY 2513HL CATM 7.647,-	STY 2513HL CTM 7.819,-
	NM	STY 2513HL CWRNM 8.567,-	STY 2513HL CPBNM 8.567,-	STY 2513HL CSNM 8.567,-	STY 2513HL CBRNM 8.567,-	STY 2513HL CANM 8.337,-	STY 2513HL CNM 8.509,-
	ZUM	STY 2513HL CWRZUM 7.417,-	STY 2513HL CPBZUM 7.417,-	STY 2513HL CSZUM 7.417,-	STY 2513HL CBRZUM 7.417,-	STY 2513HL CAZUM 7.187,-	STY 2513HL CZUM 7.359,-

ELLIPSE LOW LOUNGE TABLE	
REF:	STY 2513LL...
VOLUME:	1,14 m ³
WEIGHT:	A+C: 80,1 kg W+C: 81,6 kg
INFO:	ASSEMBLING NEEDED



		COATED ALUMINIUM					TEAK
		WR	PB	S	BR	A	W
CERAMIC	WUM	STY 2513LL CWRWUM 7.359,-	STY 2513LL CPBWUM 7.359,-	STY 2513LL CSWUM 7.359,-	STY 2513LL CBRWUM 7.359,-	STY 2513LL CAWUM 7.129,-	STY 2513LL CWUM 7.244,-
	BS	STY 2513LL CWRBS 7.589,-	STY 2513LL CPBBS 7.589,-	STY 2513LL CSBS 7.589,-	STY 2513LL CBRBS 7.589,-	STY 2513LL CABS 7.359,-	STY 2513LL CBS 7.474,-
	CD	STY 2513LL CWRCD 7.819,-	STY 2513LL CPBCD 7.819,-	STY 2513LL CSCD 7.819,-	STY 2513LL CBRCD 7.819,-	STY 2513LL CACD 7.589,-	STY 2513LL CCD 7.704,-
	CL	STY 2513LL CWRCL 7.819,-	STY 2513LL CPBCL 7.819,-	STY 2513LL CSCCL 7.819,-	STY 2513LL CBRCL 7.819,-	STY 2513LL CACL 7.589,-	STY 2513LL CCL 7.704,-
	PG	STY 2513LL CWRPG 7.359,-	STY 2513LL CPBPG 7.359,-	STY 2513LL CSPG 7.359,-	STY 2513LL CBRPG 7.359,-	STY 2513LL CAPG 7.129,-	STY 2513LL CPG 7.244,-
	TS	STY 2513LL CWRM 7.819,-	STY 2513LL CPBTM 7.819,-	STY 2513LL CSTM 7.819,-	STY 2513LL CBRM 7.819,-	STY 2513LL CATM 7.589,-	STY 2513LL CTM 7.704,-
	TM	STY 2513LL CWRNM 8.509,-	STY 2513LL CPBNM 8.509,-	STY 2513LL CSNM 8.509,-	STY 2513LL CBRNM 8.509,-	STY 2513LL CANM 8.279,-	STY 2513LL CNM 8.394,-
	ZUM	STY 2513LL CWRZUM 7.359,-	STY 2513LL CPBZUM 7.359,-	STY 2513LL CSZUM 7.359,-	STY 2513LL CBRZUM 7.359,-	STY 2513LL CAZUM 7.129,-	STY 2513LL CZUM 7.244,-

ELLIPSE DINING TABLE	
REF:	STY 3214SD..
VOLUME:	3,36 m ³
WEIGHT:	A+C: 111,4 kg W+C: 112,6 kg
INFO:	ASSEMBLING NEEDED



		COATED ALUMINIUM					TEAK
		WR	PB	S	BR	A	W
CERAMIC	WUM	STY 3214SD CWRWUM 8.107,-	STY 3214SD CPBWUM 8.107,-	STY 3214SD CSWUM 8.107,-	STY 3214SD CBRWUM 8.107,-	STY 3214SD CAWUM 7.877,-	STY 3214SD CWUM 8.164,-
	BS	STY 3214SD CWRBS 8.452,-	STY 3214SD CPBBS 8.452,-	STY 3214SD CSBS 8.452,-	STY 3214SD CBRBS 8.452,-	STY 3214SD CABS 8.222,-	STY 3214SD CBS 8.509,-
	CD	STY 3214SD CWRCD 8.682,-	STY 3214SD CPBCD 8.682,-	STY 3214SD CSCD 8.682,-	STY 3214SD CBRCD 8.682,-	STY 3214SD CACD 8.452,-	STY 3214SD CCD 8.739,-
	CL	STY 3214SD CWRCL 8.682,-	STY 3214SD CPBCL 8.682,-	STY 3214SD CSCL 8.682,-	STY 3214SD CBRCL 8.682,-	STY 3214SD CACL 8.452,-	STY 3214SD CCL 8.739,-
	PG	STY 3214SD CWRPG 8.107,-	STY 3214SD CPBPG 8.107,-	STY 3214SD CSPG 8.107,-	STY 3214SD CBRPG 8.107,-	STY 3214SD CAPG 7.877,-	STY 3214SD CPG 8.164,-
	TS	STY 3214SD CWRTS 8.682,-	STY 3214SD CPBTS 8.682,-	STY 3214SD CSTS 8.682,-	STY 3214SD CBRTS 8.682,-	STY 3214SD CATS 8.452,-	STY 3214SD CTS 8.739,-
	TM	STY 3214SD CWRTM 8.682,-	STY 3214SD CPBTM 8.682,-	STY 3214SD CSTM 8.682,-	STY 3214SD CBRM 8.682,-	STY 3214SD CATM 8.452,-	STY 3214SD CTM 8.739,-
	NM	STY 3214SD CWRNM 9.487,-	STY 3214SD CPBNM 9.487,-	STY 3214SD CSNM 9.487,-	STY 3214SD CBRNM 9.487,-	STY 3214SD CANM 9.257,-	STY 3214SD CNM 9.544,-
	ZUM	STY 3214SD CWRZUM 8.107,-	STY 3214SD CPBZUM 8.107,-	STY 3214SD CSZUM 8.107,-	STY 3214SD CBRZUM 8.107,-	STY 3214SD CAZUM 7.877,-	STY 3214SD CZUM 8.164,-

ELLIPSE LOW DINING TABLE	
REF:	STY 3214LD..
VOLUME:	3 m ³
WEIGHT:	A+C: 111 kg W+C: 112,4 kg
INFO:	ASSEMBLING NEEDED



		COATED ALUMINIUM					TEAK
		WR	PB	S	BR	A	W
CERAMIC	WUM	STY 3214LD CWRWUM 8.049,-	STY 3214LD CPBWUM 8.049,-	STY 3214LD CSWUM 8.049,-	STY 3214LD CBRWUM 8.049,-	STY 3214LD CAWUM 7.819,-	STY 3214LD CWUM 8.107,-
	BS	STY 3214LD CWRBS 8.394,-	STY 3214LD CPBBS 8.394,-	STY 3214LD CSBS 8.394,-	STY 3214LD CBRBS 8.394,-	STY 3214LD CABS 8.164,-	STY 3214LD CBS 8.452,-
	CD	STY 3214LD CWRCD 8.624,-	STY 3214LD CPBCD 8.624,-	STY 3214LD CSCD 8.624,-	STY 3214LD CBRCD 8.624,-	STY 3214LD CACD 8.394,-	STY 3214LD CCD 8.682,-
	CL	STY 3214LD CWRCL 8.624,-	STY 3214LD CPBCL 8.624,-	STY 3214LD CSCL 8.624,-	STY 3214LD CBRCL 8.624,-	STY 3214LD CACL 8.394,-	STY 3214LD CCL 8.682,-
	PG	STY 3214LD CWRPG 8.049,-	STY 3214LD CPBPG 8.049,-	STY 3214LD CSPG 8.049,-	STY 3214LD CBRPG 8.049,-	STY 3214LD CAPG 7.819,-	STY 3214LD CPG 8.107,-
	TS	STY 3214LD CWRTS 8.624,-	STY 3214LD CPBTS 8.624,-	STY 3214LD CSTS 8.624,-	STY 3214LD CBRTS 8.624,-	STY 3214LD CATS 8.394,-	STY 3214LD CTS 8.682,-
	TM	STY 3214LD CWRTM 8.624,-	STY 3214LD CPBTM 8.624,-	STY 3214LD CSTM 8.624,-	STY 3214LD CBRM 8.624,-	STY 3214LD CATM 8.394,-	STY 3214LD CTM 8.682,-
	NM	STY 3214LD CWRNM 9.429,-	STY 3214LD CPBNM 9.429,-	STY 3214LD CSNM 9.429,-	STY 3214LD CBRNM 9.429,-	STY 3214LD CANM 9.199,-	STY 3214LD CNM 9.487,-
	ZUM	STY 3214LD CWRZUM 8.049,-	STY 3214LD CPBZUM 8.049,-	STY 3214LD CSZUM 8.049,-	STY 3214LD CBRZUM 8.049,-	STY 3214LD CAZUM 7.819,-	STY 3214LD CZUM 8.107,-

STYLETTO SPECIFICATIONS

ELLIPSE HIGH LOUNGE TABLE	
REF:	STY 3214HL...
VOLUME:	2,24 m ³
WEIGHT:	A+C: 110,2 kg W+C: 111,5 kg
INFO:	ASSEMBLING NEEDED



		COATED ALUMINIUM					TEAK
		WR	PB	S	BR	A	W
CERAMIC	WUM	STY 3214HL CWRWUM 7.992,-	STY 3214HL CPBWUM 7.992,-	STY 3214HL CSWUM 7.992,-	STY 3214HL CBRWUM 7.992,-	STY 3214HL CAWUM 7.762,-	STY 3214HL CWUM 7.934,-
	BS	STY 3214HL CWRBS 8.337,-	STY 3214HL CPBBS 8.337,-	STY 3214HL CSBS 8.337,-	STY 3214HL CBRBS 8.337,-	STY 3214HL CABS 8.107,-	STY 3214HL CBS 8.279,-
	CD	STY 3214HL CWRCD 8.567,-	STY 3214HL CPBCD 8.567,-	STY 3214HL CSCD 8.567,-	STY 3214HL CBRCD 8.567,-	STY 3214HL CACD 8.337,-	STY 3214HL CCD 8.509,-
	CL	STY 3214HL CWRCL 8.567,-	STY 3214HL CPBCL 8.567,-	STY 3214HL CSCL 8.567,-	STY 3214HL CBRCL 8.567,-	STY 3214HL CACL 8.337,-	STY 3214HL CCL 8.509,-
	PG	STY 3214HL CWRPG 7.992,-	STY 3214HL CPBPG 7.992,-	STY 3214HL CSPG 7.992,-	STY 3214HL CBRPG 7.992,-	STY 3214HL CAPG 7.762,-	STY 3214HL CPG 7.934,-
	TS	STY 3214HL CWRTS 8.567,-	STY 3214HL CPBTS 8.567,-	STY 3214HL CSTS 8.567,-	STY 3214HL CBRTS 8.567,-	STY 3214HL CATS 8.337,-	STY 3214HL CTS 8.509,-
	TM	STY 3214HL CWRM 8.567,-	STY 3214HL CPBM 8.567,-	STY 3214HL CSTM 8.567,-	STY 3214HL CBM 8.567,-	STY 3214HL CATM 8.337,-	STY 3214HL CTM 8.509,-
	NM	STY 3214HL CWRNM 9.372,-	STY 3214HL CPBNM 9.372,-	STY 3214HL CSNM 9.372,-	STY 3214HL CBRNM 9.372,-	STY 3214HL CANM 9.142,-	STY 3214HL CNM 9.314,-
	ZUM	STY 3214HL CWRZUM 7.992,-	STY 3214HL CPBZUM 7.992,-	STY 3214HL CSZUM 7.992,-	STY 3214HL CBRZUM 7.992,-	STY 3214HL CAZUM 7.762,-	STY 3214HL CZUM 7.934,-

ELLIPSE LOW LOUNGE TABLE	
REF:	STY 3214LL...
VOLUME:	1,57 m ³
WEIGHT:	A+C: 109,4 kg W+C: 111 kg
INFO:	ASSEMBLING NEEDED



		COATED ALUMINIUM					TEAK
		WR	PB	S	BR	A	W
CERAMIC	WUM	STY 3214LL CWRWUM 7.934,-	STY 3214LL CPBWUM 7.934,-	STY 3214LL CSWUM 7.934,-	STY 3214LL CBRWUM 7.934,-	STY 3214LL CAWUM 7.704,-	STY 3214LL CWUM 7.819,-
	BS	STY 3214LL CWRBS 8.279,-	STY 3214LL CPBBS 8.279,-	STY 3214LL CSBS 8.279,-	STY 3214LL CBRBS 8.279,-	STY 3214LL CABS 8.049,-	STY 3214LL CBS 8.164,-
	CD	STY 3214LL CWRCD 8.509,-	STY 3214LL CPBCD 8.509,-	STY 3214LL CSCD 8.509,-	STY 3214LL CBRCD 8.509,-	STY 3214LL CACD 8.279,-	STY 3214LL CCD 8.394,-
	CL	STY 3214LL CWRCL 8.509,-	STY 3214LL CPBCL 8.509,-	STY 3214LL CSCL 8.509,-	STY 3214LL CBRCL 8.509,-	STY 3214LL CACL 8.279,-	STY 3214LL CCL 8.394,-
	PG	STY 3214LL CWRPG 7.934,-	STY 3214LL CPBPG 7.934,-	STY 3214LL CSPG 7.934,-	STY 3214LL CBRPG 7.934,-	STY 3214LL CAPG 7.704,-	STY 3214LL CPG 7.819,-
	TS	STY 3214LL CWRM 8.509,-	STY 3214LL CPBM 8.509,-	STY 3214LL CSTM 8.509,-	STY 3214LL CBM 8.509,-	STY 3214LL CATM 8.279,-	STY 3214LL CTM 8.394,-
	TM	STY 3214LL CWRNM 8.509,-	STY 3214LL CPBNM 8.509,-	STY 3214LL CSNM 8.509,-	STY 3214LL CBRNM 8.509,-	STY 3214LL CANM 8.279,-	STY 3214LL CNM 8.394,-
	NM	STY 3214LL CWRNM 9.314,-	STY 3214LL CPBNM 9.314,-	STY 3214LL CSNM 9.314,-	STY 3214LL CBRNM 9.314,-	STY 3214LL CANM 9.084,-	STY 3214LL CNM 9.199,-
	ZUM	STY 3214LL CWRZUM 7.934,-	STY 3214LL CPBZUM 7.934,-	STY 3214LL CSZUM 7.934,-	STY 3214LL CBRZUM 7.934,-	STY 3214LL CAZUM 7.704,-	STY 3214LL CZUM 7.819,-

ROUND DINING TABLE	
REF:	STY 120RSD...
VOLUME:	1,08 m ³
WEIGHT:	A+C: 44,5 kg
	W+C: 40,7 kg
	A+W: 30,6 kg
	W+W: 26,8 kg
INFO:	ASSEMBLING NEEDED



		COATED ALUMINIUM					TEAK	
		WR	PB	S	BR	A	W	
CERAMIC	WUM	STY 120RSD CWRWUM 3.564,-	STY 120RSD CPBWUM 3.564,-	STY 120RSD CSWUM 3.564,-	STY 120RSD CBRWUM 3.564,-	STY 120RSD CAWUM 3.392,-	STY 120RSD CWUM 3.622,-	
	BS	STY 120RSD CWRBS 3.679,-	STY 120RSD CPBBS 3.679,-	STY 120RSD CSBS 3.679,-	STY 120RSD CBRBS 3.679,-	STY 120RSD CABS 3.507,-	STY 120RSD CBS 3.737,-	
	CD	STY 120RSD CWRCD 3.794,-	STY 120RSD CPBCD 3.794,-	STY 120RSD CSCD 3.794,-	STY 120RSD CBRCD 3.794,-	STY 120RSD CACD 3.622,-	STY 120RSD CCD 3.852,-	
	TR	STY 120RSD CWRTR 3.564,-	STY 120RSD CPBTR 3.564,-	STY 120RSD CSTR 3.564,-	STY 120RSD CBTR 3.564,-	STY 120RSD CATR 3.392,-	STY 120RSD CTR 3.622,-	
	CL	STY 120RSD CWRCL 3.794,-	STY 120RSD CPBCL 3.794,-	STY 120RSD CSCL 3.794,-	STY 120RSD CBRCL 3.794,-	STY 120RSD CACL 3.622,-	STY 120RSD CCL 3.852,-	
	PG	STY 120RSD CWRPG 3.564,-	STY 120RSD CPBPG 3.564,-	STY 120RSD CSPG 3.564,-	STY 120RSD CBRPG 3.564,-	STY 120RSD CAPG 3.392,-	STY 120RSD CPG 3.622,-	
	TS	STY 120RSD CWRTS 3.794,-	STY 120RSD CPBTS 3.794,-	STY 120RSD CSTS 3.794,-	STY 120RSD CBRTS 3.794,-	STY 120RSD CATS 3.622,-	STY 120RSD CTS 3.852,-	
	TM	STY 120RSD CWRTM 3.794,-	STY 120RSD CPBTM 3.794,-	STY 120RSD CSTM 3.794,-	STY 120RSD CBRTM 3.794,-	STY 120RSD CATM 3.622,-	STY 120RSD CTM 3.852,-	
	NM	STY 120RSD CWRNM 4.139,-	STY 120RSD CPBNM 4.139,-	STY 120RSD CSNM 4.139,-	STY 120RSD CBRNM 4.139,-	STY 120RSD CANM 3.967,-	STY 120RSD CNM 4.197,-	
	ZUM	STY 120RSD CWRZUM 3.564,-	STY 120RSD CPBZUM 3.564,-	STY 120RSD CSZUM 3.564,-	STY 120RSD CBRZUM 3.564,-	STY 120RSD CAZUM 3.392,-	STY 120RSD CZUM 3.622,-	
	TEAK	W	STY 120RSD WWR 3.334,-	STY 120RSD WPB 3.334,-	STY 120RSD WS 3.334,-	STY 120RSD WBR 3.334,-	STY 120RSD WA 3.162,-	STY 120RSD W 3.392,-

ROUND LOW DINING TABLE	
REF:	STY 120RLD...
VOLUME:	0,96 m ³
WEIGHT:	A+C: 39,5 kg
	W+C: 40,6 kg
	A+W: 30,1 kg
	W+W: 25,6 kg
INFO:	ASSEMBLING NEEDED



		COATED ALUMINIUM					TEAK	
		WR	PB	S	BR	A	W	
CERAMIC	WUM	STY 120RLD CWRWUM 3.564,-	STY 120RLD CPBWUM 3.564,-	STY 120RLD CSWUM 3.564,-	STY 120RLD CBRWUM 3.564,-	STY 120RLD CAWUM 3.392,-	STY 120RLD CWUM 3.564,-	
	BS	STY 120RLD CWRBS 3.679,-	STY 120RLD CPBBS 3.679,-	STY 120RLD CSBS 3.679,-	STY 120RLD CBRBS 3.679,-	STY 120RLD CABS 3.507,-	STY 120RLD CBS 3.679,-	
	CD	STY 120RLD CWRCD 3.794,-	STY 120RLD CPBCD 3.794,-	STY 120RLD CSCD 3.794,-	STY 120RLD CBRCD 3.794,-	STY 120RLD CACD 3.622,-	STY 120RLD CCD 3.794,-	
	TR	STY 120RLD CWRTR 3.564,-	STY 120RLD CPBTR 3.564,-	STY 120RLD CSTR 3.564,-	STY 120RLD CBTR 3.564,-	STY 120RLD CATR 3.392,-	STY 120RLD CTR 3.564,-	
	CL	STY 120RLD CWRCL 3.794,-	STY 120RLD CPBCL 3.794,-	STY 120RLD CSCL 3.794,-	STY 120RLD CBRCL 3.794,-	STY 120RLD CACL 3.622,-	STY 120RLD CCL 3.794,-	
	PG	STY 120RLD CWRPG 3.564,-	STY 120RLD CPBPG 3.564,-	STY 120RLD CSPG 3.564,-	STY 120RLD CBRPG 3.564,-	STY 120RLD CAPG 3.392,-	STY 120RLD CPG 3.564,-	
	TS	STY 120RLD CWRTS 3.794,-	STY 120RLD CPBTS 3.794,-	STY 120RLD CSTS 3.794,-	STY 120RLD CBRTS 3.794,-	STY 120RLD CATS 3.622,-	STY 120RLD CTS 3.794,-	
	TM	STY 120RLD CWRTM 3.794,-	STY 120RLD CPBTM 3.794,-	STY 120RLD CSTM 3.794,-	STY 120RLD CBRTM 3.794,-	STY 120RLD CATM 3.622,-	STY 120RLD CTM 3.794,-	
	NM	STY 120RLD CWRNM 4.139,-	STY 120RLD CPBNM 4.139,-	STY 120RLD CSNM 4.139,-	STY 120RLD CBRNM 4.139,-	STY 120RLD CANM 3.967,-	STY 120RLD CNM 4.139,-	
	ZUM	STY 120RLD CWRZUM 3.564,-	STY 120RLD CPBZUM 3.564,-	STY 120RLD CSZUM 3.564,-	STY 120RLD CBRZUM 3.564,-	STY 120RLD CAZUM 3.392,-	STY 120RLD CZUM 3.564,-	
	TEAK	W	STY 120RLD WWR 3.334,-	STY 120RLD WPB 3.334,-	STY 120RLD WS 3.334,-	STY 120RLD WBR 3.334,-	STY 120RLD WA 3.162,-	STY 120RLD W 3.334,-

STYLETTO SPECIFICATIONS

ROUND HIGH LOUNGE TABLE	
REF:	STY 120RHL...
VOLUME:	0,72 m ³
WEIGHT:	A+C: 38,9 kg W+C: 39,9 kg A+W: 25 kg W+W: 26 kg
INFO:	ASSEMBLING NEEDED



	COATED ALUMINIUM					TEAK		
	WR	PB	S	BR	A	W		
CERAMIC	WUM	STY 120RHL_CWRWUM 3.484,-	STY 120RHL_CPBWUM 3.484,-	STY 120RHL_CSWUM 3.484,-	STY 120RHL_CBRWUM 3.484,-	STY 120RHL_CAWUM 3.311,-	STY 120RHL_CWUM 3.449,-	
	BS	STY 120RHL_CWRBS 3.599,-	STY 120RHL_CPBBS 3.599,-	STY 120RHL_CSBS 3.599,-	STY 120RHL_CBRBS 3.599,-	STY 120RHL_CABS 3.426,-	STY 120RHL_CBS 3.564,-	
	CD	STY 120RHL_CWRCD 3.714,-	STY 120RHL_CPB CD 3.714,-	STY 120RHL_CSCD 3.714,-	STY 120RHL_CBRCD 3.714,-	STY 120RHL_CACD 3.541,-	STY 120RHL_CCD 3.679,-	
	TR	STY 120RHL_CWRTR 3.484,-	STY 120RHL_CPBTR 3.484,-	STY 120RHL_CSTR 3.484,-	STY 120RHL_CBRTR 3.484,-	STY 120RHL_CATR 3.311,-	STY 120RHL_CTR 3.449,-	
	CL	STY 120RHL_CWRCL 3.714,-	STY 120RHL_CPBCL 3.714,-	STY 120RHL_C_SCL 3.714,-	STY 120RHL_CBRCL 3.714,-	STY 120RHL_CACL 3.541,-	STY 120RHL_CCL 3.679,-	
	PG	STY 120RHL_CWRPG 3.484,-	STY 120RHL_CPBPG 3.484,-	STY 120RHL_CSPG 3.484,-	STY 120RHL_CBRPG 3.484,-	STY 120RHL_CAPG 3.311,-	STY 120RHL_CPG 3.449,-	
	TS	STY 120RHL_CWRTS 3.714,-	STY 120RHL_CPBTS 3.714,-	STY 120RHL_CSTS 3.714,-	STY 120RHL_CBRTS 3.714,-	STY 120RHL_CATS 3.541,-	STY 120RHL_CTS 3.679,-	
	TM	STY 120RHL_CWRTM 3.714,-	STY 120RHL_CPB TM 3.714,-	STY 120RHL_CSTM 3.714,-	STY 120RHL_CBR TM 3.714,-	STY 120RHL_CATM 3.541,-	STY 120RHL_CTM 3.679,-	
	NM	STY 120RHL_CWRNM 4.059,-	STY 120RHL_CPB NM 4.059,-	STY 120RHL_CSNM 4.059,-	STY 120RHL_CBRNM 4.059,-	STY 120RHL_CANM 3.886,-	STY 120RHL_CNM 4.024,-	
	ZUM	STY 120RHL_CWRZUM 3.484,-	STY 120RHL_CPBZUM 3.484,-	STY 120RHL_CSZUM 3.484,-	STY 120RHL_CBRZUM 3.484,-	STY 120RHL_CAZUM 3.311,-	STY 120RHL_CZUM 3.449,-	
	TEAK	W	STY 120RHL_WWR 3.254,-	STY 120RHL_WPB 3.254,-	STY 120RHL_WS 3.254,-	STY 120RHL_WBR 3.254,-	STY 120RHL_WA 3.081,-	STY 120RHL_W 3.219,-

ROUND LOW LOUNGE TABLE	
REF:	STY 120RLL...
VOLUME:	0,5 m ³
WEIGHT:	A+C: 40,7 kg W+C: 39,5 kg A+W: 26,8 kg W+W: 25,6 kg
INFO:	ASSEMBLING NEEDED



	COATED ALUMINIUM					TEAK		
	WR	PB	S	BR	A	W		
CERAMIC	WUM	STY 120RLL_CWRWUM 3.449,-	STY 120RLL_CPBWUM 3.449,-	STY 120RLL_CSWUM 3.449,-	STY 120RLL_CBRWUM 3.449,-	STY 120RLL_CAWUM 3.277,-	STY 120RLL_CWUM 3.334,-	
	BS	STY 120RLL_CWRBS 3.564,-	STY 120RLL_CPBBS 3.564,-	STY 120RLL_CSBS 3.564,-	STY 120RLL_CBRBS 3.564,-	STY 120RLL_CABS 3.392,-	STY 120RLL_CBS 3.449,-	
	CD	STY 120RLL_CWRCD 3.679,-	STY 120RLL_CPB CD 3.679,-	STY 120RLL_CSCD 3.679,-	STY 120RLL_CBRCD 3.679,-	STY 120RLL_CACD 3.507,-	STY 120RLL_CCD 3.564,-	
	TR	STY 120RLL_CWRTR 3.449,-	STY 120RLL_CPBTR 3.449,-	STY 120RLL_CSTR 3.449,-	STY 120RLL_CBRTR 3.449,-	STY 120RLL_CATR 3.277,-	STY 120RLL_CTR 3.334,-	
	CL	STY 120RLL_CWRCL 3.679,-	STY 120RLL_CPBCL 3.679,-	STY 120RLL_C_SCL 3.679,-	STY 120RLL_CBRCL 3.679,-	STY 120RLL_CACL 3.507,-	STY 120RLL_CCL 3.564,-	
	PG	STY 120RLL_CWRPG 3.449,-	STY 120RLL_CPBPG 3.449,-	STY 120RLL_CSPG 3.449,-	STY 120RLL_CBRPG 3.449,-	STY 120RLL_CAPG 3.277,-	STY 120RLL_CPG 3.334,-	
	TS	STY 120RLL_CWRTS 3.679,-	STY 120RLL_CPBTS 3.679,-	STY 120RLL_CSTS 3.679,-	STY 120RLL_CBRTS 3.679,-	STY 120RLL_CATS 3.507,-	STY 120RLL_CTS 3.564,-	
	TM	STY 120RLL_CWRTM 3.679,-	STY 120RLL_CPB TM 3.679,-	STY 120RLL_CSTM 3.679,-	STY 120RLL_CBR TM 3.679,-	STY 120RLL_CATM 3.507,-	STY 120RLL_CTM 3.564,-	
	NM	STY 120RLL_CWRNM 4.024,-	STY 120RLL_CPB NM 4.024,-	STY 120RLL_CSNM 4.024,-	STY 120RLL_CBRNM 4.024,-	STY 120RLL_CANM 3.852,-	STY 120RLL_CNM 3.909,-	
	ZUM	STY 120RLL_CWRZUM 3.449,-	STY 120RLL_CPBZUM 3.449,-	STY 120RLL_CSZUM 3.449,-	STY 120RLL_CBRZUM 3.449,-	STY 120RLL_CAZUM 3.277,-	STY 120RLL_CZUM 3.334,-	
	TEAK	W	STY 120RLL_WWR 3.219,-	STY 120RLL_WPB 3.219,-	STY 120RLL_WS 3.219,-	STY 120RLL_WBR 3.219,-	STY 120RLL_WA 3.047,-	STY 120RLL_W 3.104,-

ROUND DINING TABLE	
REF:	STY 160RSD...
VOLUME:	1,92 m ³
WEIGHT:	A+C: 60,9 kg
	W+C: 66,5 kg
	A+W: 39 kg
	W+W: 39,9 kg
INFO:	ASSEMBLING NEEDED



	COATED ALUMINIUM					TEAK	
	WR	PB	S	BR	A	W	
CERAMIC	WUM	STY 160RSD CWRWUM 5.059,-	STY 160RSD CPBWUM 5.059,-	STY 160RSD CSWUM 5.059,-	STY 160RSD CBRWUM 5.059,-	STY 160RSD CAWUM 4.829,-	STY 160RSD CWUM 5.059,-
	BS	STY 160RSD CWRBS 5.289,-	STY 160RSD CPBBS 5.289,-	STY 160RSD CSBS 5.289,-	STY 160RSD CBRBS 5.289,-	STY 160RSD CABS 5.059,-	STY 160RSD CBS 5.289,-
	CD	STY 160RSD CWRCD 5.404,-	STY 160RSD CPBCD 5.404,-	STY 160RSD CSCD 5.404,-	STY 160RSD CBRCD 5.404,-	STY 160RSD CACD 5.174,-	STY 160RSD CCD 5.404,-
	CL	STY 160RSD CWRCL 5.404,-	STY 160RSD CPBCL 5.404,-	STY 160RSD CSCL 5.404,-	STY 160RSD CBRCL 5.404,-	STY 160RSD CACL 5.174,-	STY 160RSD CCL 5.404,-
	PG	STY 160RSD CWRPG 5.059,-	STY 160RSD CPBPG 5.059,-	STY 160RSD CSPG 5.059,-	STY 160RSD CBRPG 5.059,-	STY 160RSD CAPG 4.829,-	STY 160RSD CPG 5.059,-
	TS	STY 160RSD CWRTS 5.404,-	STY 160RSD CPBTS 5.404,-	STY 160RSD CSTS 5.404,-	STY 160RSD CBRTS 5.404,-	STY 160RSD CATS 5.174,-	STY 160RSD CTS 5.404,-
	TM	STY 160RSD CWRTM 5.404,-	STY 160RSD CPBTM 5.404,-	STY 160RSD CSTM 5.404,-	STY 160RSD CBRTM 5.404,-	STY 160RSD CATM 5.174,-	STY 160RSD CTM 5.404,-
	NM	STY 160RSD CWRNM 5.634,-	STY 160RSD CPBNM 5.634,-	STY 160RSD CSNM 5.634,-	STY 160RSD CBRNM 5.634,-	STY 160RSD CANM 5.404,-	STY 160RSD CNM 5.634,-
	ZUM	STY 160RSD CWRZUM 5.059,-	STY 160RSD CPBZUM 5.059,-	STY 160RSD CSZUM 5.059,-	STY 160RSD CBRZUM 5.059,-	STY 160RSD CAZUM 4.829,-	STY 160RSD CZUM 5.059,-
	TEAK	W	STY 160RSD WWR 4.714,-	STY 160RSD WPB 4.714,-	STY 160RSD WS 4.714,-	STY 160RSD WBR 4.714,-	STY 160RSD WA 4.484,-

ROUND LOW DINING TABLE	
REF:	STY 160RLD...
VOLUME:	1,72 m ³
WEIGHT:	A+C: 65,3 kg
	W+C: 61,6 kg
	A+W: 38,7 kg
	W+W: 39,7 kg
INFO:	ASSEMBLING NEEDED



	COATED ALUMINIUM					TEAK	
	WR	PB	S	BR	A	W	
CERAMIC	WUM	STY 160RLD CWRWUM 5.059,-	STY 160RLD CPBWUM 5.059,-	STY 160RLD CSWUM 5.059,-	STY 160RLD CBRWUM 5.059,-	STY 160RLD CAWUM 4.829,-	STY 160RLD CWUM 5.002,-
	BS	STY 160RLD CWRBS 5.289,-	STY 160RLD CPBBS 5.289,-	STY 160RLD CSBS 5.289,-	STY 160RLD CBRBS 5.289,-	STY 160RLD CABS 5.059,-	STY 160RLD CBS 5.232,-
	CD	STY 160RLD CWRCD 5.404,-	STY 160RLD CPBCD 5.404,-	STY 160RLD CSCD 5.404,-	STY 160RLD CBRCD 5.404,-	STY 160RLD CACD 5.174,-	STY 160RLD CCD 5.347,-
	CL	STY 160RLD CWRCL 5.404,-	STY 160RLD CPBCL 5.404,-	STY 160RLD CSCL 5.404,-	STY 160RLD CBRCL 5.404,-	STY 160RLD CACL 5.174,-	STY 160RLD CCL 5.347,-
	PG	STY 160RLD CWRPG 5.059,-	STY 160RLD CPBPG 5.059,-	STY 160RLD CSPG 5.059,-	STY 160RLD CBRPG 5.059,-	STY 160RLD CAPG 4.829,-	STY 160RLD CPG 5.002,-
	TS	STY 160RLD CWRTS 5.404,-	STY 160RLD CPBTS 5.404,-	STY 160RLD CSTS 5.404,-	STY 160RLD CBRTS 5.404,-	STY 160RLD CATS 5.174,-	STY 160RLD CTS 5.347,-
	TM	STY 160RLD CWRTM 5.404,-	STY 160RLD CPBTM 5.404,-	STY 160RLD CSTM 5.404,-	STY 160RLD CBRTM 5.404,-	STY 160RLD CATM 5.174,-	STY 160RLD CTM 5.347,-
	NM	STY 160RLD CWRNM 5.634,-	STY 160RLD CPBNM 5.634,-	STY 160RLD CSNM 5.634,-	STY 160RLD CBRNM 5.634,-	STY 160RLD CANM 5.404,-	STY 160RLD CNM 5.577,-
	ZUM	STY 160RLD CWRZUM 5.059,-	STY 160RLD CPBZUM 5.059,-	STY 160RLD CSZUM 5.059,-	STY 160RLD CBRZUM 5.059,-	STY 160RLD CAZUM 4.829,-	STY 160RLD CZUM 5.002,-
	TEAK	W	STY 160RLD WWR 4.714,-	STY 160RLD WPB 4.714,-	STY 160RLD WS 4.714,-	STY 160RLD WBR 4.714,-	STY 160RLD WA 4.484,-

STYLETTO SPECIFICATIONS

ROUND HIGH LOUNGE TABLE	
REF:	STY 160RHL...
VOLUME:	1,28 m ³
WEIGHT:	A+C: 59,9 kg W+C: 65,7 kg A+W: 38,1 kg W+W: 39 kg
INFO:	ASSEMBLING NEEDED



	COATED ALUMINIUM					TEAK		
	WR	PB	S	BR	A	W		
CERAMIC	WUM	STY 160RHL_CWRWUM 4.979,-	STY 160RHL_CPBWUM 4.979,-	STY 160RHL_CSWUM 4.979,-	STY 160RHL_CBRWUM 4.979,-	STY 160RHL_CAWUM 4.749,-	STY 160RHL_CWUM 4.887,-	
	BS	STY 160RHL_CWRBS 5.209,-	STY 160RHL_CPBBS 5.209,-	STY 160RHL_CSBS 5.209,-	STY 160RHL_CBRBS 5.209,-	STY 160RHL_CABS 4.979,-	STY 160RHL_CBS 5.117,-	
	CD	STY 160RHL_CWRCD 5.324,-	STY 160RHL_CPCD 5.324,-	STY 160RHL_CSCD 5.324,-	STY 160RHL_CBRCD 5.324,-	STY 160RHL_CACD 5.094,-	STY 160RHL_CCD 5.232,-	
	CL	STY 160RHL_CWRCL 5.324,-	STY 160RHL_CPBCL 5.324,-	STY 160RHL_CSCCL 5.324,-	STY 160RHL_CBRCL 5.324,-	STY 160RHL_CACL 5.094,-	STY 160RHL_CCL 5.232,-	
	PG	STY 160RHL_CWRPG 4.979,-	STY 160RHL_CPBPG 4.979,-	STY 160RHL_CSPG 4.979,-	STY 160RHL_CBRPG 4.979,-	STY 160RHL_CAPG 4.749,-	STY 160RHL_CPG 4.887,-	
	TS	STY 160RHL_CWRTS 5.324,-	STY 160RHL_CPBTS 5.324,-	STY 160RHL_CSTS 5.324,-	STY 160RHL_CBRTS 5.324,-	STY 160RHL_CATS 5.094,-	STY 160RHL_CTS 5.232,-	
	TM	STY 160RHL_CWRM 5.324,-	STY 160RHL_CPB 5.324,-	STY 160RHL_CSM 5.324,-	STY 160RHL_CBRM 5.324,-	STY 160RHL_CAM 5.094,-	STY 160RHL_CM 5.232,-	
	NM	STY 160RHL_CWRNM 5.554,-	STY 160RHL_CPBNM 5.554,-	STY 160RHL_CSNM 5.554,-	STY 160RHL_CBRNM 5.554,-	STY 160RHL_CANM 5.324,-	STY 160RHL_CNM 5.462,-	
	ZUM	STY 160RHL_CWRZUM 4.979,-	STY 160RHL_CPBZUM 4.979,-	STY 160RHL_CSZUM 4.979,-	STY 160RHL_CBRZUM 4.979,-	STY 160RHL_CAZUM 4.749,-	STY 160RHL_CZUM 4.887,-	
	TEAK	W	STY 160RHL_WWR 4.634,-	STY 160RHL_WPB 4.634,-	STY 160RHL_WS 4.634,-	STY 160RHL_WBR 4.634,-	STY 160RHL_WA 4.404,-	STY 160RHL_W 4.542,-

ROUND LOW LOUNGE TABLE	
REF:	STY 160RLL...
VOLUME:	0,9 m ³
WEIGHT:	A+C: 64,1 kg W+C: 65,3 kg A+W: 37,5 kg W+W: 38,7 kg
INFO:	ASSEMBLING NEEDED



	COATED ALUMINIUM					TEAK		
	WR	PB	S	BR	A	W		
CERAMIC	WUM	STY 160RLL_CWRWUM 4.944,-	STY 160RLL_CPBWUM 4.944,-	STY 160RLL_CSWUM 4.944,-	STY 160RLL_CBRWUM 4.944,-	STY 160RLL_CAWUM 4.714,-	STY 160RLL_CWUM 4.772,-	
	BS	STY 160RLL_CWRBS 5.174,-	STY 160RLL_CPBBS 5.174,-	STY 160RLL_CSBS 5.174,-	STY 160RLL_CBRBS 5.174,-	STY 160RLL_CABS 4.944,-	STY 160RLL_CBS 5.002,-	
	CD	STY 160RLL_CWRCD 5.289,-	STY 160RLL_CPCD 5.289,-	STY 160RLL_CSCD 5.289,-	STY 160RLL_CBRCD 5.289,-	STY 160RLL_CACD 5.059,-	STY 160RLL_CCD 5.117,-	
	CL	STY 160RLL_CWRCL 5.289,-	STY 160RLL_CPBCL 5.289,-	STY 160RLL_CSCCL 5.289,-	STY 160RLL_CBRCL 5.289,-	STY 160RLL_CACL 5.059,-	STY 160RLL_CCL 5.117,-	
	PG	STY 160RLL_CWRPG 4.944,-	STY 160RLL_CPBPG 4.944,-	STY 160RLL_CSPG 4.944,-	STY 160RLL_CBRPG 4.944,-	STY 160RLL_CAPG 4.714,-	STY 160RLL_CPG 4.772,-	
	TS	STY 160RLL_CWRM 5.289,-	STY 160RLL_CPB 5.289,-	STY 160RLL_CSM 5.289,-	STY 160RLL_CBRM 5.289,-	STY 160RLL_CAM 5.059,-	STY 160RLL_CM 5.117,-	
	TM	STY 160RLL_CWRM 5.289,-	STY 160RLL_CPB 5.289,-	STY 160RLL_CSM 5.289,-	STY 160RLL_CBRM 5.289,-	STY 160RLL_CAM 5.059,-	STY 160RLL_CM 5.117,-	
	NM	STY 160RLL_CWRNM 5.519,-	STY 160RLL_CPBNM 5.519,-	STY 160RLL_CSNM 5.519,-	STY 160RLL_CBRNM 5.519,-	STY 160RLL_CANM 5.289,-	STY 160RLL_CNM 5.347,-	
	ZUM	STY 160RLL_CWRZUM 4.944,-	STY 160RLL_CPBZUM 4.944,-	STY 160RLL_CSZUM 4.944,-	STY 160RLL_CBRZUM 4.944,-	STY 160RLL_CAZUM 4.714,-	STY 160RLL_CZUM 4.772,-	
	TEAK	W	STY 160RLL_WWR 4.599,-	STY 160RLL_WPB 4.599,-	STY 160RLL_WS 4.599,-	STY 160RLL_WBR 4.599,-	STY 160RLL_WA 4.369,-	STY 160RLL_W 4.427,-




STYLETTO LOUNGE STANDARD FABRICS

ALL OTHER FABRICS & COLOURS AVAILABLE ON REQUEST PP. 375-380


NATURAL GREY DOT
REF: NGD - CAT. B




NATURAL SILVER DOT
REF: NSD - CAT. B



NATURAL LINEN DOT
REF: NLD - CAT. B

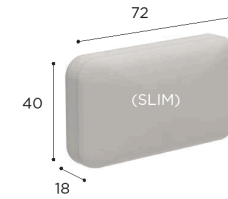
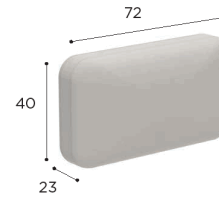
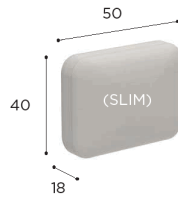
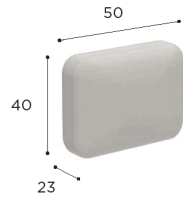


NATURAL WHITE DOT
REF: NWD - CAT. B




STYLETTO LOUNGE SPECIFICATIONS

	COMFORT CUSHIONS			
	50 X 40 (HARD)		72 X 40 (HARD)	
	PIL BRH 5040P...	PIL BRH 5040PS... (SLIM) RECOMMENDED	PIL BRH 7240P...	PIL BRH 7240PS... (SLIM) RECOMMENDED
STAND.	253,-	236,-	311,-	294,-
CAT. A	225,-	207,-	276,-	259,-
CAT. B	270,-	249,-	332,-	311,-
CAT. C	314,-	290,-	387,-	363,-



LOUNGE ELEMENT BACKREST	
REF:	STYL 64V...
VOLUME:	0,03 m ³
WEIGHT:	4,2 kg
INFO:	ASSEMBLING NEEDED



	BACKREST FRAME		
	COATED ALUMINIUM		
	WR	PB	A
	STYL 64V WR 241,-	STYL 64V BP 241,-	STYL 64V A 229,-
	BACKREST UPHOLSTERY		
	PIL STYL 64V UPH...		
CAT. A	206,-		
CAT. B	227,-		
CAT. C	248,-		

LOUNGE ELEMENT BASE	
REF:	STYL 70B...
VOLUME:	0,15 m ³
WEIGHT:	12,3 kg
INFO:	ASSEMBLING NEEDED



LOUNGE ELEMENT BASE	
REF:	STYL 140B...
VOLUME:	0,29 m ³
WEIGHT:	19,2 kg
INFO:	ASSEMBLING NEEDED



LOUNGE ELEMENT BASE	
REF:	STYL 210...
VOLUME:	0,44 m ³
WEIGHT:	26,1 kg
INFO:	ASSEMBLING NEEDED



LOUNGE ELEMENT RECLINABLE BASE	
REF:	STYL 210P...
VOLUME:	0,44 m ³
WEIGHT:	28 kg
INFO:	ASSEMBLING NEEDED



	COATED ALUMINIUM		
	WR	PB	A
	STYL 70 BWR	STYL 70 BPB	STYL 70 BA
	1.379,-	1.379,-	1.322,-
	SEAT CUSHIONS		
	PIL STYL 70 SED...		
STAND.	564,-		
CAT. A	501,-		
CAT. B	601,-		
CAT. C	701,-		

	COATED ALUMINIUM		
	WR	PB	A
	STYL 140 BWR	STYL 140 BPB	STYL 140 BA
	2.242,-	2.242,-	2.127,-
	SEAT CUSHIONS		
	PIL STYL 140 SED...		
STAND.	972,-		
CAT. A	863,-		
CAT. B	1.035,-		
CAT. C	1.208,-		

	COATED ALUMINIUM		
	WR	PB	A
	STYL 210 BWR	STYL 210 BPB	STYL 210 BA
	2.989,-	2.989,-	2.817,-
	SEAT CUSHION		
	PIL STYL 210 SED...		
STAND.	1.380,-		
CAT. A	1.225,-		
CAT. B	1.470,-		
CAT. C	1.715,-		

	COATED ALUMINIUM		
	WR	PB	A
	STYL 210P BWR	STYL 210P BPB	STYL 210P BA
	3.334,-	3.334,-	3.162,-
	SEAT CUSHIONS		
	PIL STYL 70 SED...	PIL STYL 140 SED...	
STAND.	564,-	972,-	
CAT. A	501,-	863,-	
CAT. B	601,-	1.035,-	
CAT. C	701,-	1.208,-	

STYLETTO LOUNGE SPECIFICATIONS

LOUNGE TABLE	
REF:	STYL 70T...
VOLUME:	0,15 m ³
WEIGHT:	18,5 kg
INFO:	ASSEMBLING NEEDED



		COATED ALUMINIUM		
		WR	PB	A
TEAK	W	STYL 70T WWR 1.724,-	STYL 70T WPB 1.724,-	STYL 70T WA 1.667,-
	WUM	STYL 70T CWRWUM 2.012,-	STYL 70T CPBWUM 2.012,-	STYL 70T CAWUM 1.954,-
CERAMIC	BS	STYL 70T CWRBS 2.357,-	STYL 70T CPBBS 2.357,-	STYL 70T CABS 2.299,-
	CD	STYL 70T CWRCD 2.357,-	STYL 70T CPBCD 2.357,-	STYL 70T CACD 2.299,-
	TR	STYL 70T CWRTR 1.954,-	STYL 70T CPBTR 1.954,-	STYL 70T CATR 1.897,-
	TG	STYL 70T CWR TG 1.954,-	STYL 70T CPB TG 1.954,-	STYL 70T CATG 1.897,-
	CL	STYL 70T CWRCL 2.357,-	STYL 70T CPBCL 2.357,-	STYL 70T CACL 2.299,-
	PG	STYL 70T CWRPG 2.012,-	STYL 70T CPBPG 2.012,-	STYL 70T CAPG 1.954,-
	TS	STYL 70T CWR TS 2.357,-	STYL 70T CPB TS 2.357,-	STYL 70T CATS 2.299,-
	TM	STYL 70T CWR TM 2.357,-	STYL 70T CPB TM 2.357,-	STYL 70T CATM 2.299,-
	NM	STYL 70T CWR NM 2.472,-	STYL 70T CPB NM 2.472,-	STYL 70T CANM 2.414,-
	ZUM	STYL 70T CWR ZUM 2.357,-	STYL 70T CPB ZUM 2.357,-	STYL 70T CAZUM 2.299,-

LOUNGE TABLE	
REF:	STYL 140T...
VOLUME:	0,29 m ³
WEIGHT:	275 kg
INFO:	ASSEMBLING NEEDED



		COATED ALUMINIUM		
		WR	PB	A
TEAK	W	STYL 140T WWR 2.702,-	STYL 140T WPB 2.702,-	STYL 140T WA 2.587,-
	WUM	STYL 140T CWRWUM 3.104,-	STYL 140T CPBWUM 3.104,-	STYL 140T CAWUM 2.989,-
CERAMIC	BS	STYL 140T CWRBS 3.622,-	STYL 140T CPBBS 3.622,-	STYL 140T CABS 3.507,-
	CD	STYL 140T CWRCD 3.622,-	STYL 140T CPBCD 3.622,-	STYL 140T CACD 3.507,-
	TR	STYL 140T CWRTR 2.874,-	STYL 140T CPBTR 2.874,-	STYL 140T CATR 2.759,-
	TG	STYL 140T CWR TG 2.874,-	STYL 140T CPB TG 2.874,-	STYL 140T CATG 2.759,-
	CL	STYL 140T CWRCL 3.622,-	STYL 140T CPBCL 3.622,-	STYL 140T CACL 3.507,-
	PG	STYL 140T CWRPG 3.104,-	STYL 140T CPBPG 3.104,-	STYL 140T CAPG 2.989,-
	TS	STYL 140T CWR TS 3.622,-	STYL 140T CPB TS 3.622,-	STYL 140T CATS 3.507,-
	TM	STYL 140T CWR TM 3.622,-	STYL 140T CPB TM 3.622,-	STYL 140T CATM 3.507,-
	NM	STYL 140T CWR NM 3.909,-	STYL 140T CPB NM 3.909,-	STYL 140T CANM 3.794,-
	ZUM	STYL 140T CWR ZUM 3.622,-	STYL 140T CPB ZUM 3.622,-	STYL 140T CAZUM 3.507,-

TABOELA

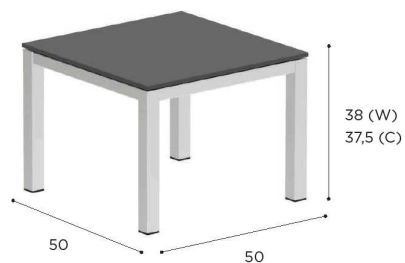
Design by Kris Van Puyvelde

STANDARD / ON REQUEST

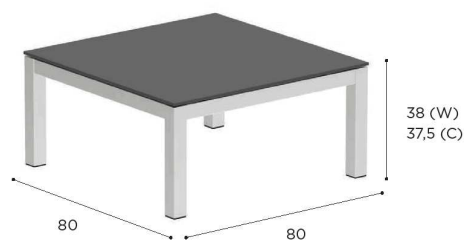


TABOELA SPECIFICATIONS

SIDE TABLE	
REF:	TBL 50...
VOLUME:	0,11 m ³
WEIGHT:	11,3 kg



SIDE TABLE	
REF:	TBL 80T...
VOLUME:	0,10 m ³
WEIGHT:	C: 26 kg W: 16 kg
INFO:	ASSEMBLING NEEDED



		BRUSHED STAINLESS STEEL	ELECTROPOLISHED STAINLESS STEEL	COATED ALUMINIUM			
			EP	W	S	A	
CERAMIC	WU	TBL 50 CWU 977,-	TBL 50 CEPWU 1.069,-	TBL 50 CWWU 954,-			
	TG	TBL 50 CTG 919,-	TBL 50 CEPTG 1.011,-	TBL 50 CWTG 896,-	TBL 50 CSTG 896,-	TBL 50 CATG 896,-	
	PG	TBL 50 CPG 977,-	TBL 50 CEPPG 1.069,-		TBL 50 CSPG 954,-		
	ZU	TBL 50 CZU 977,-	TBL 50 CEPZU 1.069,-			TBL 50 CAZU 954,-	
	BS	TBL 50 CBS 1.149,-	TBL 50 CEPBS 1.241,-	TBL 50 CWBS 1.126,-	TBL 50 CSBS 1.126,-	TBL 50 CABS 1.126,-	
	CL	TBL 50 CCL 1.149,-	TBL 50 CEPCL 1.241,-	TBL 50 CWCL 1.126,-	TBL 50 CSCL 1.126,-	TBL 50 CACL 1.126,-	
	TS	TBL 50 CTS 1.149,-	TBL 50 CEPTS 1.241,-	TBL 50 CWTS 1.126,-	TBL 50 CSTS 1.126,-	TBL 50 CATS 1.126,-	
	TM	TBL 50 CTM 1.149,-	TBL 50 CEPTM 1.241,-	TBL 50 CWTM 1.126,-	TBL 50 CSTM 1.126,-	TBL 50 CATM 1.126,-	
	CD	TBL 50 CCD 1.149,-	TBL 50 CEPCD 1.241,-	TBL 50 CWCD 1.126,-	TBL 50 CSCD 1.126,-	TBL 50 CACD 1.126,-	
	NM	TBL 50 CNM 1.264,-	TBL 50 CEPNM 1.356,-	TBL 50 CWNM 1.241,-	TBL 50 CSNM 1.241,-	TBL 50 CANM 1.241,-	
	TEAK	W	TBL 50 W 919,-	TBL 50 WEP 1.011,-	TBL 50 WW 896,-	TBL 50 WS 896,-	TBL 50 WA 896,-

		BRUSHED STAINLESS STEEL	ELECTROPOLISHED STAINLESS STEEL	COATED ALUMINIUM			
		SS	EP	W	S	A	
CERAMIC	WU	TBL 80T CWU 1.609,-	TBL 80T CEPWU 1.724,-	TBL 80T CWWU 1.552,-			
	TG	TBL 80T CTG 1.494,-	TBL 80T CEPTG 1.609,-	TBL 80T CWTG 1.437,-	TBL 80T CSTG 1.437,-	TBL 80T CATG 1.437,-	
	PG	TBL 80T CPG 1.609,-	TBL 80T CEPPG 1.724,-		TBL 80T CSPG 1.552,-		
	ZU	TBL 80T CZU 1.609,-	TBL 80T CEPZU 1.724,-			TBL 80T CAZU 1.552,-	
	BS	TBL 80T CBS 1.839,-	TBL 80T CEPBS 1.954,-	TBL 80T CWBS 1.782,-	TBL 80T CSBS 1.782,-	TBL 80T CABS 1.782,-	
	CL	TBL 80T CCL 1.954,-	TBL 80T CEPCL 2.069,-	TBL 80T CWCL 1.897,-	TBL 80T CSCL 1.897,-	TBL 80T CACL 1.897,-	
	TS	TBL 80T CTS 1.954,-	TBL 80T CEPTS 2.069,-	TBL 80T CWTS 1.897,-	TBL 80T CSTS 1.897,-	TBL 80T CATS 1.897,-	
	TM	TBL 80T CTM 1.954,-	TBL 80T CEPTM 2.069,-	TBL 80T CWTM 1.897,-	TBL 80T CSTM 1.897,-	TBL 80T CATM 1.897,-	
	CD	TBL 80T CCD 1.954,-	TBL 80T CEPCD 2.069,-	TBL 80T CWCD 1.897,-	TBL 80T CSCD 1.897,-	TBL 80T CACD 1.897,-	
	NM	TBL 80T CNM 2.127,-	TBL 80T CEPNM 2.242,-	TBL 80T CWNM 2.069,-	TBL 80T CSNM 2.069,-	TBL 80T CANM 2.069,-	
	TEAK	W	TBL 80T W 1.494,-	TBL 80T WEP 1.609,-	TBL 80T WW 1.437,-	TBL 80T WS 1.437,-	TBL 80T WA 1.437,-

TABLE	
REF:	TBL 80...
VOLUME:	0,10 m ³
WEIGHT:	C: 32 kg W: 22 kg
INFO:	ASSEMBLING NEEDED

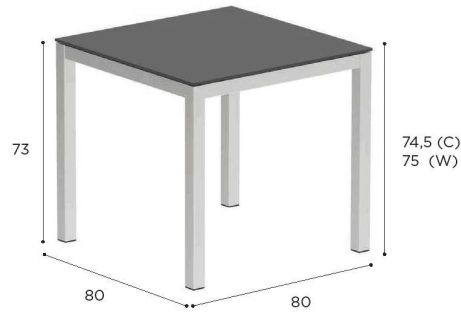
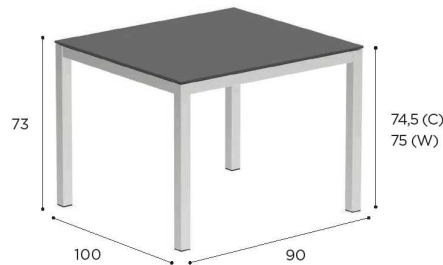


TABLE	
REF:	TBL 100...
VOLUME:	0,10 m ³
WEIGHT:	44 kg
INFO:	ASSEMBLING NEEDED



		BRUSHED STAINLESS STEEL	ELECTROPOLISHED STAINLESS STEEL	COATED ALUMINIUM			
		SS	EP	W	S	A	
CERAMIC	WU	TBL 80 CWU 1.782,-	TBL 80 CEPWU 1.920,-	TBL 80 CWWU 1.724,-			
	TG	TBL 80 CTG 1.667,-	TBL 80 CEPTG 1.805,-	TBL 80 CWTG 1.609,-	TBL 80 CSTG 1.609,-	TBL 80 CATG 1.609,-	
	PG	TBL 80 CPG 1.782,-	TBL 80 CEP PG 1.920,-		TBL 80 CSPG 1.724,-		
	ZU	TBL 80 CZU 1.782,-	TBL 80 CEPZU 1.920,-			TBL 80 CAZU 1.724,-	
	BS	TBL 80 CBS 2.012,-	TBL 80 CEPBS 2.150,-	TBL 80 CWBS 1.954,-	TBL 80 CSBS 1.954,-	TBL 80 CABS 1.954,-	
	CL	TBL 80 CCL 2.127,-	TBL 80 CEPCL 2.265,-	TBL 80 CWCL 2.069,-	TBL 80 CSCL 2.069,-	TBL 80 CACL 2.069,-	
	TS	TBL 80 CTS 2.127,-	TBL 80 CEPTS 2.265,-	TBL 80 CWTS 2.069,-	TBL 80 CSTS 2.069,-	TBL 80 CATS 2.069,-	
	TM	TBL 80 CTM 2.127,-	TBL 80 CEPTM 2.265,-	TBL 80 CWTM 2.069,-	TBL 80 CSTM 2.069,-	TBL 80 CATM 2.069,-	
	CD	TBL 80 CCD 2.127,-	TBL 80 CEP CD 2.265,-	TBL 80 CWCD 2.069,-	TBL 80 CSCD 2.069,-	TBL 80 CACD 2.069,-	
	NM	TBL 80 CNM 2.299,-	TBL 80 CEPNM 2.437,-	TBL 80 CWNM 2.242,-	TBL 80 CSNM 2.242,-	TBL 80 CANM 2.242,-	
	TEAK	W	TBL 80 W 1.667,-	TBL 80 WEP 1.805,-	TBL 80 WW 1.609,-	TBL 80 WS 1.609,-	TBL 80 WA 1.609,-

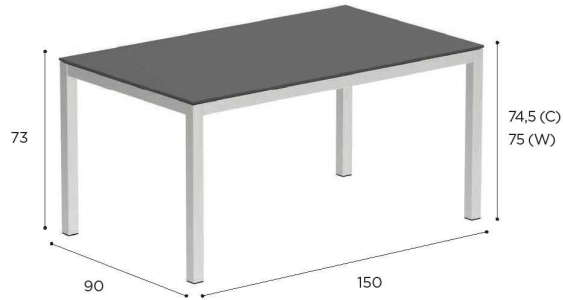
		BRUSHED STAINLESS STEEL	ELECTROPOLISHED STAINLESS STEEL	COATED ALUMINIUM			
		SS	EP	W	S	A	
CERAMIC	WU	TBL 100 CWU 2.069,-	TBL 100 CEPWU 2.207,-	TBL 100 CWWU 2.000,-			
	TG	TBL 100 CTG 1.931,-	TBL 100 CEPTG 2.069,-	TBL 100 CWTG 1.862,-	TBL 100 CSTG 1.862,-	TBL 100 CATG 1.862,-	
	PG	TBL 100 CPG 2.069,-	TBL 100 CEP PG 2.207,-		TBL 100 CSPG 2.000,-		
	ZU	TBL 100 CZU 2.069,-	TBL 100 CEPZU 2.207,-			TBL 100 CAZU 2.000,-	
	BS	TBL 100 CBS 2.357,-	TBL 100 CEPBS 2.495,-	TBL 100 CWBS 2.288,-	TBL 100 CSBS 2.288,-	TBL 100 CABS 2.288,-	
	CL	TBL 100 CCL 2.472,-	TBL 100 CEPCL 2.610,-	TBL 100 CWCL 2.403,-	TBL 100 CSCL 2.403,-	TBL 100 CACL 2.403,-	
	TS	TBL 100 CTS 2.472,-	TBL 100 CEPTS 2.610,-	TBL 100 CWTS 2.403,-	TBL 100 CSTS 2.403,-	TBL 100 CATS 2.403,-	
	TM	TBL 100 CTM 2.472,-	TBL 100 CEPTM 2.610,-	TBL 100 CWTM 2.403,-	TBL 100 CSTM 2.403,-	TBL 100 CATM 2.403,-	
	CD	TBL 100 CCD 2.472,-	TBL 100 CEP CD 2.610,-	TBL 100 CWCD 2.403,-	TBL 100 CSCD 2.403,-	TBL 100 CACD 2.403,-	
	NM	TBL 100 CNM 2.759,-	TBL 100 CEPNM 2.897,-	TBL 100 CWNM 2.690,-	TBL 100 CSNM 2.690,-	TBL 100 CANM 2.690,-	
	TEAK	W	TBL 100 W 1.954,-	TBL 100 WEP 2.092,-	TBL 100 WW 1.885,-	TBL 100 WS 1.885,-	TBL 100 WA 1.885,-

TABOELA SPECIFICATIONS

TABLE	
REF:	TBL 140...
VOLUME:	0,24 m ³
WEIGHT:	C: 62 kg W: 40 kg
INFO:	ASSEMBLING NEEDED



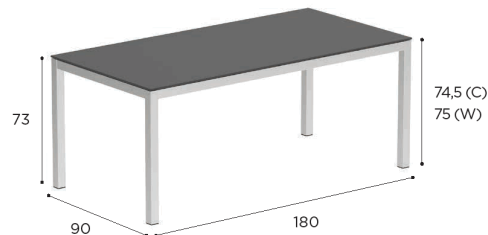
TABLE	
REF:	TBL 150...
VOLUME:	0,20 m ³
WEIGHT:	C: 51,7 kg
INFO:	ASSEMBLING NEEDED



		BRUSHED STAINLESS STEEL	ELECTROPOLISHED STAINLESS STEEL	COATED ALUMINIUM			
		SS	EP	W	S	A	
CERAMIC	WU	TBL 140 CWU 2.299,-	TBL 140 CEPWU 2.437,-	TBL 140 CWWU 2.230,-			
	TG	TBL 140 CTG 2.127,-	TBL 140 CEPTG 2.265,-	TBL 140 CWTG 2.058,-	TBL 140 CSTG 2.058,-	TBL 140 CATG 2.058,-	
	PG	TBL 140 CPG 2.299,-	TBL 140 CEP PG 2.437,-		TBL 140 CSPG 2.230,-		
	ZU	TBL 140 CZU 2.299,-	TBL 140 CEPZU 2.437,-			TBL 140 CAZU 2.230,-	
	BS	TBL 140 CBS 2.587,-	TBL 140 CEPBS 2.725,-	TBL 140 CWBS 2.518,-	TBL 140 CSBS 2.518,-	TBL 140 CABS 2.518,-	
	CL	TBL 140 CCL 2.702,-	TBL 140 CEPCL 2.840,-	TBL 140 CWCL 2.633,-	TBL 140 CSCL 2.633,-	TBL 140 CACL 2.633,-	
	TS	TBL 140 CTS 2.702,-	TBL 140 CEPTS 2.840,-	TBL 140 CWTS 2.633,-	TBL 140 CSTS 2.633,-	TBL 140 CATS 2.633,-	
	TM	TBL 140 CTM 2.702,-	TBL 140 CEPTM 2.840,-	TBL 140 CWTM 2.633,-	TBL 140 CSTM 2.633,-	TBL 140 CATM 2.633,-	
	CD	TBL 140 CCD 2.702,-	TBL 140 CEP CD 2.840,-	TBL 140 CWCD 2.633,-	TBL 140 CSCD 2.633,-	TBL 140 CACD 2.633,-	
	NM	TBL 140 CNM 2.989,-	TBL 140 CEPNM 3.127,-	TBL 140 CWNM 2.920,-	TBL 140 CSNM 2.920,-	TBL 140 CANM 2.920,-	
	TEAK	W	TBL 140 W 2.184,-	TBL 140 WEP 2.322,-	TBL 140 WW 2.115,-	TBL 140 WS 2.115,-	TBL 140 WA 2.115,-

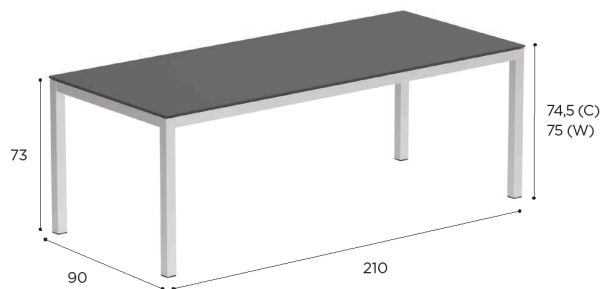
		BRUSHED STAINLESS STEEL	ELECTROPOLISHED STAINLESS STEEL	COATED ALUMINIUM			
		SS	EP	W	S	A	
CERAMIC	WU	TBL 150 CWU 2.817,-	TBL 150 CEPWU 2.989,-	TBL 150 CWWU 2.725,-			
	TG	TBL 150 CTG 2.587,-	TBL 150 CEPTG 2.759,-	TBL 150 CWTG 2.495,-	TBL 150 CSTG 2.495,-	TBL 150 CATG 2.495,-	
	PG	TBL 150 CPG 2.817,-	TBL 150 CEP PG 2.989,-		TBL 150 CSPG 2.725,-		
	ZU	TBL 150 CZU 2.817,-	TBL 150 CEPZU 2.989,-			TBL 150 CAZU 2.725,-	
	BS	TBL 150 CBS 3.219,-	TBL 150 CEPBS 3.392,-	TBL 150 CWBS 3.127,-	TBL 150 CSBS 3.127,-	TBL 150 CABS 3.127,-	
	CL	TBL 150 CCL 3.449,-	TBL 150 CEPCL 3.622,-	TBL 150 CWCL 3.357,-	TBL 150 CSCL 3.357,-	TBL 150 CACL 3.357,-	
	TS	TBL 150 CTS 3.449,-	TBL 150 CEPTS 3.622,-	TBL 150 CWTS 3.357,-	TBL 150 CSTS 3.357,-	TBL 150 CATS 3.357,-	
	TM	TBL 150 CTM 3.449,-	TBL 150 CEPTM 3.622,-	TBL 150 CWTM 3.357,-	TBL 150 CSTM 3.357,-	TBL 150 CATM 3.357,-	
	CD	TBL 150 CCD 3.449,-	TBL 150 CEP CD 3.622,-	TBL 150 CWCD 3.357,-	TBL 150 CSCD 3.357,-	TBL 150 CACD 3.357,-	
	NM	TBL 150 CNM 3.967,-	TBL 150 CEPNM 4.139,-	TBL 150 CWNM 3.875,-	TBL 150 CSNM 3.875,-	TBL 150 CANM 3.875,-	
	TEAK	W	TBL 150 W 2.644,-	TBL 150 WEP 2.817,-	TBL 150 WW 2.552,-	TBL 150 WS 2.552,-	TBL 150 WA 2.552,-

TABLE	
REF:	TBL 180..
VOLUME:	0,24 m ³
WEIGHT:	C: 62 kg
INFO:	ASSEMBLING NEEDED



		BRUSHED STAINLESS STEEL	ELECTROPOLISHED STAINLESS STEEL	COATED ALUMINIUM			
		SS	EP	W	S	A	
CERAMIC	WU	TBL 180 CWU 3.162,-	TBL 180 CEPWU 3.392,-	TBL 180 CWWU 3.047,-			
	TG	TBL 180 CTG 2.874,-	TBL 180 CEPTG 3.104,-	TBL 180 CWTG 2.759,-	TBL 180 CSTG 2.759,-	TBL 180 CATG 2.759,-	
	PG	TBL 180 CPG 3.162,-	TBL 180 CEPPG 3.392,-		TBL 180 CSPG 3.047,-		
	ZU	TBL 180 CZU 3.162,-	TBL 180 CEPZU 3.392,-			TBL 180 CAZU 3.047,-	
	BS	TBL 180 CBS 3.679,-	TBL 180 CEPBS 3.909,-	TBL 180 CWBS 3.564,-	TBL 180 CSBS 3.564,-	TBL 180 CABS 3.564,-	
	CL	TBL 180 CCL 3.909,-	TBL 180 CEPCL 4.139,-	TBL 180 CWCL 3.794,-	TBL 180 CSCL 3.794,-	TBL 180 CACL 3.794,-	
	TS	TBL 180 CTS 3.909,-	TBL 180 CEPTS 4.139,-	TBL 180 CWTS 3.794,-	TBL 180 CSTS 3.794,-	TBL 180 CATS 3.794,-	
	TM	TBL 180 CTM 3.909,-	TBL 180 CEPTM 4.139,-	TBL 180 CWTM 3.794,-	TBL 180 CSTM 3.794,-	TBL 180 CATM 3.794,-	
	CD	TBL 180 CCD 3.909,-	TBL 180 CEPCD 4.139,-	TBL 180 CWCD 3.794,-	TBL 180 CSCD 3.794,-	TBL 180 CACD 3.794,-	
	NM	TBL 180 CNM 4.599,-	TBL 180 CEPNM 4.829,-	TBL 180 CWNM 4.484,-	TBL 180 CSNM 4.484,-	TBL 180 CANM 4.484,-	
	TEAK	W	TBL 180 W 2.932,-	TBL 180 WEP 3.162,-	TBL 180 WW 2.817,-	TBL 180 WS 2.817,-	TBL 180 WA 2.817,-

TABLE	
REF:	TBL 210..
VOLUME:	0,28 m ³
WEIGHT:	C: 73,5 kg
INFO:	ASSEMBLING NEEDED



		BRUSHED STAINLESS STEEL	ELECTROPOLISHED STAINLESS STEEL	COATED STAINLESS STEEL			
		SS	EP	W	S	A	
CERAMIC	WU	TBL 210 CWU 3.622,-	TBL 210 CEPWU 3.909,-	TBL 210 CWWU 3.622,-			
	TG	TBL 210 CTG 3.219,-	TBL 210 CEPTG 3.507,-	TBL 210 CWTG 3.219,-	TBL 210 CSTG 3.219,-	TBL 210 CATG 3.219,-	
	PG	TBL 210 CPG 3.622,-	TBL 210 CEPPG 3.909,-		TBL 210 CSPG 3.622,-		
	ZU	TBL 210 CZU 3.622,-	TBL 210 CEPZU 3.909,-			TBL 210 CAZU 3.622,-	
	BS	TBL 210 CBS 4.254,-	TBL 210 CEPBS 4.542,-	TBL 210 CWBS 4.254,-	TBL 210 CSBS 4.254,-	TBL 210 CABS 4.254,-	
	CL	TBL 210 CCL 4.484,-	TBL 210 CEPCL 4.772,-	TBL 210 CWCL 4.484,-	TBL 210 CSCL 4.484,-	TBL 210 CACL 4.484,-	
	TS	TBL 210 CTS 4.484,-	TBL 210 CEPTS 4.772,-	TBL 210 CWTS 4.484,-	TBL 210 CSTS 4.484,-	TBL 210 CATS 4.484,-	
	TM	TBL 210 CTM 4.484,-	TBL 210 CEPTM 4.772,-	TBL 210 CWTM 4.484,-	TBL 210 CSTM 4.484,-	TBL 210 CATM 4.484,-	
	CD	TBL 210 CCD 4.484,-	TBL 210 CEPCD 4.772,-	TBL 210 CWCD 4.484,-	TBL 210 CSCD 4.484,-	TBL 210 CACD 4.484,-	
	NM	TBL 210 CNM 5.117,-	TBL 210 CEPNM 5.404,-	TBL 210 CWNM 5.117,-	TBL 210 CSNM 5.117,-	TBL 210 CANM 5.117,-	
	TEAK	W	TBL 210 W 3.449,-	TBL 210 WEP 3.737,-	TBL 210 WW 3.449,-	TBL 210 WS 3.449,-	TBL 210 WA 3.449,-

TABOELA SPECIFICATIONS

TABLE	
REF:	TBL 240...
VOLUME:	0,35 m ³
WEIGHT:	C: 84 kg
INFO:	ASSEMBLING NEEDED

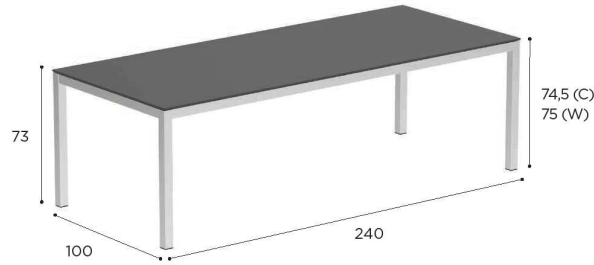
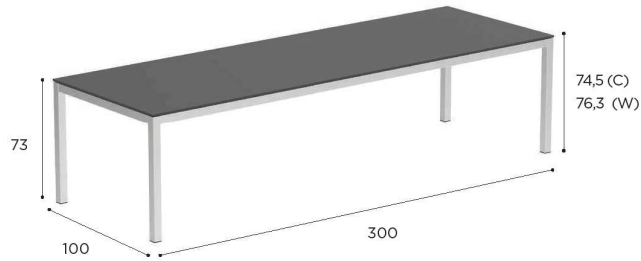


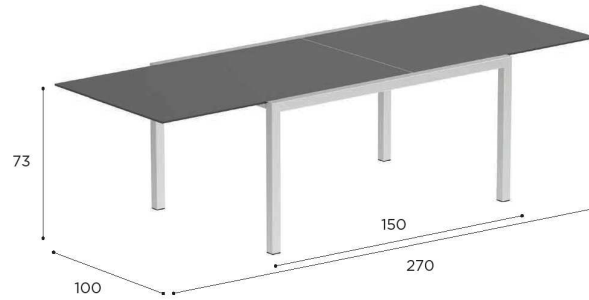
TABLE	
REF:	TBL 300...
VOLUME:	1,35 m ³
WEIGHT:	C: 124 kg
INFO:	ASSEMBLING NEEDED



		BRUSHED STAINLESS STEEL	ELECTROPOLISHED STAINLESS STEEL	COATED STAINLESS STEEL			
		SS	EP	W	S	A	
CERAMIC	WU	TBL 240 CWU 4.024,-	TBL 240 CEPWU 4.369,-	TBL 240 CWWU 4.024,-			
	TG	TBL 240 CTG 3.622,-	TBL 240 CEPTG 3.967,-	TBL 240 CWTG 3.622,-	TBL 240 CSTG 3.622,-	TBL 240 CATG 3.622,-	
	PG	TBL 240 CPG 4.024,-	TBL 240 CEP PG 4.369,-		TBL 240 CSPG 4.024,-		
	ZU	TBL 240 CZU 4.024,-	TBL 240 CEPZU 4.369,-			TBL 240 CAZU 4.024,-	
	BS	TBL 240 CBS 4.714,-	TBL 240 CEPBS 5.059,-	TBL 240 CWBS 4.714,-	TBL 240 CSBS 4.714,-	TBL 240 CABS 4.714,-	
	CL	TBL 240 CCL 5.059,-	TBL 240 CEPCL 5.404,-	TBL 240 CWCL 5.059,-	TBL 240 CSCL 5.059,-	TBL 240 CACL 5.059,-	
	TS	TBL 240 CTS 5.059,-	TBL 240 CEPTS 5.404,-	TBL 240 CWTS 5.059,-	TBL 240 CSTS 5.059,-	TBL 240 CATS 5.059,-	
	TM	TBL 240 CTM 5.059,-	TBL 240 CEPTM 5.404,-	TBL 240 CWTM 5.059,-	TBL 240 CSTM 5.059,-	TBL 240 CATM 5.059,-	
	CD	TBL 240 CCD 5.059,-	TBL 240 CEP CD 5.404,-	TBL 240 CWCD 5.059,-	TBL 240 CSCD 5.059,-	TBL 240 CACD 5.059,-	
	NM	TBL 240 CNM 5.749,-	TBL 240 CEPNM 6.094,-	TBL 240 CWNM 5.749,-	TBL 240 CSNM 5.749,-	TBL 240 CANM 5.749,-	
	TEAK	W	TBL 240 W 3.909,-	TBL 240 WEP 4.254,-	TBL 240 WW 3.909,-	TBL 240 WS 3.909,-	TBL 240 WA 3.909,-

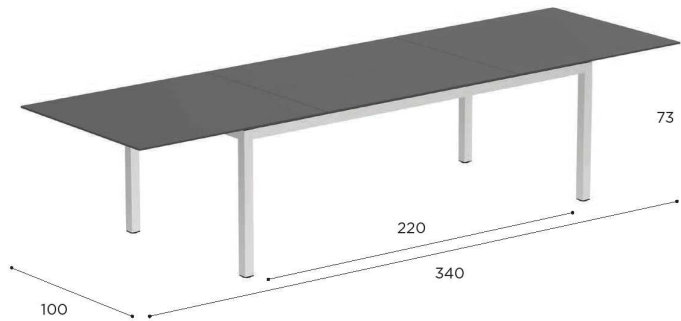
		BRUSHED STAINLESS STEEL	ELECTROPOLISHED STAINLESS STEEL	COATED STAINLESS STEEL			
		SS	EP	W	S	A	
CERAMIC	WU	TBL 300 CWU 5.634,-	TBL 300 CEPWU 6.094,-	TBL 300 CWWU 5.634,-			
	TG	TBL 300 CTG 5.174,-	TBL 300 CEPTG 5.634,-	TBL 300 CWTG 5.174,-	TBL 300 CSTG 5.174,-	TBL 300 CATG 5.174,-	
	PG	TBL 300 CPG 5.634,-	TBL 300 CEP PG 6.094,-		TBL 300 CSPG 5.634,-		
	ZU	TBL 300 CZU 5.634,-	TBL 300 CEPZU 6.094,-			TBL 300 CAZU 5.634,-	
	BS	TBL 300 CBS 6.382,-	TBL 300 CEPBS 6.842,-	TBL 300 CWBS 6.382,-	TBL 300 CSBS 6.382,-	TBL 300 CABS 6.382,-	
	CL	TBL 300 CCL 6.899,-	TBL 300 CEPCL 7.359,-	TBL 300 CWCL 6.899,-	TBL 300 CSCL 6.899,-	TBL 300 CACL 6.899,-	
	TS	TBL 300 CTS 6.899,-	TBL 300 CEPTS 7.359,-	TBL 300 CWTS 6.899,-	TBL 300 CSTS 6.899,-	TBL 300 CATS 6.899,-	
	TM	TBL 300 CTM 6.899,-	TBL 300 CEPTM 7.359,-	TBL 300 CWTM 6.899,-	TBL 300 CSTM 6.899,-	TBL 300 CATM 6.899,-	
	CD	TBL 300 CCD 6.899,-	TBL 300 CEP CD 7.359,-	TBL 300 CWCD 6.899,-	TBL 300 CSCD 6.899,-	TBL 300 CACD 6.899,-	
	NM	TBL 300 CNM 7.474,-	TBL 300 CEPNM 7.934,-	TBL 300 CWNM 7.474,-	TBL 300 CSNM 7.474,-	TBL 300 CANM 7.474,-	
	TEAK	W	TBL 300 W 5.519,-	TBL 300 WEP 5.979,-	TBL 300 WW 5.519,-	TBL 300 WS 5.519,-	TBL 300 WA 5.519,-

TABLE	
REF:	TBL 270E...
VOLUME:	1,35 m ³
WEIGHT:	C: 90 kg
INFO:	ASSEMBLING NEEDED EXTENDABLE



		BRUSHED STAINLESS STEEL	ELECTROPOLISHED STAINLESS STEEL	COATED STAINLESS STEEL		
		SS	EP	W	S	A
CERAMIC	WU	TBL 270E CWU * 5.634,-	TBL 270E CEPWU * 5.979,-	TBL 270E CWWU * 5.634,-		
	PG	TBL 270E CPG * 5.634,-	TBL 270E CEP PG * 5.979,-		TBL 270E CSPG * 5.634,-	
	ZU	TBL 270E CZU * 5.634,-	TBL 270E CEPZU * 5.979,-			TBL 270E CAZU * 5.634,-

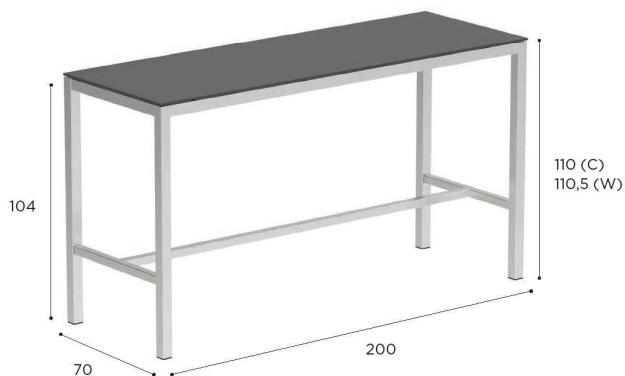
EXTENDABLE TABLE	
REF:	TBL 340...
VOLUME:	1,65 m ³
WEIGHT:	C: 115 kg W: 73 kg
INFO:	ASSEMBLING NEEDED EXTENDABLE



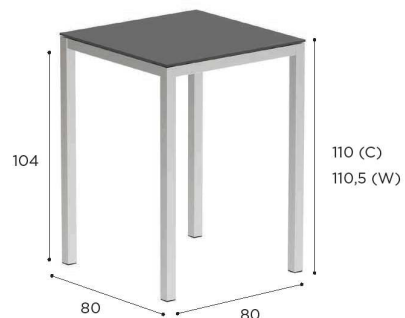
		BRUSHED STAINLESS STEEL	ELECTROPOLISHED STAINLESS STEEL	COATED STAINLESS STEEL		
		SS	EP	W	S	A
CERAMIC	WU	TBL 340 CWU 7.934,-	TBL 340 CEPWU 8.394,-	TBL 340 CWWU 7.934,-		
	PG	TBL 340 CPG 7.934,-	TBL 340 CEP PG 8.394,-		TBL 340 CSPG 7.934,-	
	ZU	TBL 340 CZU 7.934,-	TBL 340 CEPZU 8.394,-			TBL 340 CAZU 7.934,-
TEAK	W	TBL 340 W 8.049,-	TBL 340 WEP 8.509,-	TBL 340 WW 8.049,-	TBL 340 WS 8.049,-	TBL 340 WA 8.049,-

TABOELA SPECIFICATIONS

BAR TABLE	
REF:	TBL 200H...
VOLUME:	0,35 m ³
WEIGHT:	C: 84 kg
INFO:	ASSEMBLING NEEDED



BAR TABLE	
REF:	TBL 80H...
VOLUME:	0,10 m ³
WEIGHT:	C: 36 kg W: 26 kg
INFO:	ASSEMBLING NEEDED



		BRUSHED STAINLESS STEEL	ELECTROPOLISHED STAINLESS STEEL	COATED STAINLESS STEEL			
			EP	W	S	A	
CERAMIC	WU	TBL 200H CWU 3.449,-	TBL 200H CEPWU 3.679,-	TBL 200H CWWU 3.334,-			
	BS	TBL 200H CBS 3.909,-	TBL 200H CEPBS 4.139,-	TBL 200H CWBS 3.794,-	TBL 200H CSBS 3.794,-	TBL 200H CABS 3.794,-	
	CD	TBL 200H CCD 4.139,-	TBL 200H CEPCD 4.369,-	TBL 200H CWCD 4.024,-	TBL 200H CSCD 4.024,-	TBL 200H CACD 4.024,-	
	TG	TBL 200H CTG 3.219,-	TBL 200H CEPTG 3.449,-	TBL 200H CWTG 3.104,-	TBL 200H CSTG 3.104,-	TBL 200H CATG 3.104,-	
	CL	TBL 200H CCL 4.139,-	TBL 200H CEPCL 4.369,-	TBL 200H CWCL 4.024,-	TBL 200H CSCCL 4.024,-	TBL 200H CACL 4.024,-	
	TS	TBL 200H CTS 4.139,-	TBL 200H CEPTS 4.369,-	TBL 200H CWTS 4.024,-	TBL 200H CSTS 4.024,-	TBL 200H CATS 4.024,-	
	TM	TBL 200H CTM 4.139,-	TBL 200H CEPTM 4.369,-	TBL 200H CWTM 4.024,-	TBL 200H CSTM 4.024,-	TBL 200H CATM 4.024,-	
	PG	TBL 200H CPG 3.449,-	TBL 200H CEPPG 3.679,-		TBL 200H CSPG 3.334,-		
	NM	TBL 200H CNM 4.599,-	TBL 200H CEPNM 4.829,-	TBL 200H CWNM 4.484,-	TBL 200H CSNM 4.484,-	TBL 200H CANM 4.484,-	
	ZU	TBL 200H CZU 3.449,-	TBL 200H CEPZU 3.679,-			TBL 200H CAZU 3.334,-	
	TEAK	W	TBL 200H W 3.334,-	TBL 200H WEP 3.564,-	TBL 200H WW 3.219,-	TBL 200H WS 3.219,-	TBL 200H WA 3.219,-

		BRUSHED STAINLESS STEEL	ELECTROPOLISHED STAINLESS STEEL	COATED ALUMINIUM			
		SS	EP	W	S	A	
CERAMIC	WU	TBL 80H CWU 2.012,-	TBL 80H CEPWU 2.173,-	TBL 80H CWWU 1.954,-			
	BS	TBL 80H CBS 2.242,-	TBL 80H CEPBS 2.403,-	TBL 80H CWBS 2.184,-	TBL 80H CSBS 2.184,-	TBL 80H CABS 2.184,-	
	CD	TBL 80H CCD 2.357,-	TBL 80H CEPCD 2.518,-	TBL 80H CWCD 2.299,-	TBL 80H CSCD 2.299,-	TBL 80H CACD 2.299,-	
	TG	TBL 80H CTG 1.897,-	TBL 80H CEPTG 2.058,-	TBL 80H CWTG 1.839,-	TBL 80H CSTG 1.839,-	TBL 80H CATG 1.839,-	
	CL	TBL 80H CCL 2.357,-	TBL 80H CEPCL 2.518,-	TBL 80H CWCL 2.299,-	TBL 80H CSCCL 2.299,-	TBL 80H CACL 2.299,-	
	TS	TBL 80H CTS 2.357,-	TBL 80H CEPTS 2.518,-	TBL 80H CWTS 2.299,-	TBL 80H CSTS 2.299,-	TBL 80H CATS 2.299,-	
	TM	TBL 80H CTM 2.357,-	TBL 80H CEPTM 2.518,-	TBL 80H CWTM 2.299,-	TBL 80H CSTM 2.299,-	TBL 80H CATM 2.299,-	
	PG	TBL 80H CPG 2.012,-	TBL 80H CEPPG 2.173,-		TBL 80H CSPG 1.954,-		
	NM	TBL 80H CNM 2.529,-	TBL 80H CEPNM 2.690,-	TBL 80H CWNM 2.472,-	TBL 80H CSNM 2.472,-	TBL 80H CANM 2.472,-	
	ZU	TBL 80H CZU 2.012,-	TBL 80H CEPZU 2.173,-			TBL 80H CAZU 1.954,-	
	TEAK	W	TBL 80H W 1.897,-	TBL 80H WEP 2.058,-	TBL 80H WW 1.839,-	TBL 80H WS 1.839,-	TBL 80H WA 1.839,-

TONO

Design by Kris Van Puyvelde

STANDARD / ON REQUEST



TONO SPECIFICATIONS

POUF	
REF:	TNO 50..
VOLUME:	0,15 m ³
WEIGHT:	8,2 kg



POUF	
REF:	TNO 70..
VOLUME:	0,26 m ³
WEIGHT:	12,2 kg



FABRIC	
UPHOLSTERED TONO	
TNO 50..	
CAT. A	862,-
CAT. B	954,-
CAT. C	1.034,-
SEAT CUSHION POUF	
PIL TNO 50 SED..	
CAT. A	311,-
CAT. B	373,-
CAT. C	435,-

FABRIC	
UPHOLSTERED TONO	
TNO 70..	
CAT. A	1.092,-
CAT. B	1.207,-
CAT. C	1.310,-
SEAT CUSHION POUF	
PIL TNO 70 SED..	
CAT. A	478,-
CAT. B	573,-
CAT. C	669,-



TRAVERSE SPECIFICATIONS

FOLDABLE TABLE	
REF:	TRV 150F...
VOLUME:	0,12 m ³
WEIGHT:	25,8 kg
INFO:	FOLDABLE



		COATED ALUMINIUM			
		WR	PB	S	A
TEAK	W	TRV 150 F2WR 3.219,-	TRV 150 F2PB 3.334,-	TRV 150 F2S 3.334,-	TRV 150 F2A 3.219,-



FOLDABLE ROUND TABLE	
REF:	TRV 130FR...
VOLUME:	1,27 m ³
WEIGHT:	26,1 kg
INFO:	FOLDABLE



		COATED ALUMINIUM			
		WR	PB	S	A
TEAK	W	TRV 130 FRWWR 4.024,-	TRV 130 FRWPB 4.139,-	TRV 130 FRWS 4.139,-	TRV 130 FRWA 4.024,-



TUSKANY

Design by Kris Van Puyvelde

STANDARD / ON REQUEST



TUSKANY SPECIFICATIONS

DAYBED	
REF:	TSK 210 G...
VOLUME:	1,7 m ³
WEIGHT:	192 kg
INFO:	PNEUMATIC RECLINER
	ASSEMBLING REQUIRED
	ROOF CANOPY INCLUDED
	CURTAIN SET NOT INCLUDED



	TEAK + FABRIC
	W
	TSK 210 G 14.949,-
	CUSHIONS PIL TSK... (SET)
CAT. A	2.794,-
CAT. B	3.353,-
CAT. C	3.912,-
	CURTAIN SET
	TSK C 804,-
	OUTDOOR COVER ODC TSK 210 1.495,-

U-NITE

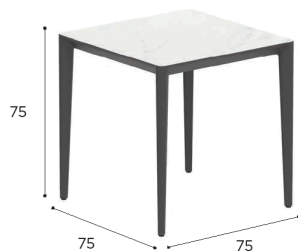
Design by Kris Van Puyvelde

STANDARD / ON REQUEST



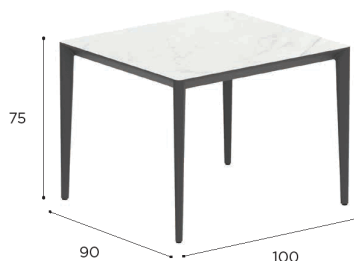
U-NITE SPECIFICATIONS

TABLE	
REF:	UNT 75...
VOLUME:	A+C: 0,09 m ³ A+W: 0,98 m ³ W+C: 0,121 m ³
WEIGHT:	A+C: 24 kg A+W: 22,2 kg W+C: 25,6 kg
INFO:	ASSEMBLING NEEDED



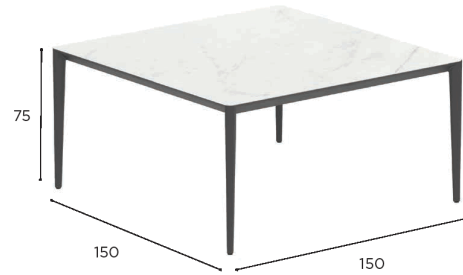
		COATED ALUMINIUM					TEAK	
		WR	PB	S	BR	A	W	
CERAMIC	TG	UNT 75 CWR TG 2.242,-	UNT 75 CPB TG 2.242,-	UNT 75 CSTG 2.242,-	UNT 75 CBRTG 2.242,-	UNT 75 CATG 2.127,-	UNT 75 CTG 2.357,-	
	BS	UNT 75 CWRBS 2.529,-	UNT 75 CPBBS 2.529,-	UNT 75 CSBS 2.529,-	UNT 75 CBRBS 2.529,-	UNT 75 CABS 2.414,-	UNT 75 CBS 2.644,-	
	CD	UNT 75 CWRCD 2.587,-	UNT 75 CPBCD 2.587,-	UNT 75 CSCD 2.587,-	UNT 75 CBRCD 2.587,-	UNT 75 CACD 2.472,-	UNT 75 CCD 2.702,-	
	CL	UNT 75 CWRCL 2.587,-	UNT 75 CPBCL 2.587,-	UNT 75 CSCL 2.587,-	UNT 75 CBRCL 2.587,-	UNT 75 CA CL 2.472,-	UNT 75 CCL 2.702,-	
	TS	UNT 75 CWR TS 2.587,-	UNT 75 CPB TS 2.587,-	UNT 75 CSTS 2.587,-	UNT 75 CBRTS 2.587,-	UNT 75 CATS 2.472,-	UNT 75 CTS 2.702,-	
	TM	UNT 75 CWR TM 2.587,-	UNT 75 CPB TM 2.587,-	UNT 75 CSTM 2.587,-	UNT 75 CBRTM 2.587,-	UNT 75 CATM 2.472,-	UNT 75 CTM 2.702,-	
	NM	UNT 75 CWR NM 2.759,-	UNT 75 CPB NM 2.759,-	UNT 75 CSNM 2.759,-	UNT 75 CBR NM 2.759,-	UNT 75 CANM 2.644,-		
	WUM	UNT 75 CWR WUM 2.414,-	UNT 75 CPB WUM 2.414,-	UNT 75 CSWUM 2.414,-		UNT 75 CAWUM 2.299,-	UNT 75 CWUM 2.529,-	
	ZUM	UNT 75 CWR ZUM 2.414,-	UNT 75 CPB ZUM 2.414,-	UNT 75 CSZUM 2.414,-	UNT 75 CBR ZUM 2.414,-	UNT 75 CAZUM 2.299,-	UNT 75 CZUM 2.529,-	
	PG	UNT 75 CWR PG 2.414,-	UNT 75 CPB PG 2.414,-	UNT 75 CSPG 2.414,-		UNT 75 CAPG 2.299,-	UNT 75 CPG 2.529,-	
	TR	UNT 75 CWR TR 2.414,-	UNT 75 CPB TR 2.414,-	UNT 75 CSTR 2.414,-	UNT 75 CBR TR 2.414,-	UNT 75 CATR 2.299,-	UNT 75 CTR 2.529,-	
	TEAK	W	UNT 75 WWR 2.529,-	UNT 75 WPB 2.529,-	UNT 75 WS 2.529,-	UNT 75 WBR 2.529,-	UNT 75 WA 2.414,-	

TABLE	
REF:	UNT 100...
VOLUME:	A+C: 0,100 m ³ A+W: 0,113 m ³ W+C: 0,120 m ³
WEIGHT:	A+C: 34 kg A+W: 30,9 kg W+C: 35,6 kg
INFO:	ASSEMBLING NEEDED



		COATED ALUMINIUM					TEAK	
		WR	PB	S	BR	A	W	
CERAMIC	TG	UNT 100 CWR TG 2.644,-	UNT 100 CPB TG 2.644,-	UNT 100 CSTG 2.644,-	UNT 100 CBRTG 2.644,-	UNT 100 CATG 2.529,-	UNT 100 CTG 2.874,-	
	BS	UNT 100 CWRBS 3.047,-	UNT 100 CPBBS 3.047,-	UNT 100 CSBS 3.047,-	UNT 100 CBRBS 3.047,-	UNT 100 CABS 2.932,-	UNT 100 CBS 3.277,-	
	CD	UNT 100 CWRCD 3.104,-	UNT 100 CPBCD 3.104,-	UNT 100 CSCD 3.104,-	UNT 100 CBRCD 3.104,-	UNT 100 CACD 2.989,-	UNT 100 CCD 3.334,-	
	CL	UNT 100 CWRCL 3.104,-	UNT 100 CPBCL 3.104,-	UNT 100 CSCL 3.104,-	UNT 100 CBRCL 3.104,-	UNT 100 CA CL 2.989,-	UNT 100 CCL 3.334,-	
	TS	UNT 100 CWR TS 3.104,-	UNT 100 CPB TS 3.104,-	UNT 100 CSTS 3.104,-	UNT 100 CBRTS 3.104,-	UNT 100 CATS 2.989,-	UNT 100 CTS 3.334,-	
	TM	UNT 100 CWR TM 3.104,-	UNT 100 CPB TM 3.104,-	UNT 100 CSTM 3.104,-	UNT 100 CBRTM 3.104,-	UNT 100 CATM 2.989,-	UNT 100 CTM 3.334,-	
	NM	UNT 100 CWR NM 3.334,-	UNT 100 CPB NM 3.334,-	UNT 100 CSNM 3.334,-	UNT 100 CBR NM 3.334,-	UNT 100 CANM 3.219,-		
	WUM	UNT 100 CWR WUM 2.874,-	UNT 100 CPB WUM 2.874,-	UNT 100 CSWUM 2.874,-		UNT 100 CAWUM 2.759,-	UNT 100 CWUM 3.104,-	
	ZUM	UNT 100 CWR ZUM 2.874,-	UNT 100 CPB ZUM 2.874,-	UNT 100 CSZUM 2.874,-	UNT 100 CBR ZUM 2.874,-	UNT 100 CAZUM 2.759,-	UNT 100 CZUM 3.104,-	
	PG	UNT 100 CWR PG 2.874,-	UNT 100 CPB PG 2.874,-	UNT 100 CSPG 2.874,-		UNT 100 CAPG 2.759,-	UNT 100 CPG 3.104,-	
	TR	UNT 100 CWR TR 2.874,-	UNT 100 CPB TR 2.874,-	UNT 100 CSTR 2.874,-	UNT 100 CBR TR 2.874,-	UNT 100 CATR 2.759,-	UNT 100 CTR 3.104,-	
	TEAK	W	UNT 100 WWR 3.047,-	UNT 100 WPB 3.047,-	UNT 100 WS 3.047,-	UNT 100 WBR 3.047,-	UNT 100 WA 2.932,-	

TABLE	
REF:	UNT 150V...
VOLUME:	0,3 m ³
WEIGHT:	75 kg
INFO:	ASSEMBLING NEEDED



ROUND TABLE	
REF:	UNT 160R...
VOLUME:	0,37 m ³
WEIGHT:	C: 70,5 kg W: 44,5 kg
INFO:	ASSEMBLING NEEDED

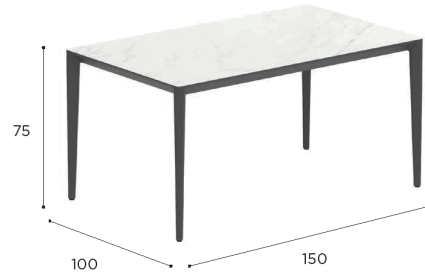


		COATED ALUMINIUM					
		WR	PB	S	BR	A	
CERAMIC	BS	UNT 150V CWRBBS 6.152,-	UNT 150V CPBBS 6.152,-	UNT 150V CSBS 6.152,-	UNT 150V CBRBS 6.152,-	UNT 150V CABS 5.922,-	
	CD	UNT 150V CWRCD 6.439,-	UNT 150V CPBCD 6.439,-	UNT 150V CSCD 6.439,-	UNT 150V CBRCD 6.439,-	UNT 150V CACD 6.209,-	
	CL	UNT 150V CWRCL 6.439,-	UNT 150V CPBCL 6.439,-	UNT 150V CSCL 6.439,-	UNT 150V CBRCL 6.439,-	UNT 150V CACL 6.209,-	
	TS	UNT 150V CWRTS 6.439,-	UNT 150V CPBTS 6.439,-	UNT 150V CSTS 6.439,-	UNT 150V CBRTS 6.439,-	UNT 150V CATS 6.209,-	
	TM	UNT 150V CWRTM 6.439,-	UNT 150V CPBTM 6.439,-	UNT 150V CSTM 6.439,-	UNT 150V CBRTM 6.439,-	UNT 150V CATM 6.209,-	
	NM	UNT 150V CWRNM 7.129,-	UNT 150V CPBNM 7.129,-	UNT 150V CSNM 7.129,-	UNT 150V CBRNM 7.129,-	UNT 150V CANM 6.899,-	
	WUM	UNT 150V CWRWUM 5.864,-	UNT 150V CPBWUM 5.864,-	UNT 150V CSWUM 5.864,-	UNT 150V CBRWUM 5.864,-	UNT 150V CAWUM 5.634,-	
	ZUM	UNT 150V CWRZUM 5.864,-	UNT 150V CPBZUM 5.864,-	UNT 150V CSZUM 5.864,-	UNT 150V CBRZUM 5.864,-	UNT 150V CAZUM 5.634,-	
	PG	UNT 150V CWRPG 5.864,-	UNT 150V CPBPG 5.864,-	UNT 150V CSPG 5.864,-	UNT 150V CBRPG 5.864,-	UNT 150V CAPG 5.634,-	
	TR	UNT 150V CWRTR 5.864,-	UNT 150V CPBTR 5.864,-	UNT 150V CSTR 5.864,-	UNT 150V CBRTR 5.864,-	UNT 150V CATR 5.634,-	
	TEAK	W	UNT 150V WWR 6.209,-	UNT 150V WPB 6.209,-	UNT 150V WS 6.209,-	UNT 150V WBR 6.209,-	UNT 150V WA 5.979,-

		COATED ALUMINIUM					
		WR	PB	S	BR	A	
CERAMIC	BS	UNT 160R CWRBBS 5.634,-	UNT 160R CPBBS 5.634,-	UNT 160R CSBS 5.634,-	UNT 160R CBRBS 5.634,-	UNT 160R CABS 5.404,-	
	CD	UNT 160R CWRCD 5.749,-	UNT 160R CPBCD 5.749,-	UNT 160R CSCD 5.749,-	UNT 160R CBRCD 5.749,-	UNT 160R CACD 5.519,-	
	CL	UNT 160R CWRCL 5.749,-	UNT 160R CPBCL 5.749,-	UNT 160R CSCL 5.749,-	UNT 160R CBRCL 5.749,-	UNT 160R CACL 5.519,-	
	NM	UNT 160R CWRNM 5.979,-	UNT 160R CPBNM 5.979,-	UNT 160R CSNM 5.979,-	UNT 160R CBRNM 5.979,-	UNT 160R CANM 5.749,-	
	WUM	UNT 160R CWRWUM 5.404,-	UNT 160R CPBWUM 5.404,-	UNT 160R CSWUM 5.404,-	UNT 160R CBRWUM 5.404,-	UNT 160R CAWUM 5.174,-	
	ZUM	UNT 160R CWRZUM 5.404,-	UNT 160R CPBZUM 5.404,-	UNT 160R CSZUM 5.404,-	UNT 160R CBRZUM 5.404,-	UNT 160R CAZUM 5.174,-	
	TEAK	W	UNT 160R WWR 5.059,-	UNT 160R WPB 5.059,-	UNT 160R WS 5.059,-	UNT 160R WBR 5.059,-	UNT 160R WA 4.829,-
		OPTIONAL PARASOL HOLE 173,-					

U-NITE SPECIFICATIONS

TABLE	
REF:	UNT 1510...
VOLUME:	A+C: 0,165 m ³ A+W: 0,170 m ³ W+C: 0,138 m ³
WEIGHT:	A+C: 57,8 kg A+W: 41,8 kg W+C: 59,8 kg
INFO:	ASSEMBLING NEEDED



		COATED ALUMINIUM					TEAK	
		WR	PB	S	BR	A	W	
CERAMIC	TG	UNT 1510 CWRGTG 3.737,-	UNT 1510 CPBTG 3.737,-	UNT 1510 CSTG 3.737,-	UNT 1510 CBRTG 3.737,-	UNT 1510 CATG 3.564,-	UNT 1510 CTG 4.139,-	
	BS	UNT 1510 CWRBS 4.312,-	UNT 1510 CPBBS 4.312,-	UNT 1510 CSBS 4.312,-	UNT 1510 CBRBS 4.312,-	UNT 1510 CABS 4.139,-	UNT 1510 CBS 4.714,-	
	CD	UNT 1510 CWRCD 4.427,-	UNT 1510 CPBCD 4.427,-	UNT 1510 CSCD 4.427,-	UNT 1510 CBRCD 4.427,-	UNT 1510 CACD 4.254,-	UNT 1510 CCD 4.829,-	
	CL	UNT 1510 CWRCL 4.427,-	UNT 1510 CPBCL 4.427,-	UNT 1510 CSCL 4.427,-	UNT 1510 CBRCL 4.427,-	UNT 1510 CACL 4.254,-	UNT 1510 CCL 4.829,-	
	TS	UNT 1510 CWRTS 4.427,-	UNT 1510 CPBTS 4.427,-	UNT 1510 CSTS 4.427,-	UNT 1510 CBRTS 4.427,-	UNT 1510 CATS 4.254,-	UNT 1510 CTS 4.829,-	
	TM	UNT 1510 CWRTM 4.427,-	UNT 1510 CPBTM 4.427,-	UNT 1510 CSTM 4.427,-	UNT 1510 CBRTM 4.427,-	UNT 1510 CATM 4.254,-	UNT 1510 CTM 4.829,-	
	NM	UNT 1510 CWRNM 5.002,-	UNT 1510 CPBNM 5.002,-	UNT 1510 CSNM 5.002,-	UNT 1510 CBRNM 5.002,-	UNT 1510 CANM 4.829,-		
	WUM	UNT 1510 CWRWUM 4.082,-	UNT 1510 CPBWUM 4.082,-	UNT 1510 CSWUM 4.082,-		UNT 1510 CAWUM 3.909,-	UNT 1510 CWUM 4.484,-	
	ZUM	UNT 1510 CWRZUM 4.082,-	UNT 1510 CPBZUM 4.082,-	UNT 1510 CSZUM 4.082,-	UNT 1510 CBRZUM 4.082,-	UNT 1510 CAZUM 3.909,-	UNT 1510 CZUM 4.484,-	
	PG	UNT 1510 CWRPG 4.082,-	UNT 1510 CPBPG 4.082,-	UNT 1510 CSPG 4.082,-		UNT 1510 CAPG 3.909,-	UNT 1510 CPG 4.484,-	
	TR	UNT 1510 CWRTR 4.082,-	UNT 1510 CPBTR 4.082,-	UNT 1510 CSTR 4.082,-	UNT 1510 CBRTR 4.082,-	UNT 1510 CATR 3.909,-	UNT 1510 CTR 4.484,-	
	TEAK	W	UNT 1510 WWR 4.427,-	UNT 1510 WPB 4.427,-	UNT 1510 WS 4.427,-	UNT 1510 WBR 4.427,-	UNT 1510 WA 4.254,-	

TABLE	
REF:	UNT 220...
VOLUME:	A+C: 0,281 m ³ A+W: 0,309 m ³ W+C: 0,287 m ³
WEIGHT:	A+C: 77,7 kg A+W: 71 kg W+C: 77,6 kg
INFO:	ASSEMBLING NEEDED



		COATED ALUMINIUM					TEAK	
		WR	PB	S	BR	A	W	
CERAMIC	TG	UNT 220 CWRGTG 5.174,-	UNT 220 CPBTG 5.174,-	UNT 220 CSTG 5.174,-	UNT 220 CBRTG 5.174,-	UNT 220 CATG 4.944,-	UNT 220 CTG 5.519,-	
	BS	UNT 220 CWRBS 5.864,-	UNT 220 CPBBS 5.864,-	UNT 220 CSBS 5.864,-	UNT 220 CBRBS 5.864,-	UNT 220 CABS 5.634,-	UNT 220 CBS 6.209,-	
	CD	UNT 220 CWRCD 6.152,-	UNT 220 CPBCD 6.152,-	UNT 220 CSCD 6.152,-	UNT 220 CBRCD 6.152,-	UNT 220 CACD 5.922,-	UNT 220 CCD 6.497,-	
	CL	UNT 220 CWRCL 6.152,-	UNT 220 CPBCL 6.152,-	UNT 220 CSCL 6.152,-	UNT 220 CBRCL 6.152,-	UNT 220 CACL 5.922,-	UNT 220 CCL 6.497,-	
	TS	UNT 220 CWRTS 6.152,-	UNT 220 CPBTS 6.152,-	UNT 220 CSTS 6.152,-	UNT 220 CBRTS 6.152,-	UNT 220 CATS 5.922,-	UNT 220 CTS 6.497,-	
	TM	UNT 220 CWRTM 6.152,-	UNT 220 CPBTM 6.152,-	UNT 220 CSTM 6.152,-	UNT 220 CBRTM 6.152,-	UNT 220 CATM 5.922,-	UNT 220 CTM 6.497,-	
	NM	UNT 220 CWRNM 6.784,-	UNT 220 CPBNM 6.784,-	UNT 220 CSNM 6.784,-	UNT 220 CBRNM 6.784,-	UNT 220 CANM 6.554,-		
	WUM	UNT 220 CWRWUM 5.634,-		UNT 220 CSWUM 5.634,-		UNT 220 CAWUM 5.404,-	UNT 220 CWUM 5.979,-	
	ZUM	UNT 220 CWRZUM 5.634,-		UNT 220 CSZUM 5.634,-	UNT 220 CBRZUM 5.634,-	UNT 220 CAZUM 5.404,-	UNT 220 CZUM 5.979,-	
	PG	UNT 220 CWRPG 5.634,-	UNT 220 CPBPG 5.634,-	UNT 220 CSPG 5.634,-		UNT 220 CAPG 5.404,-	UNT 220 CPG 5.979,-	
	TR	UNT 220 CWRTR 5.634,-	UNT 220 CPBTR 5.634,-	UNT 220 CSTR 5.634,-	UNT 220 CBRTR 5.634,-	UNT 220 CATR 5.404,-	UNT 220 CTR 5.979,-	
	TEAK	W	UNT 220 WWR 6.439,-	UNT 220 WPB 6.439,-	UNT 220 WS 6.439,-	UNT 220 WBR 6.439,-	UNT 220 WA 6.209,-	UNT 220 5.979,-

TABLE	
REF:	UNT 300...
VOLUME:	A+C: 0,388 m ³ A+W: 0,472 m ³ W+C: 0,391 m ³
WEIGHT:	A+C: 102 kg A+W: 93,5 kg W+C: 102,6 kg
INFO:	ASSEMBLING NEEDED



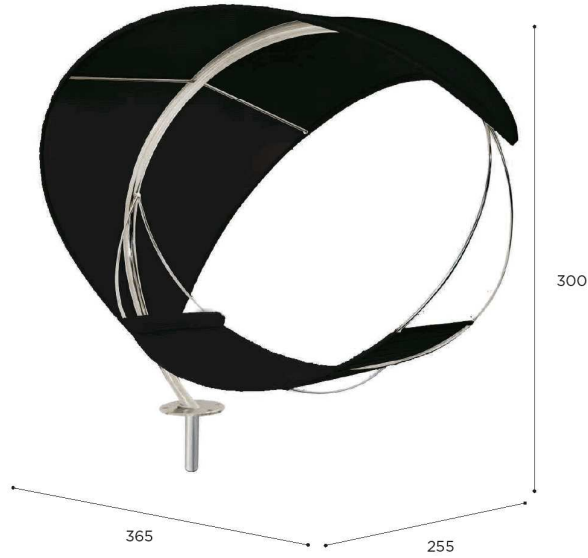
	COATED ALUMINIUM					TEAK		
	WR	PB	S	BR	A	W		
CERAMIC	TG	UNT 300 CWR TG 6.554,-	UNT 300 CPB TG 6.554,-	UNT 300 CS TG 6.554,-	UNT 300 CBR TG 6.554,-	UNT 300 CAT G 6.324,-	UNT 300 CT G 7.014,-	
	BS	UNT 300 CWR BS 7.589,-	UNT 300 CPB BS 7.589,-	UNT 300 CS BS 7.589,-	UNT 300 CBR BS 7.589,-	UNT 300 CAB S 7.359,-	UNT 300 CB S 8.049,-	
	CD	UNT 300 CWR CD 7.934,-	UNT 300 CPB CD 7.934,-	UNT 300 CS CD 7.934,-	UNT 300 CBR CD 7.934,-	UNT 300 CAC D 7.704,-	UNT 300 CC D 8.394,-	
	CL	UNT 300 CWR CL 7.934,-	UNT 300 CPB CL 7.934,-	UNT 300 CS CL 7.934,-	UNT 300 CBR CL 7.934,-	UNT 300 CAC L 7.704,-	UNT 300 CC L 8.394,-	
	TS	UNT 300 CWR TS 7.934,-	UNT 300 CPB TS 7.934,-	UNT 300 CS TS 7.934,-	UNT 300 CBR TS 7.934,-	UNT 300 CAT S 7.704,-	UNT 300 CT S 8.394,-	
	TM	UNT 300 CWR TM 7.934,-	UNT 300 CPB TM 7.934,-	UNT 300 CS TM 7.934,-	UNT 300 CBR TM 7.934,-	UNT 300 CAT M 7.704,-	UNT 300 CT M 8.394,-	
	NM	UNT 300 CWR NM 8.969,-	UNT 300 CPB NM 8.969,-	UNT 300 CS NM 8.969,-	UNT 300 CBR NM 8.969,-	UNT 300 CAN M 8.739,-		
	WUM	UNT 300 CWR WUM 7.244,-		UNT 300 CS WUM 7.244,-		UNT 300 CA WUM 7.014,-	UNT 300 CWUM 7.704,-	
	ZUM	UNT 300 CWR ZUM 7.244,-		UNT 300 CS ZUM 7.244,-	UNT 300 CBR ZUM 7.244,-	UNT 300 CA ZUM 7.014,-	UNT 300 CZUM 7.704,-	
	PG	UNT 300 CWR PG 7.244,-	UNT 300 CPB PG 7.244,-	UNT 300 CS PG 7.244,-		UNT 300 CAP G 7.014,-	UNT 300 CPG 7.704,-	
	TR	UNT 300 CWR TR 7.244,-	UNT 300 CPB TR 7.244,-	UNT 300 CS TR 7.244,-	UNT 300 CBR TR 7.244,-	UNT 300 CAT R 7.014,-	UNT 300 CTR 7.704,-	
	TEAK	W	UNT 300 WWR 8.624,-	UNT 300 WPB 8.624,-	UNT 300 WS 8.624,-	UNT 300 WBR 8.624,-	UNT 300 WA 8.394,-	UNT 300 8.049,-

WAVE

Design by Erik Nyberg & Gustav Störm



HAMMOCK	
REF:	WV EP...
VOLUME:	3,85 m ³
WEIGHT:	238 kg
INFO:	ASSEMBLING NEEDED



		STAINLESS STEEL ELECTROPOLISHED
		EP
BATYLINE	WU	WV EPWU 19.549,-
	CAU	WV EPCAU 19.549,-
	ZU	WV EPZU 19.549,-
	TQF	WV EPTQF 19.549,-

HAMMOCK CUSHION	
REF:	PIL WV...
VOLUME:	0,47 m ³
WEIGHT:	35 kg
INFO:	STORAGE BAG & HEAD CUSHION INCLUDED



		FABRIC
		PIL WV...
CAT. A		3.330,-
CAT. B		3.996,-
CAT. C		4.661,-

BACE	
REF:	WVT
VOLUME:	2,28 m ³
WEIGHT:	183 kg
INFO:	BASE FOR EMBEDDING IN CONCRETE



		STAINLESS STEEL ELECTROPOLISHED
		EP
		WVT 5.749,-

BACE	
REF:	WVG
VOLUME:	2,28 m ³
WEIGHT:	225 kg
INFO:	BASE FOR EMBEDDING IN SAND



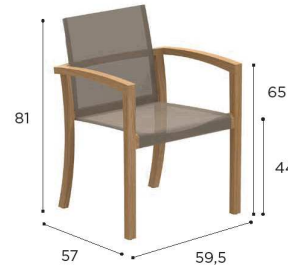
		STAINLESS STEEL ELECTROPOLISHED
		EP
		WVG 6.784,-

XQI

Design by Kris Van Puyvelde

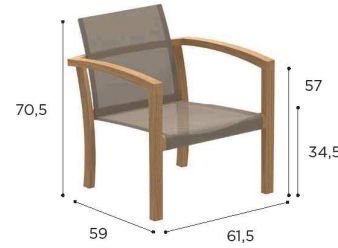


DINING CHAIR	
REF:	XQI 55...
VOLUME:	0,37 m ³ (2)
WEIGHT:	7,6 kg (1)
INFO:	STACKABLE



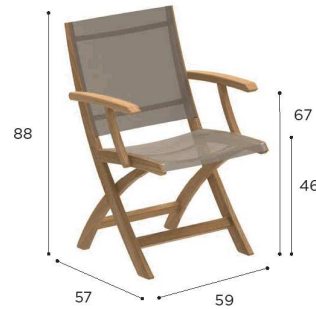
		TEAK	
		W	
BATYLINE	WU	XQI 55 TEPWU	977,-
	BRU	XQI 55 TEPBRU	977,-
	ZU	XQI 55 TEPZU	977,-

LOW CHAIR	
REF:	XQI 77...
VOLUME:	0,34 m ³ (2)
WEIGHT:	7,3 kg (1)
INFO:	STACKABLE



		TEAK	
		W	
BATYLINE	WU	XQI 77 TEPWU	1.264,-
	BRU	XQI 77 TEPBRU	1.264,-
	ZU	XQI 77 TEPZU	1.264,-

FOLDABLE CHAIR	
REF:	XQI 55F...
VOLUME:	0,17 m ³ (2)
WEIGHT:	9 kg (1)
INFO:	FOLDABLE



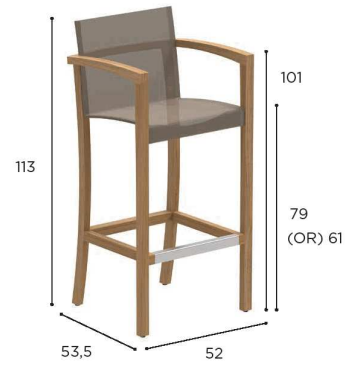
		TEAK	
		W	
BATYLINE	WU	XQI 55F TEPWU	1.149,-
	BRU	XQI 55F TEPBRU	1.149,-
	ZU	XQI 55F TEPZU	1.149,-

LOUNGER	
REF:	XQI 195...
VOLUME:	0,37 m ³ (2)
WEIGHT:	32,8 kg (1)
INFO:	WHEELS RECLINER



		TEAK	
		W	
BATYLINE	WU	XQI 195 TEPWU	3.104,-
	BRU	XQI 195 TEPBRU	3.104,-
	ZU	XQI 195 TEPZU	3.104,-

BAR CHAIR	
REF:	XQI 43...
VOLUME:	0,31 m ³
WEIGHT:	10,5 kg
INFO:	LOWERED FRAME ON REQUEST



TEAK		
W		
BATYLINE	WU	XQI 43 TEPWU 1.264,-
	BRU	XQI 43 TEPBRU 1.264,-
	ZU	XQI 43 TEPZU 1.264,-
LOWERED FRAME (SURCHARGE)		
115,-		

SIDE TABLE	
REF:	XQI 50...
VOLUME:	0,22 m ³
WEIGHT:	5 kg
INFO:	ASSEMBLING NEEDED



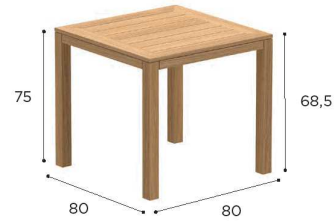
TEAK		
W		
TEAK	W	XQI 50 W 632,-

SIDE TABLE	
REF:	XQI 70T...
VOLUME:	0,16 m ³
WEIGHT:	10,3 kg
INFO:	ASSEMBLING NEEDED



TEAK		
W		
TEAK	W	XQI 70T W 862,-

TABLE	
REF:	XQI 80...
VOLUME:	0,10 m ³
WEIGHT:	15,2 kg
INFO:	ASSEMBLING NEEDED



TEAK	
	W
TEAK	W
	XQI 80 W
	1.184,-

TABLE	
REF:	XQI 180...
VOLUME:	0,16 m ³
WEIGHT:	26,6 kg
INFO:	ASSEMBLING NEEDED



TEAK	
	W
TEAK	W
	XQI 180 W
	2.069,-

TABLE	
REF:	XQI 240...
VOLUME:	0,23 m ³
WEIGHT:	37,6 kg
INFO:	ASSEMBLING NEEDED



TEAK	
	W
TEAK	W
	XQI 240 W
	3.219,-

BAR TABLE	
REF:	XQI 200H...
VOLUME:	1,54 m ³
WEIGHT:	34,7 kg
INFO:	ASSEMBLING NEEDED



TEAK	
	W
TEAK	W
	XQI 200H W
	2.299,-

ZENHIT

Design by Kris Van Puyvelde



DINING CHAIR	
REF:	ZNT 55..
VOLUME:	0,25 m ³
WEIGHT:	9 kg



	TEAK
	W
	ZNT 55
	977,-
	CUSHIONS
	PIL ZNT 55 ED... (SEAT + BACK)
STAND.	420,-
CAT. A	374,-
CAT. B	449,-
CAT. C	524,-

LOW CHAIR	
REF:	ZNT 77..
VOLUME:	0,25 m ³
WEIGHT:	11 kg



	TEAK
	W
	ZNT 77
	1.494,-
	CUSHIONS
	PIL ZNT 77 ED... (SEAT + BACK)
STAND.	616,-
CAT. A	547,-
CAT. B	656,-
CAT. C	765,-

ZENHIT LOUNGE

Design by Kris Van Puyvelde




ZENHIT LOUNGE STANDARD FABRICS

ALL OTHER FABRICS & COLOURS AVAILABLE ON REQUEST PP. 375-380

NATURAL GREY DOT
REF: NGD - CAT. B




NATURAL SILVER DOT
REF: NSD - CAT. B



NATURAL LINEN DOT
REF: NLD - CAT. B



NATURAL WHITE DOT
REF: NWD - CAT. B



ONE SEATER	
REF:	ZNTL 100...
VOLUME:	0,15 m ³
WEIGHT:	22,9 kg



	TEAK
	W
	ZNTL 100
	2.184,-
	CUSHIONS
	PIL ZNTL 100... (3pcs)
STAND.	1.288,-
CAT. A	1.145,-
CAT. B	1.374,-
CAT. C	1.602,-

FOOTREST / SIDE TABLE	
REF:	ZNTL 75T...
VOLUME:	0,18 m ³
WEIGHT:	15,1 kg



	TEAK
	W
	ZNTL 75T
	1.379,-
	CUSHIONS
	PIL ZNTL 75T... (1pc)
STAND.	679,-
CAT. A	604,-
CAT. B	725,-
CAT. C	846,-

LOUNGE TABLE	
REF:	ZNTL 150T...
VOLUME:	0,32 m ³
WEIGHT:	24,3 kg



	TEAK
	W
	ZNTL 150T
	2.242,-

TWO SEATER	
REF:	ZNTL 160...
VOLUME:	0,91 m ³
WEIGHT:	35 kg



	TEAK
	W
	ZNTL 160
	3.277,-
	CUSHIONS
	PIL ZNTL 160... (5pcs)
STAND.	2.329,-
CAT. A	2.065,-
CAT. B	2.478,-
CAT. C	2.890,-
	2x PIL ZNTL 100... (6pcs)
STAND.	2.576,-
CAT. A	2.289,-
CAT. B	2.747,-
CAT. C	3.204,-

THREE SEATER	
REF:	ZNTL 240
VOLUME:	1,33 m ³
WEIGHT:	54 kg



	TEAK
	W
	ZNTL 240
	4.599,-
	CUSHIONS
	PIL ZNTL 240... (7pcs)
STAND.	3.433,-
CAT. A	3.042,-
CAT. B	3.651,-
CAT. C	4.259,-
	3x PIL ZNTL 100... (9pcs)
STAND.	3.864,-
CAT. A	3.433,-
CAT. B	4.120,-
CAT. C	4.806,-

ZENHIT LOUNGE SPECIFICATIONS

LOUNGE CORNER	
REF:	ZNTL 80C...
VOLUME:	0,48 m ³
WEIGHT:	20,3 kg



TWO SEATER	
REF:	ZNTL 160Z...
VOLUME:	0,40 m ³
WEIGHT:	27,5 kg



TWO SEATER RIGHT	
REF:	ZNTL 160R...
VOLUME:	0,91 m ³
WEIGHT:	31 kg



TWO SEATER LEFT	
REF:	ZNTL 160L...
VOLUME:	0,91 m ³
WEIGHT:	31 kg



TEAK	
W	
ZNTL 80C	
2.874,-	
CUSHIONS	
PIL ZNTL 80C... (5pcs)	
STAND.	2.007,-
CAT. A	1.777,-
CAT. B	2.133,-
CAT. C	2.488,-

TEAK	
W	
ZNTL 160Z	
2.932,-	
CUSHIONS	
PIL ZNTL 160... (5pcs)	
STAND.	2.329,-
CAT. A	2.065,-
CAT. B	2.478,-
CAT. C	2.890,-
2x PIL ZNTL 100... (6pcs)	
STAND.	2.576,-
CAT. A	2.289,-
CAT. B	2.747,-
CAT. C	3.204,-

TEAK	
W	
ZNTL 160R	
3.104,-	
CUSHIONS	
PIL ZNTL 160... (5pcs)	
STAND.	2.329,-
CAT. A	2.065,-
CAT. B	2.478,-
CAT. C	2.890,-
2x PIL ZNTL 100... (6pcs)	
STAND.	2.576,-
CAT. A	2.289,-
CAT. B	2.747,-
CAT. C	3.204,-

TEAK	
W	
ZNTL 160L	
3.104,-	
CUSHIONS	
PIL ZNTL 160... (5pcs)	
STAND.	2.329,-
CAT. A	2.065,-
CAT. B	2.478,-
CAT. C	2.890,-
2x PIL ZNTL 100... (6pcs)	
STAND.	2.576,-
CAT. A	2.289,-
CAT. B	2.747,-
CAT. C	3.204,-

THREE SEATER RIGHT	
REF:	ZNTL 240R...
VOLUME:	1,33 m ³
WEIGHT:	50 kg



THREE SEATER LEFT	
REF:	ZNTL 240L...
VOLUME:	1,33 m ³
WEIGHT:	50 kg



DAYBED RIGHT	
REF:	ZNTL DBR...
VOLUME:	0,55 m ³
WEIGHT:	40 kg



DAYBED LEFT	
REF:	ZNTL DBL...
VOLUME:	0,55 m ³
WEIGHT:	40 kg



	TEAK
	W
	ZNTL 240R
	4.427,-
	CUSHIONS
	PIL ZNTL 240... (7pcs)
STAND.	3.433,-
CAT. A	3.042,-
CAT. B	3.651,-
CAT. C	4.259,-
	3x PIL ZNTL 100... (9pcs)
STAND.	3.864,-
CAT. A	3.433,-
CAT. B	4.120,-
CAT. C	4.806,-

	TEAK
	W
	ZNTL 240L
	4.427,-
	CUSHIONS
	PIL ZNTL 240... (7pcs)
STAND.	3.433,-
CAT. A	3.042,-
CAT. B	3.651,-
CAT. C	4.259,-
	3x PIL ZNTL 100... (9pcs)
STAND.	3.864,-
CAT. A	3.433,-
CAT. B	4.120,-
CAT. C	4.806,-

	TEAK
	W
	ZNTL DBR
	3.622,-
	CUSHIONS
	PIL ZNTL DB... (3pcs)
STAND.	2.007,-
CAT. A	1.777,-
CAT. B	2.133,-
CAT. C	2.488,-

	TEAK
	W
	ZNTL DBL
	3.622,-
	CUSHIONS
	PIL ZNTL DB... (3pcs)
STAND.	2.007,-
CAT. A	1.777,-
CAT. B	2.133,-
CAT. C	2.488,-

ZIDIZ

Design by Kris Van Puyvelde



OVAL TABLE	
REF:	ZDZ 220...
VOLUME:	1,98 m ³
WEIGHT:	52,2 kg
INFO:	ASSEMBLING NEEDED



OVAL TABLE	
REF:	ZDZ 300...
VOLUME:	2,5 m ³
WEIGHT:	92,5 kg
INFO:	ASSEMBLING NEEDED



OVAL EXTENDABLE TABLE	
REF:	ZDZ 320
VOLUME:	2 m ³
WEIGHT:	97,5 kg
INFO:	ASSEMBLING NEEDED EXTENDABLE



		TEAK		
		W		
CERAMIC	WUM	ZDZ 220 CWUM	6.439,-	
	BS	ZDZ 220 CBS	6.669,-	
	CD	ZDZ 220 CCD	6.899,-	
	TR	ZDZ 220 CTR	6.439,-	
	CL	ZDZ 220 CCL	6.899,-	
	PG	ZDZ 220 CPG	6.439,-	
	TS	ZDZ 220 CTS	6.899,-	
	TM	ZDZ 220 CTM	6.899,-	
	NM	ZDZ 220 CNM	7.589,-	
	ZUM	ZDZ 220 CZUM	6.439,-	
	TEAK	W	ZDZ 220	7.589,-

		TEAK		
		W		
CERAMIC	WUM	ZDZ 300 CWUM	8.222,-	
	BS	ZDZ 300 CBS	8.567,-	
	CD	ZDZ 300 CCD	8.797,-	
	TR	ZDZ 300 CTR	8.222,-	
	CL	ZDZ 300 CCL	8.797,-	
	PG	ZDZ 300 CPG	8.222,-	
	TS	ZDZ 300 CTS	8.797,-	
	TM	ZDZ 300 CTM	8.797,-	
	NM	ZDZ 300 CNM	9.487,-	
	ZUM	ZDZ 300 CZUM	8.222,-	
	TEAK	W	ZDZ 300	9.602,-

		TEAK	
		W	
TEAK	W	ZDZ 320	11.499,-

ZIDIZ SPECIFICATIONS

ELLIPSE TABLE	
REF:	ZDZ 3214...
VOLUME:	2,6 m ³
WEIGHT:	121,5 kg
INFO:	ASSEMBLING NEEDED



		TEAK
		W
CERAMIC	WUM	ZDZ 3214 CWUM 8.452,-
	BS	ZDZ 3214 CBS 8.797,-
	CD	ZDZ 3214 CCD 9.027,-
	CL	ZDZ 3214 CCL 9.027,-
	PG	ZDZ 3214 CPG 8.452,-
	TS	ZDZ 3214 CTS 9.027,-
	TM	ZDZ 3214 CTM 9.027,-
	NM	ZDZ 3214 CNM 9.832,-
	ZUM	ZDZ 3214 CZUM 8.452,-

ZDZ 320



OUTDOOR RUGS




RUG COLOURS

BARK
REF: ...B



ROCK
REF: ...R



GRANITE
REF: ...G




OLIVE
REF: ...O



SAND
REF: ...S




OUTDOOR RUG	
REF:	RUG 2543..
WEIGHT:	33 kg




WOVEN OUTDOOR RUG 2,5 x 4,3 METER	
	RUG 2543 B
B	4.024,-
R	RUG 2543 R
	4.024,-
G	RUG 2543 G
	4.024,-
O	RUG 2543 O
	4.024,-
S	RUG 2543 S
	4.024,-

OUTDOOR RUG	
REF:	RUG 2535..
WEIGHT:	25,5 kg



WOVEN OUTDOOR RUG 2,5 x 3,5 METER	
	RUG 2535 B
B	3.449,-
R	RUG 2535 R
	3.449,-
G	RUG 2535 G
	3.449,-
O	RUG 2535 O
	3.449,-
S	RUG 2535 S
	3.449,-


OUTDOOR RUG	
REF:	RUG 2030..
WEIGHT:	18,3 kg



WOVEN OUTDOOR RUG 2 x 3 METER	
	RUG 2030 B
B	2.529,-
R	RUG 2030 R
	2.529,-
G	RUG 2030 G
	2.529,-
O	RUG 2030 O
	2.529,-
S	RUG 2030 S
	2.529,-


OUTDOOR RUGS SPECIFICATIONS

OUTDOOR RUG	
REF:	RUG 320...
WEIGHT:	31,4 kg




WOVEN OUTDOOR RUG Ø 3,2 METER	
B	RUG 320 B 3.909,-
R	RUG 320 R 3.909,-
G	RUG 320 G 3.909,-
O	RUG 320 O 3.909,-
S	RUG 320 S 4.369,-

OUTDOOR RUG	
REF:	RUG 240...
WEIGHT:	17,9 kg



WOVEN OUTDOOR RUG Ø 2,4 METER	
B	RUG 240 B 2.414,-
R	RUG 240 R 2.414,-
G	RUG 240 G 2.414,-
O	RUG 240 O 2.414,-
S	RUG 240 S 2.644,-

OUTDOOR RUG	
REF:	RUG 150...
WEIGHT:	8 kg



WOVEN OUTDOOR RUG Ø 1,5 METER	
B	RUG 150 B 1.034,-
R	RUG 150 R 1.034,-
G	RUG 150 G 1.034,-
O	RUG 150 O 1.034,-
S	RUG 150 S 1.149,-




PALMA SPECIFICATIONS

Design by Kris Van Puyvelde

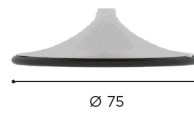


PALMA	
REF:	PLM 300...
VOLUME:	0,4 m ³
WEIGHT:	18 kg
INFO:	ASSEMBLING NEEDED
	COVERBAG INCLUDED
	BASE & BALLAST NOT INCLUDED (BASE = PLMV75)




225

PALMA HEAVY BASE	
REF:	PLM V 75...
VOLUME:	0,19 m ³
WEIGHT:	71 kg



Ø 75

HEAVY BALLAST	
REF:	PLM 300 BALLAST H
VOLUME:	0,19 m ³
WEIGHT:	13 kg



Ø 60

		COATED ALUMINIUM		
		WR	S	A
TEXTILE (CAT-A)	WU	PLM 300 WRWU 3.679,-	PLM 300 SWU 3.794,-	PLM 300 AWU 3.794,-
	CAU	PLM 300 WRCAU 3.794,-	PLM 300 SCAU 3.679,-	PLM 300 ACAU 3.794,-
	ZU	PLM 300 WRZU 3.794,-	PLM 300 SZU 3.794,-	PLM 300 AZU 3.679,-
	ROU	PLM 300 WRROU 3.909,-	PLM 300 SROU 3.909,-	PLM 300 AROU 3.909,-
	RO	PLM 300 WRRO 3.909,-	PLM 300 SRO 3.909,-	PLM 300 ARO 3.909,-
	SL	PLM 300 WRSL 3.909,-	PLM 300 SSL 3.909,-	PLM 300 ASL 3.909,-

		COATED ALUMINIUM		
		WR	S	A
	PLMV 75 RWR	1.437,-	PLMV 75 RS 1.437,-	PLMV 75 RA 1.437,-

PLM 300 BALLAST H	
	264,-

FEATURES:

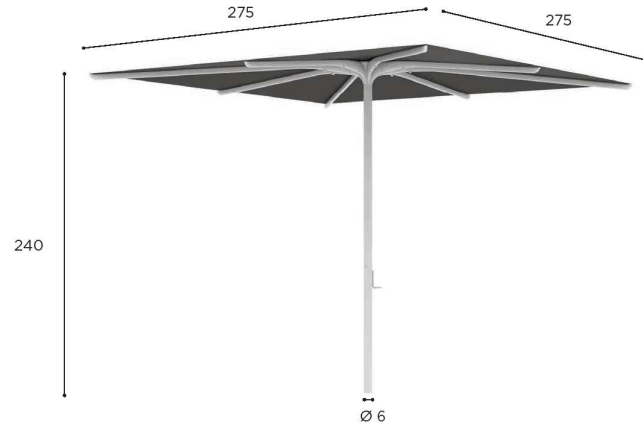
- * ROUND PLATE IN GALVANIZED STEEL
- * 4 SCREW HOLES
- * FOR ADDING WEIGHT TO PALMA BASES: PLMV70... OR PLMV75...

BLOOM SPECIFICATIONS

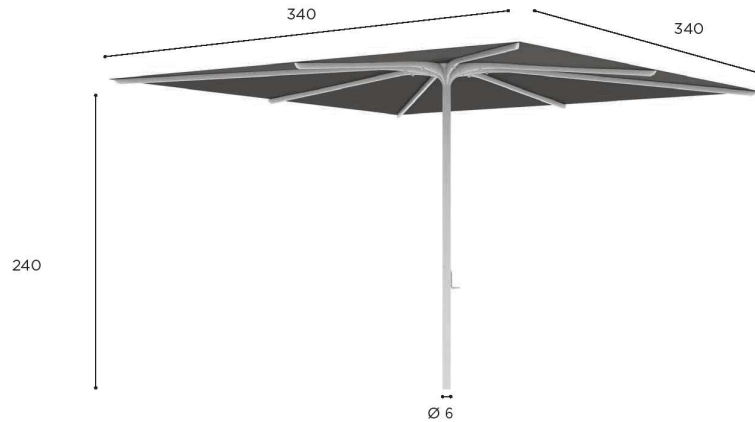
Design by Kris Van Puyvelde



BLOOM 275V	
REF:	BLM 275V...
VOLUME:	0,6 m ³
WEIGHT:	29 kg
INFO:	COVERBAG INCLUDED BASE & TUBE NOT INCLUDED ALL BASE COMBINATIONS SEE P. 365 OPTIONAL WHEELSET




BLOOM 340V	
REF:	BLM 340V...
VOLUME:	0,6 m ³
WEIGHT:	32,5 kg
INFO:	COVERBAG INCLUDED BASE & TUBE NOT INCLUDED ALL BASE COMBINATIONS SEE P. 365 OPTIONAL WHEELSET



COATED STAINLESS STEEL TUBE	
REF:	CEY T 73...
INFO:	TIGHTENING MECHANISM



COATED METALIZED STEEL BASE	
REF:	CEY V 100SC...
VOLUME:	0,020 m ³
WEIGHT:	74 kg



STANDARD / ON REQUEST

COATED ALUMINIUM & STAINLESS STEEL				
		WR	S	A
TEXTILE	WU	BLM 275V WRWU 4.484,-	BLM 275V SWU 4.599,-	BLM 275V AWU 4.599,-
	CAU	BLM 275V WRCAU 4.599,-	BLM 275V SCAU 4.484,-	BLM 275V ACAU 4.599,-
	ZU	BLM 275V WRZU 4.599,-	BLM 275V SZU 4.599,-	BLM 275V AZU 4.484,-
	EU	BLM 275V WREU 4.599,-	BLM 275V SEU 4.599,-	BLM 275V AEU 4.599,-
	BU	BLM 275V WRBU 4.599,-	BLM 275V SBU 4.599,-	BLM 275V ABU 4.599,-
	ROU	BLM 275V WRROU 4.599,-	BLM 275V SROU 4.599,-	BLM 275V AROU 4.599,-
	MU	BLM 275V WRMU 4.599,-	BLM 275V SMU 4.599,-	BLM 275V AMU 4.599,-
	FOU	BLM 275V WRFOU 4.599,-	BLM 275V SFOU 4.599,-	BLM 275V AFOU 4.599,-

COATED ALUMINIUM & STAINLESS STEEL				
		WR	S	A
TEXTILE	WU	BLM 340V WRWU 4.829,-	BLM 340V SWU 4.944,-	BLM 340V AWU 4.944,-
	CAU	BLM 340V WRCAU 4.944,-	BLM 340V SCAU 4.829,-	BLM 340V ACAU 4.944,-
	ZU	BLM 340V WRZU 4.944,-	BLM 340V SZU 4.944,-	BLM 340V AZU 4.829,-
	EU	BLM 340V WREU 4.944,-	BLM 340V SEU 4.944,-	BLM 340V AEU 4.944,-
	BU	BLM 340V WRBU 4.944,-	BLM 340V SBU 4.944,-	BLM 340V ABU 4.944,-
	ROU	BLM 340V WRROU 4.944,-	BLM 340V SROU 4.944,-	BLM 340V AROU 4.944,-
	MU	BLM 340V WRMU 4.944,-	BLM 340V SMU 4.944,-	BLM 340V AMU 4.944,-
	FOU	BLM 340V WRFOU 4.944,-	BLM 340V SFOU 4.944,-	BLM 340V AFOU 4.944,-

COATED STAINLESS STEEL		
WR	S	A
CEY T 73 WR 310,-	CEY T 73 S 310,-	CEY T 73 A 310,-

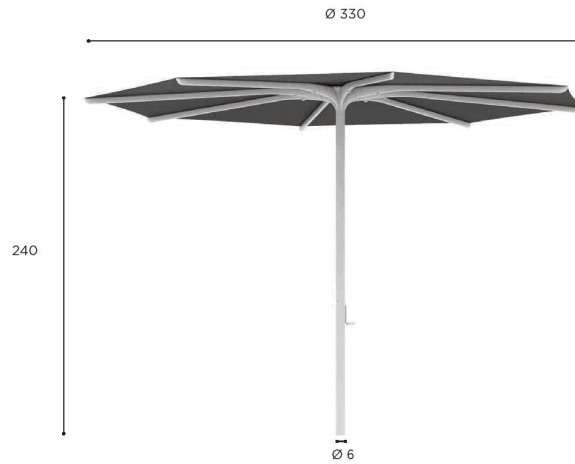
COATED METALIZED STEEL		
WR	S	A
CEY V 100 SC WR 1.207,-	CEY V 100 SC S 1.207,-	CEY V 100 SC A 1.207,-
OPTIONAL WHEELSET (SS)		
CEY V WS 206,-		

BLOOM SPECIFICATIONS

Design by Kris Van Puyvelde



BLOOM 330	
REF:	BLM 330...
VOLUME:	0,6 m ³
WEIGHT:	29 kg
INFO:	COVERBAG INCLUDED BASE & TUBE NOT INCLUDED ALL BASE COMBINATIONS SEE P. 365 OPTIONAL WHEELSET




BLOOM 380	
REF:	BLM 380...
VOLUME:	0,6 m ³
WEIGHT:	31 kg
INFO:	COVERBAG INCLUDED BASE & TUBE NOT INCLUDED ALL BASE COMBINATIONS SEE P. 365 OPTIONAL WHEELSET



COATED STAINLESS STEEL TUBE	
REF:	CEY T 73...
INFO:	TIGHTENING MECHANISM



COATED METALIZED STEEL BASE	
REF:	CEY V 100SC...
VOLUME:	0,020 m ³
WEIGHT:	74 kg



COATED ALUMINIUM & STAINLESS STEEL				
		WR	S	A
TEXTILE	WU	BLM 330 WRWU 4.542,-	BLM 330 SWU 4.657,-	BLM 330 AWU 4.657,-
	CAU	BLM 330 WRCAU 4.657,-	BLM 330 SCAU 4.542,-	BLM 330 ACAU 4.657,-
	ZU	BLM 330 WRZU 4.657,-	BLM 330 SZU 4.657,-	BLM 330 AZU 4.542,-
	EU	BLM 330 WREU 4.657,-	BLM 330 SEU 4.657,-	BLM 330 AEU 4.657,-
	BU	BLM 330 WRBU 4.657,-	BLM 330 SBU 4.657,-	BLM 330 ABU 4.657,-
	ROU	BLM 330 WRROU 4.657,-	BLM 330 SROU 4.657,-	BLM 330 AROU 4.657,-
	MU	BLM 330 WRMU 4.657,-	BLM 330 SMU 4.657,-	BLM 330 AMU 4.657,-
	FOU	BLM 330 WRFOU 4.657,-	BLM 330 SFOU 4.657,-	BLM 330 AFOU 4.657,-

COATED ALUMINIUM & STAINLESS STEEL				
		WR	S	A
TEXTILE	WU	BLM 380 WRWU 4.829,-	BLM 380 SWU 4.944,-	BLM 380 AWU 4.944,-
	CAU	BLM 380 WRCAU 4.944,-	BLM 380 SCAU 4.829,-	BLM 380 ACAU 4.944,-
	ZU	BLM 380 WRZU 4.944,-	BLM 380 SZU 4.944,-	BLM 380 AZU 4.829,-
	EU	BLM 380 WREU 4.944,-	BLM 380 SEU 4.944,-	BLM 380 AEU 4.944,-
	BU	BLM 380 WRBU 4.944,-	BLM 380 SBU 4.944,-	BLM 380 ABU 4.944,-
	ROU	BLM 380 WRROU 4.944,-	BLM 380 SROU 4.944,-	BLM 380 AROU 4.944,-
	MU	BLM 380 WRMU 4.944,-	BLM 380 SMU 4.944,-	BLM 380 AMU 4.944,-
	FOU	BLM 380 WRFOU 4.944,-	BLM 380 SFOU 4.944,-	BLM 380 AFOU 4.944,-

COATED STAINLESS STEEL		
WR	S	A
CEY T 73 WR 310,-	CEY T 73 S 310,-	CEY T 73 A 310,-

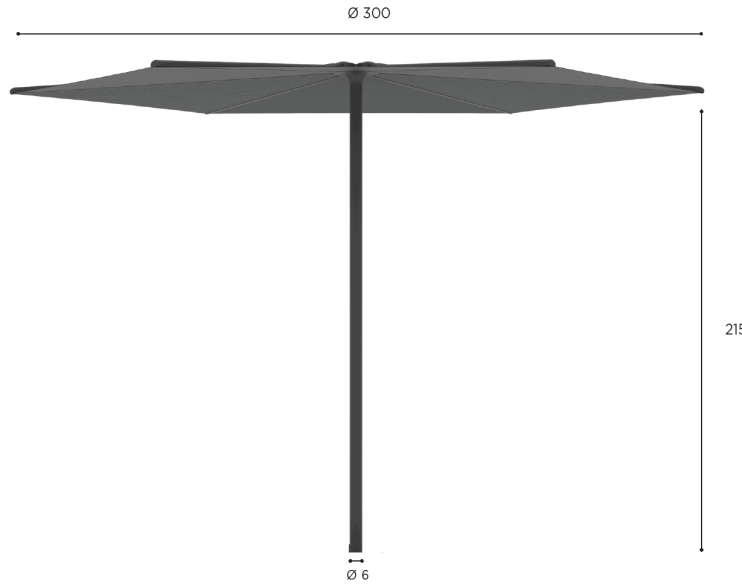
COATED METALIZED STEEL		
WR	S	A
CEY V 100 SC WR 1.207,-	CEY V 100 SC S 1.207,-	CEY V 100 SC A 1.207,-
OPTIONAL WHEELSET (SS)		
CEY V WS 206,-		

OAZZ SPECIFICATIONS

Design by Kris Van Puyvelde



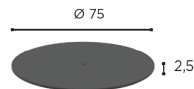
OAZZ	
REF:	OAZZ 300...
VOLUME:	0,5 m ³
WEIGHT:	17 kg
INFO:	COVERBAG INCLUDED TUBE INCLUDED BASE NOT INCLUDED ALL BASE COMBINATIONS SEE P. 365 OPTIONAL WHEELSET



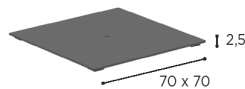
STANDARD / ON REQUEST

		COATED ALUMINIUM		
		WR	S	A
BAYLINE	WU	OAZZ 300 WRWU 3.449,-	OAZZ 300 SWU 3.564,-	OAZZ 300 AWU 3.564,-
	CAU	OAZZ 300 WRCAU 3.564,-	OAZZ 300 SCAU 3.449,-	OAZZ 300 ACAU 3.564,-
	ZU	OAZZ 300 WRZU 3.564,-	OAZZ 300 SZU 3.564,-	OAZZ 300 AZU 3.449,-

COATED METALIZED STEEL BASE	
REF:	CEY V 75RSC...
VOLUME:	0,015 m ³
WEIGHT:	41,5 kg



COATED METALIZED STEEL BASE	
REF:	CEY V 70SC...
VOLUME:	0,015 m ³
WEIGHT:	40 kg



COATED METALIZED STEEL		
WR	S	A
CEY V 75RSC WR 862,-	CEY V 75RSC S 862,-	CEY V 75RSC A 862,-
OPTIONAL WHEELSET (SS)		
CEY V WS 206,-		

COATED METALIZED STEEL		
WR	S	A
CEY V 70SC WR 689,-	CEY V 70SC S 689,-	CEY V 70SC A 689,-
OPTIONAL WHEELSET (SS)		
CEY V WS 206,-		

OAZZ SPECIFICATIONS

Design by Kris Van Puyvelde

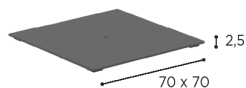


OAZZ	
REF:	OAZZ 220V...
VOLUME:	0,5 m ³
WEIGHT:	15 kg
INFO:	COVERBAG INCLUDED TUBE INCLUDED BASE NOT INCLUDED ALL BASE COMBINATIONS SEE P. 365 OPTIONAL WHEELSET



		COATED ALUMINIUM		
		WR	S	A
BATYLINE	WU	OAZZ 220V WRWU 3.104,-	OAZZ 220V SWU 3.219,-	OAZZ 220V AWU 3.219,-
	CAU	OAZZ 220V WRCAU 3.219,-	OAZZ 220V SCAU 3.104,-	OAZZ 220V ACAU 3.219,-
	ZU	OAZZ 220V WRZU 3.219,-	OAZZ 220V SZU 3.219,-	OAZZ 220V AZU 3.104,-

COATED METALIZED STEEL BASE	
REF:	CEY V 70SC...
VOLUME:	0,015 m ³
WEIGHT:	40 kg



COATED METALIZED STEEL		
WR	S	A
CEY V 70SC WR 689,-	CEY V 70SC S 689,-	CEY V 70SC A 689,-
OPTIONAL WHEELSET (SS)		
CEY V WS 206,-		

SHADY SLIM SPECIFICATIONS

Design by Kris Van Puyvelde

STANDARD / ON REQUEST



SHADY SLIM	
REF:	SHAS 30 TK...
VOLUME:	0,16 m ³
WEIGHT:	9,3 kg
INFO:	COVERBAG INCLUDED TUBE (CEY60...) NOT INCLUDED BASE NOT INCLUDED ALL BASE COMBINATIONS SEE P. 365



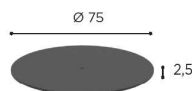
		TEAK	
		W	
TEXTILE (CATA)	WU	SHAS 30 TKWU	2.644,-
	CAU	SHAS 30 TKCAU	2.644,-
	ZU	SHAS 30 TKZU	2.644,-
	ROU	SHAS 30 TKROU	2.644,-
	RO	SHAS 30 TKRO	2.644,-
	SL	SHAS 30 TKSL	2.644,-

COATED STAINLESS STEEL TUBE (SLIM)	
REF:	CEY T 60...
INFO:	TIGHTENING MECHANISM ONLY FOR SHADY SLIM



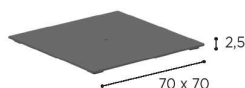
COATED STAINLESS STEEL		
WR	S	A
CEY T 60 WR	CEY T 60 S	CEY T 60 A
298,-	298,-	298,-

COATED METALIZED STEEL BASE	
REF:	CEY V 75RSC...
VOLUME:	0,015 m ³
WEIGHT:	41,5 kg



COATED METALIZED STEEL		
WR	S	A
CEY V 75RSC WR	CEY V 75RSC S	CEY V 75RSC A
862,-	862,-	862,-
OPTIONAL WHEELSET (SS)		
CEY V WS		
206,-		

COATED METALIZED STEEL BASE	
REF:	CEY V 70SC...
VOLUME:	0,015 m ³
WEIGHT:	40 kg



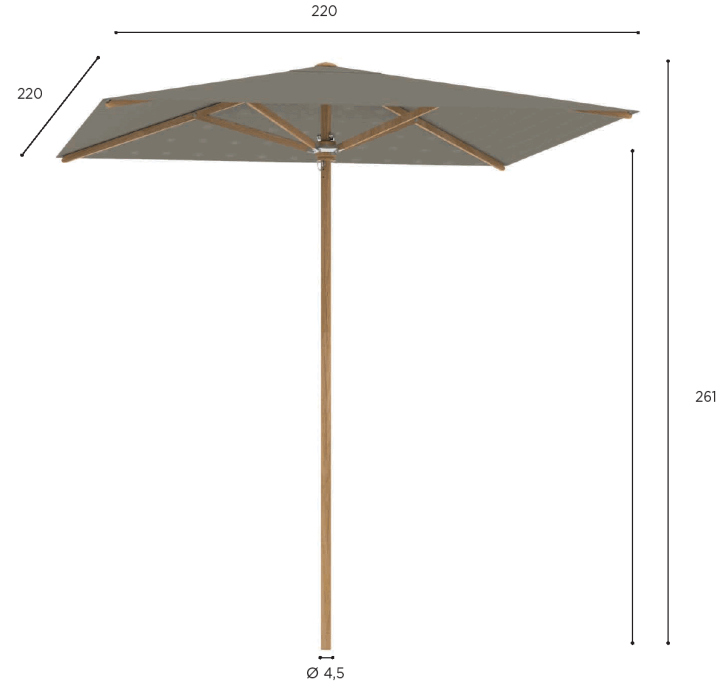
COATED METALIZED STEEL		
WR	S	A
CEY V 70SC WR	CEY V 70SC S	CEY V 70SC A
689,-	689,-	689,-
OPTIONAL WHEELSET (SS)		
CEY V WS		
206,-		

SHADY SLIM SPECIFICATIONS

Design by Kris Van Puyvelde



SHADY SLIM	
REF:	SHAS 22V TK
VOLUME:	0,16 m ³
WEIGHT:	7,7 kg
INFO:	COVERBAG INCLUDED TUBE (CEYT60...) NOT INCLUDED BASE NOT INCLUDED ALL BASE COMBINATIONS SEE P. 365



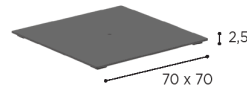
		TEAK	
		W	
TEXTILE (CATA.)	WU	SHAS 22V TKWU	2.299,-
	CAU	SHAS 22V TKCAU	2.299,-
	ZU	SHAS 22V TKZU	2.299,-
	ROU	SHAS 22V TKROU	2.299,-
	RO	SHAS 22V TKRO	2.299,-
	SL	SHAS 22V TKSL	2.299,-

COATED STAINLESS STEEL TUBE (SLIM)	
REF:	CEY T 60...
INFO:	TIGHTENING MECHANISM ONLY FOR SHADY SLIM



COATED STAINLESS STEEL		
WR	S	A
CEY T 60 WR	CEY T 60 S	CEY T 60 A
298,-	298,-	298,-

COATED METALIZED STEEL BASE	
REF:	CEY V 70SC...
VOLUME:	0,015 m ³
WEIGHT:	40 kg



COATED METALIZED STEEL		
WR	S	A
CEY V 70SC WR	CEY V 70SC S	CEY V 70SC A
689,-	689,-	689,-
OPTIONAL WHEELSET (SS)		
CEY V WS		
206,-		

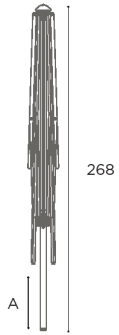
SHADY SPECIFICATIONS

Design by Kris Van Puyvelde



SHADY	
REF:	SHA...
VOLUME:	0,2 m ³
INFO:	COVERBAG INCLUDED
	BASE & TUBE NOT INCLUDED
	ALL BASE COMBINATIONS SEE P. 365
	OPTIONAL MOBILE BASE (MOB 65)

	WEIGHT	A (cm)
Ø 3,5	23,7 kg	85
Ø 4,5	29,2 kg	34
3,0 x 3,0	22,2 kg	56
3,5 x 3,5	23,5 kg	12
3 x 4	26,9 kg	10



STANDARD / ON REQUEST

		TEAK POLE + TEAK RIBS	
		W	
	Ø 3,5	SHA 35 TK...	3.449,-
	Ø 4,5	SHA 45 TK...	3.794,-
	3 x 3	SHA 30V TK...	3.449,-
	3,5 x 3,5	SHA 35V TK...	3.737,-
	3 x 4	SHA 40R TK...	3.679,-
TEXTILE COLOURS			
...WU	...EU	...BU	...ROU
...MU	...CAU	...FOU	...ZU

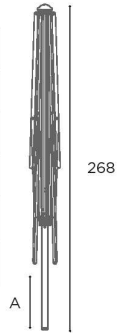
SHADY SPECIFICATIONS

Design by Kris Van Puyvelde



SHADY	
REF:	SHA...
VOLUME:	0,2 m ³
INFO:	COVERBAG INCLUDED
	BASE & TUBE NOT INCLUDED
	ALL BASE COMBINATIONS SEE P. 365
	OPTIONAL MOBILE BASE (MOB 65)

	WEIGHT	A (cm)
Ø 3,5	23,7 kg	85
Ø 4,5	29,2 kg	34
3,0 x 3,0	22,2 kg	56
3,5 x 3,5	23,5 kg	12
3 x 4	26,9 kg	10



		STAINLESS STEEL POLE + TEAK RIBS		EP STAINLESS STEEL POLE + TEAK RIBS			
		SS	W	EP	W		
	Ø 3,5	SHA 35 ... 3.449,-		SHA 35 EP ... 3.564,-			
	Ø 4,5	SHA 45 ... 3.794,-		SHA 45 EP ... 3.909,-			
	3 x 3	SHA 30V ... 3.449,-		SHA 30V EP ... 3.564,-			
	3,5 x 3,5	SHA 35V ... 3.737,-		SHA 35V EP ... 3.852,-			
	3 x 4	SHA 40R ... 3.679,-		SHA 40R EP ... 3.794,-			
TEXTILE COLOURS							
... WU	... EU	... BU	... ROU	... MU	... CAU	... FOU	... ZU

PARASOL TUBES & BASES SPECIFICATIONS

TECHNICALLY ALL PARASOL TUBE & BASE COMBINATIONS ARE POSSIBLE.
HOWEVER WE RECOMMEND USING COATED TUBES WITH COATED BASES AND STAINLESS STEEL TUBES WITH STAINLESS STEEL OR GRANITE BASES.

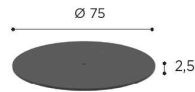
COATED STAINLESS STEEL TUBE (SLIM)	
REF:	CEY T 60...
INFO:	TIGHTENING MECHANISM ONLY FOR SHADY SLIM



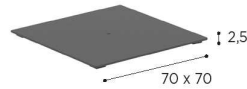
COATED STAINLESS STEEL TUBE	
REF:	CEY T 73...
INFO:	TIGHTENING MECHANISM




COATED METALIZED STEEL BASE	
REF:	CEY V 75RSC...
VOLUME:	0,015 m ³
WEIGHT:	41,5 kg




COATED METALIZED STEEL BASE	
REF:	CEY V 70SC...
VOLUME:	0,015 m ³
WEIGHT:	40 kg



COATED METALIZED STEEL BASE	
REF:	CEY V 100SC...
VOLUME:	0,020 m ³
WEIGHT:	74 kg



COATED METALIZED STEEL BASE	
REF:	CEY V 100SC...
VOLUME:	0,020 m ³
WEIGHT:	74 kg



STANDARD / ON REQUEST

COATED STAINLESS STEEL		
WR	S	A
CEY T 60 WR	CEY T 60 S	CEY T 60 A
298,-	298,-	298,-

COATED STAINLESS STEEL		
WR	S	A
CEY T 73 WR	CEY T 73 S	CEY T 73 A
310,-	310,-	310,-

COATED METALIZED STEEL		
WR	S	A
CEY V 75RSC WR	CEY V 75RSC S	CEY V 75RSC A
862,-	862,-	862,-
OPTIONAL WHEELSET (SS)		
CEY V WS		
206,-		

COATED METALIZED STEEL		
WR	S	A
CEY V 70SC WR	CEY V 70SC S	CEY V 70SC A
689,-	689,-	689,-
OPTIONAL WHEELSET (SS)		
CEY V WS		
206,-		

COATED METALIZED STEEL		
WR	S	A
CEY V 100 SC WR	CEY V 100 SC S	CEY V 100 SC A
1.207,-	1.207,-	1.207,-
OPTIONAL WHEELSET (SS)		
CEY V WS		
206,-		

COATED METALIZED STEEL		
WR	S	A
CEY V 100 SC WR	CEY V 100 SC S	CEY V 100 SC A
1.207,-	1.207,-	1.207,-
OPTIONAL WHEELSET (SS)		
CEY V WS		
206,-		

PARASOL TUBES & BASES SPECIFICATIONS

TECHNICALLY ALL PARASOL TUBE & BASE COMBINATIONS ARE POSSIBLE.
HOWEVER WE RECOMMEND USING COATED TUBES WITH COATED BASES AND STAINLESS STEEL TUBES WITH STAINLESS STEEL OR GRANITE BASES.

STAINLESS STEEL TUBE	
REF:	CEY T 65 IP..




STAINLESS STEEL	
SS	EP
CEY T 65 IP	CEY T 65 IPEP
206,-	218,-

LONG STAINLESS STEEL TUBE	
REF:	CEY T 65 IPL...
INFO:	FOR BAR TABLES




STAINLESS STEEL	
SS	EP
CEY T 65 IPL	CEY T 65 IPLEP
252,-	275,-

STAINLESS STEEL BASE	
REF:	CEY V 70 IP..
VOLUME:	0,020 m ³
WEIGHT:	34 kg




STAINLESS STEEL	
SS	EP
CEY V 70 IP	CEY V 70 IPEP
977,-	1.069,-
OPTIONAL WHEELSET (SS)	
CEY V W	
229,-	

GRANITE BASE	
REF:	CEY V 70 HBP
VOLUME:	0,020 m ³
WEIGHT:	75 kg



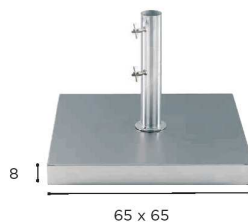
GRANITE	
CEY V 70 HBP	
425,-	
OPTIONAL WHEELSET (SS)	
CEY V X HEP	
459,-	

GRANITE BASE	
REF:	CEY V 70 RBP
VOLUME:	0,020 m ³
WEIGHT:	51 kg



GRANITE	
CEY V 70 RBP	
379,-	

MOBY BASE	
REF:	MOB 65...
WEIGHT:	23 kg + BALLAST
INFO:	BRUSHED STAINLESS STEEL BODY WHEELS AND DETACHABLE HANDLE FOR MOVING AROUND ON THE TERRACE TO BE FILLED WITH GRAVEL FOR ADDED WEIGHT POLISHED STAINLESS STEEL TUBE INCLUDED




STAINLESS STEEL	
SS	EP
MOB 65	MOB 65 EP
1.207,-	1.379,-

DECORATIVE CUSHIONS


CUSHIONS WITH A SOFT FILLING.

STANDARD / ON REQUEST


	SOFT DECO CUSHION
	PIL 40 MRS...
CAT. A	127,-
CAT. B	152,-
CAT. C	178,-




	SOFT DECO CUSHION
	PIL 45 MRS...
CAT. A	161,-
CAT. B	194,-
CAT. C	226,-



	SOFT DECO CUSHION
	PIL 53MRS...
CAT. A	150,-
CAT. B	180,-
CAT. C	210,-



	SOFT DECO CUSHION
	PIL 64 MRS...
CAT. A	167,-
CAT. B	201,-
CAT. C	234,-



OUTDOOR COVERS

100% POLYESTER EVA COATED WATERPROOF FABRIC, WEIGHT: 200GR/M² COLOUR: CAU

OUTDOOR COVERS ARE AVAILABLE FOR ALMOST ALL OUR PRODUCTS.
SIMPLY PUT ODC... BEFORE THE REF. OF THE PRODUCT.

EXAMPLE: NNX 55 -> ODC NNX55

CHAIR COVERS
150,-

ARMCHAIR COVERS
173,-

RELAX CHAIR COVERS
196,-

RELAX LOUNGE CHAIR COVERS
230,-

LOUNGER COVERS
288,-

TABLE COVERS (TAILOR MADE)

LOUNGE COVERS (TAILOR MADE)
FOR EVERY ORDER A CLEAR SKETCH OF YOUR COMBINATION IS REQUIRED

WOOD SET

4x TEAK CLEANER
 3x TEAK SEALER
 3x TEAK PROTECTOR

REF: TEAKMAINSET

340,-



3x

4x

3x

WOOD



TEAK CLEANER
 FOR REMOVAL OF ALL STAINS AND DIRT ON TEAKWOOD
 REF: TEAC - 500ml
 30,-



TEAK SEALER
 LONG-TERM PROTECTION AGAINST WEATHERING AND GRAYING
 REF: TEAS - 500ml
 52,-



TEAK RENOVATOR
 RESTORATION OF DISCOLOURED TEAK
 REF: TEAR - 500ml
 29,-



TEAK PROTECTOR
 PROTECTS AGAINST MOISTURE AND DIRT
 REF: TEAPR - 500ML
 35,-



WOOD OIL
 PROTECTING AND ANTI-WEATHERING OIL
 REF: MHOT - 250ml
 98,-

STAINLESS STEEL SET

5x STAINLESS STEEL HEAVY DUTY CLEANER
3x STAINLESS STEEL PROTECTOR
2x BATYLINE & FIBRE CLEANER

REF: SSMAINSET

259,-



3x

5x

2x

MORE MAINTENANCE INFO



STAINLESS STEEL



STAINLESS STEEL HEAVY DUTY CLEANER

STAINLESS STEEL POLISH

REF: SSHC - 500ml

29,-



STAINLESS STEEL PROTECTOR

STAINLESS STEEL PROTECTOR/RENEWER: CLEANS & PROTECTS

REF: SSP - 500ml

29,-

FIBRE & BATYLINE



FIBRE & BATYLINE CLEANER

BATYLINE & FIBRE CLEANER

REF: BFC - 500ml

29,-

CONCRETE



CONCRETE PROTECTOR

TO PRESERVE AND PROTECT CONCRETE

REF: CONPR - 250ML

75,-

TEAK & MAHOGANY

AS ROYAL BOTANIA NEVER COMPROMISES ON QUALITY, ONLY CAREFULLY SELECTED MATURE TEAKWOOD IS USED IN OUR PRODUCTS. ALL OF IT HARVESTED IN STRICT ACCORDANCE WITH OUR ENVIRONMENTAL POLICIES. TEAK WOOD'S RENOWNED DURABILITY IS DUE TO ITS HIGH CONTENT OF NATURAL OILS. THE LIMITED ABSORPTION OF MOISTURE PROTECTS THE WOOD FROM WARPING AND GIVES IT ENORMOUS STABILITY. IN ADDITION, TEAK IS HIGHLY RESISTANT TO ATTACKS BY PESTS. IT IS BECAUSE OF THESE QUALITIES, AS WELL AS ITS EXCEPTIONALLY ATTRACTIVE HUE AND STRUCTURE, THAT TEAK IS WIDELY CONSIDERED "THE NOBLEST OF ALL WOOD TYPES".

MAHOGANY IS A HARDWOOD WITH A REDDISH COLOUR THAT IS WIDELY USED FOR BOAT BUILDING, AS WELL AS FURNITURE MANUFACTURING.

TEAK
REF: W



OILED MAHOGANY
REF: MHOT



STAINLESS STEEL

STAINLESS STEEL IS A FERROUS ALLOY WITH INCREASED CORROSION RESISTANCE DUE TO THE ADDITION OF CHROME AND NICKEL. CHLORINE, THE GREATEST ENEMY OF STAINLESS STEEL, CAN CAUSE A TYPE OF CORROSION KNOWN AS "PITTING". FOR THIS REASON, IT IS RECOMMENDED THAT IN COASTAL LOCATIONS THE METAL BE GIVEN AN ELECTROPOLISHING TREATMENT, IN ORDER TO FURTHER INCREASE ITS RESISTANCE TO CORROSION. THE FURNITURE FRAMES OF THE WAVE IS SUPPLIED WITH AN ELECTROPOLISHED FINISH AS STANDARD.

FOR THE NINIX, O-ZON, QT & TABOELA RANGES WE RECOMMEND THE OPTIONAL ELECTROPOLISHING TREATMENT OF THE FRAME IF IT IS TO BE USED IN A CORROSIVE ENVIRONMENT.

BRUSHED STAINLESS STEEL
REF: SS




ELECTROPOLISHED STAINLESS STEEL
REF: EP




POWDER COATING COLOURS


WHITE
REF: WR



PEBBLE
REF: PB



SAND
REF: S




BRONZE
REF: BR



ANTHRACITE
REF: A



OLIVE
REF: OL



FIBRE

OLEFIN FIBRE IS A SYNTHETIC FIBRE MADE FROM POLYPROPYLENE. THE ADVANTAGE OF THIS FIBRE IS ITS STRENGTH, COLOUR FASTNESS AND COMFORT. ALSO IT IS VERY RESISTANT TO STAINING AND DIFFERENT WEATHER CONDITIONS.


JIVE COLLECTION (OLEFIN FIBRE)



SAMBA COLLECTION (OLEFIN FIBRE)




CALYPSO COLLECTION (POLYTHYLENE FIBRE)



CERAMIC

THE CERAMIC TOPS ARE MADE FROM NATURAL CLAYS, SO SMALL COLOUR GRADATIONS CAN OCCUR. THIS MAKES EACH TABLE UNIQUE.

WHITE
REF: WUM



CEMENTO LUMINOSO
REF: CL



PEARL GREY
REF: PG



NERO MARQUINA
REF: NM



BIANCO STATUARIO
REF: BS



TRAVERTINO
REF: TR



TAUPE GREY
REF: TG



BLACK
REF: ZUM



CEPPO DOLOMITICA
REF: CD



TERRA SABBIA
REF: TS



TERRA MARRONE
REF: TM



CONCRETE

WE USE AN ULTRA-HIGH PERFORMANCE CONCRETE REINFORCED BY NATURAL MINERAL COMPONENTS AND ORGANIC FIBRES. THANKS TO ITS DISCONTINUOUS PORE STRUCTURE AND CRACK-BRIDGING FIBRES, IT IS VIRTUALLY IMPERVIOUS. PENETRATION OF CHLORIDE IONS IS ALSO SIGNIFICANTLY REDUCED AND THUS PERFORMS EXCEPTIONALLY WELL IN HIGHLY CORROSIVE ENVIRONMENTS SUCH AS NEAR BEACHES.

CEMENT GREY

REF: CG



ENAMELED LAVA STONES

LAVA STONES WITH A VITREOUS ENAMEL COATING. FUSED AT 850°C THE ENAMEL BECOMES VERY HARD AND EXTREMELY RESISTANT TO ALL WEATHER CONDITIONS.

PEARL

REF: PE




MOON

REF: MO



LAVA

REF: LA




SLATE

REF: SL



JADE

REF: JA



DUSK

REF: DU



CATEGORY A FABRICS ACRYLIC

WHITE
REF: ...WU - CAT.: A - ACRYLIC



COCONUT
REF: ...CC - CAT.: A - ACRYLIC




CAPPUCCINO
REF: ...CAU - CAT.: A - ACRYLIC




ROCK
REF: ...ROU - CAT.: A - ACRYLIC




ECRU
REF: ...EU - CAT.: A - ACRYLIC




NAVY BLUE
REF: ...NBU - CAT.: A - ACRYLIC



ROSE
REF: ...RO - CAT.: A - ACRYLIC



TERRA
REF: ...TER - CAT.: A - ACRYLIC




BLACK
REF: ...ZU - CAT.: A - ACRYLIC




CHOCOLAT LINEN
REF: ...CHL - CAT.: A - ACRYLIC



SAGE LINEN
REF: ...SL - CAT.: A - ACRYLIC



FROST LINEN
REF: ...FL - CAT.: A - ACRYLIC



CATEGORY B FABRICS ACRYLIC & POLYPROPYLENE

WHITE HEAVY
REF: ...WAH - CAT.: B - POLYPROPYLENE



LIGHT BLUE HEAVY
REF: ...LBH - CAT.: B - POLYPROPYLENE



AZURE BLUE HEAVY
REF: ...AZH - CAT.: B - POLYPROPYLENE



ROCK HEAVY
REF: ...ROH - CAT.: B - POLYPROPYLENE



SAND HEAVY
REF: ...SAH - CAT.: B - POLYPROPYLENE



SAFFRON HEAVY
REF: ...SFH - CAT.: B - POLYPROPYLENE



RED WINE HEAVY
REF: ...RWH - CAT.: B - POLYPROPYLENE




CARMINE HEAVY
REF: ...CH - CAT.: B - POLYPROPYLENE



MOSS HEAVY
REF: ...MH - CAT.: B - POLYPROPYLENE



CARAMEL HEAVY
REF: ...CAH - CAT.: B - POLYPROPYLENE




AUBERGINE HEAVY
REF: ...AUH - CAT.: B - POLYPROPYLENE




GRANITE HEAVY
REF: ...GRH - CAT.: B - POLYPROPYLENE



PITCH BLACK HEAVY
REF: ...ZUPH - CAT.: B - POLYPROPYLENE



DARK BROWN TWIN
REF: ...DBT - CAT.: B - POLYPROPYLENE



WHITE TWIN
REF: ...WUT - CAT.: B - POLYPROPYLENE



CATEGORY B FABRICS ACRYLIC & POLYPROPYLENE


NATURAL WHITE DOT
REF: ...NWD - CAT.: B - POLYPROPYLENE



NATURAL GREY DOT
REF: ...NGD - CAT.: B - POLYPROPYLENE



NATURAL SILVER DOT
REF: ...NSD - CAT.: B - POLYPROPYLENE



NATURAL ECRU DOT
REF: ...NED - CAT.: B - POLYPROPYLENE




NATURAL LINEN DOT
REF: ...NLD - CAT.: B - POLYPROPYLENE




STONE FLAX
REF: ...SF - CAT.: B - ACRYLIC



DESERT STONE FLAX
REF: ...DSF - CAT.: B - ACRYLIC




MARBLE FLAX
REF: ...MAF - CAT.: B - ACRYLIC



CATEGORY B/C LAMINATED FABRICS ACRYLIC


FROST LINEN LAMINATED
REF: ...FLL - CAT.: B - ACRYLIC




TUXEDO LINEN LAMINATED
REF: ...TULL - CAT.: B - ACRYLIC



DESERT STONE FLAX LAMINATED
REF: ...DSFL - CAT.: C - ACRYLIC



MARBLE FLAX LAMINATED
REF: ...MAFL - CAT.: C - ACRYLIC




CATEGORY C FABRICS ACRYLIC & POLYPROPYLENE

PASTEL SAND
REF: ...PAS - CAT.: C - ACRYLIC



PASTEL BLUE
REF: ...PAB - CAT.: C - ACRYLIC



PASTEL YELLOW
REF: ...PAY - CAT.: C - ACRYLIC



PASTEL COCONUT
REF: ...PAC - CAT.: C - ACRYLIC



PASTEL GREEN
REF: ...PAG - CAT.: C - ACRYLIC



PASTEL ORANGE
REF: ...PAO - CAT.: C - ACRYLIC



PASTEL RED
REF: ...PAR - CAT.: C - ACRYLIC



MOSS
REF: ...MOS - CAT.: C - POLYPROPYLENE



BOUCLE SAND
REF: ...BOS - CAT.: C - POLYPROPYLENE



BOUCLE WHITE
REF: ...BOW - CAT.: C - POLYPROPYLENE



BOUCLE GREY
REF: ...BOG - CAT.: C - POLYPROPYLENE



BOUCLE BLUE
REF: ...BOB - CAT.: C - POLYPROPYLENE



ECRU LINEN
REF: ...EUL - CAT.: C - ACRYLIC



JUNIPER GREEN
REF: ...JG - CAT.: C - ACRYLIC



AUBERGINE MESH
REF: ...AUM - CAT.: C - ACRYLIC



NIGHT BLUE
REF: ...NB - CAT.: C - ACRYLIC



CATEGORY C FABRICS ACRYLIC & POLYPROPYLENE

VANILLE VELVET
REF: ...VAV - CAT.: C - ACRYLIC




ECRU VELVET
REF: ...EUV - CAT.: C - ACRYLIC




SALMON VELVET
REF: ...SAV - CAT.: C - ACRYLIC



SAFFRON VELVET
REF: ...SFV - CAT.: C - ACRYLIC




DARK BROWN VELVET
REF: ...DBV - CAT.: C - ACRYLIC



TERRA VELVET
REF: ...TEV - CAT.: C - ACRYLIC



AUBERGINE VELVET
REF: ...AUV - CAT.: C - ACRYLIC



ICE BLUE VELVET
REF: ...IBV - CAT.: C - ACRYLIC



SILVER VELVET
REF: ...SIV - CAT.: C - ACRYLIC



IRON GREY VELVET
REF: ...IGV - CAT.: C - ACRYLIC



ORANGE CHEVRON
REF: ...ORC - CAT.: C - POLYPROPYLENE



OLD ROSE
REF: ...OLR - CAT.: C - POLYPROPYLENE



LIGHT BOUCLE WHITE
REF: ...LBW - CAT.: C - POLYPROPYLENE



LIGHT BOUCLE SAND
REF: ...LBS - CAT.: C - ACRYLIC



LIGHT BOUCLE GREY
REF: ...LBG - CAT.: C - POLYPROPYLENE



GREY MESH
REF: ...GM - CAT.: C - ACRYLIC



CATEGORY C FABRICS ACRYLIC & POLYPROPYLENE

CAMEL MESH

REF: ...CM - CAT.: C - POLYPROPYLENE



SAND MESH

REF: ...SM - CAT.: C - POLYPROPYLENE



CATEGORY C FABRICS POLYSKIN

ONLY AVAILABLE FOR STRAPPY, STYLETTO & OSTREA COLLECTION!

POLYSKIN IS A SYNTHETIC ALL WEATHER LEATHER IMITATION THAT IS EXTREMELY UV AND WATER RESISTANT.


CAPPUCCINO

REF: ...SCA - CAT.: C - POLYSKIN



BLACK

REF: ...SBL - CAT.: C - POLYSKIN



COGNAC

REF: ...SCO - CAT.: C - POLYSKIN




BATYLINE

THE SLINGS ON METAL FRAMED CHAIRS AND LOUNGERS ARE MADE OF BATYLINE® FABRICS, A WOVEN POLYESTER FIBRE PROTECTED BY A PVC COATING. THIS COATING GUARANTEES EXCEPTIONAL RESISTANCE TO CLIMATIC CONDITIONS AND UV EXPOSURE. THE FACT THAT THERE IS NO MOISTURE ABSORPTION RESULTS IN QUICK-DRYING, LITTLE SENSITIVITY TO STAINING AND EASY CLEANING.


WHITE
REF: ...WU




WHITE (FOR NNX(L) - OZN - WV)
REF: ...WUC



PEARL GREY
REF: ...PG



CAPPUCCINO
REF: ...CAU




BLACK
REF: ...ZU




BLACK (FOR NNX(L) - OZN - WV)
REF: ...ZUC




GRAPHITE
REF: ...GRP




BROWN
REF: ...BRU




ECRU
REF: ...EU



TURQUOISE
REF: ...TQF




ORANGE
REF: ...ORU



PARASOL FABRICS

FOR OUR SHADY AND BLOOM PARASOL WE USE A THICKER FABRIC WITH A SPECIAL COATING TO FURTHER PROTECT THEM FROM THE ELEMENTS.

WHITE
REF: ...WU - CAT.: A - ACRYLIC



BLACK
REF: ...ZU - CAT.: A - ACRYLIC




CAPPUCCINO
REF: ...CAU - CAT.: A - ACRYLIC




ECRU
REF: ...EU - CAT.: A - ACRYLIC




BLUE
REF: ...BU - CAT.: C - ACRYLIC



FONDANT
REF: ...FOU - CAT.: A - ACRYLIC



MOKKA
REF: ...MU - CAT.: A - ACRYLIC



ROCK
REF: ...ROU - CAT.: A - ACRYLIC




PARASOL BATYLINE

THE BATYLINE FOR OUR OAZZ IS WOVEN THIGHT AND GIVEN A COATING TO FURTHER PROTECT THEM FROM THE ELEMENTS.

WHITE
REF: ...WU



CAPPUCCINO
REF: ...CAU



BLACK
REF: ...ZU

